

36TH ANNUAL SCIENTIFIC SESSION



ORLANDO
2020

SHARING THE VISION
SHAPING THE FUTURE



• ORLANDO, FLORIDA • APRIL 22-25

www.aacdconference.com

Introducing 3s PowerCure™ System



ZERO TO 4MM IN 3 SECONDS

- Esthetics and efficiency with no compromise on quality
- Low shrinkage stress due to proprietary (AFCT) technology
- Intelligent and efficient curing to 4mm in just 3 seconds with low heat development



[Click here](#) for the description of
Dr. Michael Sesemann's Tetric® PowerFill
Course at the AACD 2020 Orlando.



Efficient
Esthetics



Isolate



Bond



Restore



Cure

Learn more at 3spowercure.ivoclarvivadent.com

For more information, call us at 1-800-533-6825 in the U.S., 1-800-263-8182 in Canada.
© 2019 Ivoclar Vivadent, Inc. Ivoclar Vivadent and PowerCure are trademarks of Ivoclar Vivadent, Inc.

ivoclar
vivadent®
passion vision innovation

MESSAGE FROM THE PRESIDENT



Elizabeth M. Bakeman,
DDS, FAACD

20/20 – a reference ophthalmologists use to denote clear, sharp vision. I didn't envision the extent of the changes to come in the world of cosmetic dentistry or my own personal journey when I attended my first AACD scientific session almost 25 years ago. Clearly, I had found an organization committed to elevating its members and the profession with the right combination of education and camaraderie. In hindsight, attending the AACD's Scientific Session and joining the dedicated dentists and lab techs who motivate and inspire each other personally and professionally was and is, one of the best things I do every year!



See you in April!
Elizabeth M. Bakeman,
DDS, FAACD

Long before you registered to participate in the AACD 2020 Orlando, AACD's Professional Education Committee, Board of Directors and the American Board of Cosmetic Dentistry developed a shared vision in anticipation of what you hoped to see and learn during your time at Rosen Shingle Creek, Orlando, Florida.

An amazing meeting has been planned. We kept what you told us you love about AACD's scientific session: inspiring general session presentations, visionary clinical lectures from top educators featuring Dr. Iñaki Gamborena and Dr. John Kois this year, sessions focusing on Accreditation as well as teams, hands-on workshops, and opportunities to network and have fun with your "dental family."

We made changes to improve your experience:

- **Instafamous** – Fast-paced sessions by some of dentistry's social media giants. Listen, learn and then harness the power of social media by visiting the exhibit hall immediately following the morning session for photo ops with the Instafamous presenters.
- **Improved opportunities for more attendees to participate in workshops** – By staggering workshop registration, course availability is extended in an effort to share the wealth of these valuable opportunities that are included in your registration. Added observation lecture seating in the hands-on rooms, enables more members to take advantage of the excellent workshop education for which the AACD is known.
- **Advanced Education** – Specifically for Accredited members and a guest, featuring Tony Rotondo, BDSc.
- **The iExpert Experience** – Select exhibit hallors will hold mini, hands-on learning opportunities in special areas scattered throughout the exhibit hall. Listen and learn as key opinion leaders share their knowledge in a relaxed setting.
- **Members' Choice Awards** – Visit the exhibit hall stage during the lunch hour to hear and see what products your peers can't live without. Enter prize drawings for a chance to win some of these featured products.
- **Splash Zone 2.0** – Featuring digital dental tech to enhance your practice. Representatives from the latest technology masters will be on hand to get your hands on their oral scanners, 3D equipment and digital systems. Explore all things digital in the exhibit hall!
- **Enjoy the Orlando sunshine** with a 9-hole shotgun tournament at Shingle Creek Golf Club on Wednesday morning.

Use your planning and foresight to sign up for what is to be the best experience and meeting EVER! I look forward to seeing you and learning with you in April.



AACD MISSION

The American Academy of Cosmetic Dentistry® (AACD) is dedicated to advancing excellence in the art and science of comprehensive cosmetic dentistry and encouraging the highest standards of ethical conduct and responsible patient care. The AACD fulfills its mission by: offering superior educational opportunities; promoting and supporting a respected Accreditation credential; serving as a user-friendly and inviting forum for the creative exchange of knowledge and ideas; and providing accurate and useful information to the public and to the profession.

AACD BOARD OF DIRECTORS

Elizabeth Bakeman, DDS, FAACD
President

Salvatore Lotardo, DDS, AAACD
President – Elect

David Chan, DMD, AAACD
Vice President

Dane Barlow

John Calamia, DMD

Marilyn Calvo, DDS, AAACD

Brian Dennis, DDS, AAACD

Alexander Nguyen, DDS, AAACD

Fred H. Peck, DDS, FAACD

John “Cappy” Sinclair, DDS

Chet C. Spivey

Parihan Tamkin, DDS

Ossie Vereen, CDT, MDT, AAACD

Quint Whipple, CDT

David Yoshimaru, DDS

AMERICAN BOARD OF COSMETIC DENTISTRY

Lauren Shanard, DDS, AAACD
Chair

Steve Hoofard, CDT, AAACD

Brenda Jennings, DDS, AAACD

Adamo E. Notarantonio, DDS, FAACD

Stevan Orser, DDS, AAACD

Amanda Seay, DDS, AAACD

John F. Weston, DDS, FAACD

CHARITABLE FOUNDATION BOARD OF TRUSTEES

Trish Jones, RDH, BSc
Chair

Scott Greenhalgh, DDS

Les Latner, DDS, AAACD

Dwight Rickert, CDT, FAACD

Nancy Lashley Sullivan

PROFESSIONAL EDUCATION COMMITTEE

Sandra Hulac, DDS, FAACD
Chair

Elizabeth Bakeman, DDS, FAACD

David Chan, DMD, AAACD

Steve Hoofard, CDT, AAACD

Courtney Lavigne, DMD, FAGD, AAACD

Salvatore Lotardo, DDS, AAACD

Peyman Raissi, DDS

CONTENTS

<u>Message From the President</u>	3
<u>AACD Mission</u>	5
<u>AACD Tuition</u>	7
<u>Headline Educators</u>	8
<u>Accreditation Super Session</u>	9
<u>Instafamous</u>	9
<u>Registration</u>	11
<u>General Session Speakers</u>	12-13
<u>AACD Accreditation</u>	14
<u>New & Different In 2020</u>	17
<u>Travel Logistics</u>	18
<u>Now Trending</u>	20
<u>AACD Community</u>	22
<u>GBAS Fundraising Events</u>	23
<u>CE Information</u>	26
<u>Schedule at a Glance</u>	28-29
<u>Speaker Bios</u>	78-79
<u>Exhibitors Listing</u>	80
<u>Educational Sponsors</u>	80

WEDNESDAY | April 22

<u>Schedule at a Glance</u>	31
<u>Morning Sessions</u>	32
<u>Afternoon Sessions</u>	33 - 36
<u>General Session Speaker</u>	
<u>Kindra Hall</u>	36
<u>Welcome Reception</u>	36

THURSDAY | April 23

<u>Schedule at a Glance</u>	39
<u>Accreditation Super Session</u>	40-41
<u>Instafamous</u>	42-43
<u>Morning</u>	44-49
<u>Afternoon</u>	49-55
<u>GBAS Fundraisers</u>	55

FRIDAY | April 24

<u>Schedule at a Glance</u>	56
<u>General Session Speaker</u>	
<u>Dave Weber</u>	57
<u>Morning</u>	58-65
<u>Afternoon</u>	65-71

SATURDAY | April 25

<u>Schedule at a Glance</u>	72
<u>Morning</u>	74-76
<u>Afternoon</u>	76
<u>Havana Nights Celebration</u>	77



AACD 2020 is a must-attend event because it's your chance to learn from the best on your way to becoming the best, no matter where you are on that journey. The Professional Education Committee is bringing together the hottest educators in the field to present the latest techniques and technology in cosmetic dentistry, giving you a taste of high-end CE at an affordable price. This year, we are optimizing your CE dollars by maximizing your hands-on workshop opportunities. So, whether you're just starting out as an associate or have been practicing for a decade or more, you can get your CE requirements for the year fulfilled in three days, pick up skills you can implement immediately when you return to the office, and ultimately get closer to achieving your personal and professional goals.

All-Inclusive Tuition You Deserve It!

Because we know you mean business, your conference tuition includes the whole package:

- **All open lectures and applicable hands-on workshops*** because we want you to get the biggest bang for your CE buck. Fill up on CE for the year by mixing and matching courses from the hottest names in the profession.
- **Now, more workshop opportunities!**
Because hands-on workshops are what sets the AACD Scientific Session apart, we've made it easier for everyone to have access in two important ways:
 1. Initial registration for workshops will be limited to two per person.
 2. We've added observation seating to some hands-on workshops for participants without workstations to benefit from the education while earning observation CE credits.
- **Breakfasts, exhibit hall networking lunches and social hours** because you'll learn better when you're full of delicious and nutritious food and because who doesn't like happy hour?
- **Wednesday and Friday general sessions** because you're more than a dental professional! A side of inspiration and motivation is a great way to compliment clinical knowledge and skills.
- **Access to the AACD exhibit hall** because you need products and services to run your business and don't have time to do the leg work. We bring the best companies in the industry to you.
- **Admission to the AACD 2020 Welcome Reception** because you're not alone on your journey, and your AACD community is an invaluable resource. So, tap into it!

*Please note, hands-on workshops are not available to guests, team members or students. Qualifying attendees are limited to 2 hands-on workshops each, at this time.

Best Value

How to Be Two Places at Once...

Can't decide between two courses being offered at the same time? Choose both!

Best Value gets you the all-inclusive conference experience PLUS exclusive access to select recorded sessions from AACD 2020 Orlando.* For an additional \$365 USD, you can attend more courses than you physically have time for—some in person and others virtually, after the event.

The course recordings will be available by summer of 2020 through the AACD Virtual Campus at www.AACD.com/virtualcampus. If you miss out on the Best Value option, post-conference access to AACD 2020 Orlando recordings will be available for \$795 USD. Take advantage of the savings now and preorder your access to the Orlando recordings on the AACD Virtual Campus.

When you register, be sure to select the Best Value option at check out.



***For educators who permit session recording. Sessions marked with the PLAY icon are scheduled to be recorded.**

The course recordings will be available by summer of 2020 through the AACD Virtual Campus at www.AACD.com/virtualcampus.



“My first AACD conference was held in Honolulu, Hawaii, in 2008. What a magical location to start off my annual immersion into an intense few days of amazing networking and awesome educational experiences. I can’t believe it was more than 10 years ago already. That first conference inspired me to start my Accreditation journey and eventually to become a Fellow Member. It also gave me a strong desire to make the dentistry offered at my practice the best possible in my home city of Hong Kong if not in all of Asia. I was surprised back then what an incredible camaraderie there was between all attendees and I made contacts there that I am still in touch with today.”

— Accredited Fellow Member,
Sandra Hulac, DDS, FAACD
Chair, Professional Education
Committee



ORLANDO 2020 SHARING THE VISION
SHAPING THE FUTURE

2020 HEADLINE EDUCATORS

FRIDAY

APRIL 24 | 9:00 am – 5:00 pm



Iñaki Gamborena,
DDS, MSD, FID, DMD

**Key Surgical & Prosthetic
Considerations to Achieve
Optimal Aesthetic
Outcomes in the
Aesthetic Area**

SATURDAY

APRIL 25 | 9:00 am – 4:15 pm



John Kois,
DMD, MSD

**Does Your Dataset
Match Your Mindset:
Understanding
Clinical Failures**

INSTAFAMOUS

THURSDAY

APRIL 23 | 9:00 am – 12:00 pm

The Instafamous session presents four speakers, each delivering a 35-minute lecture followed by a 5-minute Q&A period. This series of lectures will equip you with insights you can implement as soon as you get back to work on Monday.

Minimally Invasive Preparations for Ceramic Veneers

Maxim Belograd, DDS



A Bit About Temperature

Miguel A. Ortiz, DMD



Thinking Outside The Box: The Story of a Fee For Service Start-Up

Courtney Lavigne, DMD, FAGD, AAACD



Dental Implant Management in the Aesthetic Zone

Eduardo De Aguiar, DDS



ACCREDITATION SUPER SESSION

THURSDAY

April 23 | 9:00 am – 4:00 pm

Take your clinical skills and confidence to the next level by attending the Accreditation Super Session. AACD's top Accredited and Accredited Fellow Members will deliver 50-minute lectures covering each of the Accreditation case types.

Lecture Case Type I: Smile Design, Global Micro and Macro Esthetics

Michael Sesemann, DDS, FAACD



Lecture Case Type II: A Systematic Approach to Matching Indirect Restorations to Natural Dentition

Nelson Rego, CDT, AAACD



Lecture Case Type III: Replacing a Missing Tooth in the Esthetic Zone

Elizabeth Bakeman, DDS, FAACD




Lecture Case Type IV: Composite Artistry Simplified

Amanda Seay, DDS, AAACD



Lecture Case Type V: Smile Design and Tooth Morphology Using Composite Resin

Corky Willhite, DDS, FAACD



ESTELITE **OMEGA**[®]

Premium Polychromatic Composite System

Creating natural beauty in esthetic restorations

Estelite Omega is redefining cosmetic dentistry. With only 11 shades, clinicians can customize hue, value and chroma of restorations and stay in full control of their results. The simplified shade range allows for unlimited creativity, and lets doctors achieve highly esthetic, natural looking results down to the smallest fissures and mamelons.

Unlimited Creativity with a Simplified System

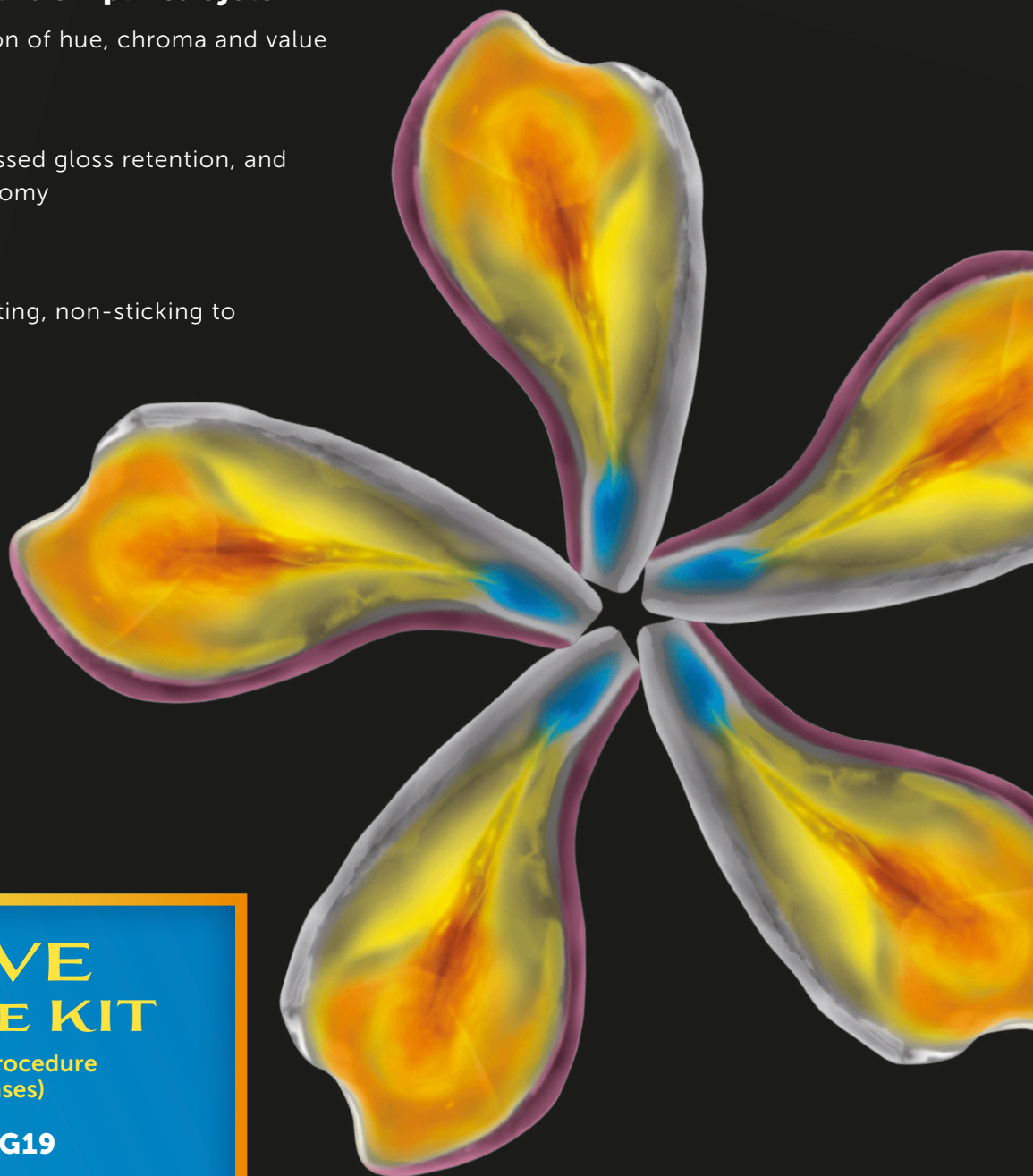
- 11 shades for customization of hue, chroma and value

Exquisite Esthetics

- High polishability, unsurpassed gloss retention, and natural looking tooth anatomy

Ideal Handling

- Non-slumping, easy sculpting, non-sticking to instruments



RESERVE EXPERIENCE KIT


(incl. Dr. Fahl's class IV procedure
guide and clinical cases)

PROMO CODE: **EG19**

VISIT omega.tokuyama-us.com

OR CALL +1 (877) 378-3548

 **Tokuyama**



REGISTRATION & COURSE SELECTION

Visit www.AACDconference.com to register yourself, your dental team,* and your guests for AACD 2020 in Orlando.

Register before December 8, 2019 11:59 pm Central Time to save \$250 with the Early-Bird tuition rate

DENTIST ALL-INCLUSIVE TUITION:	BEFORE December 8, 11:59 PM CT 2019 \$1,885 / \$2,380 (Member/Nonmember*)	BEFORE March 29, 11:59 PM CT 2020 \$2,035 / \$2,530 (Member/Nonmember*)	BEFORE April 25, 11:59 PM CT 2020 \$2,130 / \$2,630 (Member/Nonmember*)
RECENT GRADUATE RESIDENT ALL-INCLUSIVE	BEFORE December 8, 11:59 PM CT 2019 \$985 / \$1,120 (Member/Nonmember*)	BEFORE March 29, 11:59 PM CT 2020 \$1,035 / \$1,170 (Member/Nonmember*)	BEFORE April 25, 11:59 PM CT 2020 \$1,085 / \$1,220 (Member/Nonmember*)



To view rates for all other registration types, as well as cancellation & rollover policies, Visit www.aacdconference.com/tuition

* Please note, hands-on workshops are not available to guests, team members or students. Qualifying attendees are limited to 2 hands-on workshops each, at this time.

PRIME STATUS COURSE SELECTION

AACD PRIME COURSE SELECTION OPENS MONDAY DEC 2, 2019 8AM CT	<p>If you received PRIME status for AACD 2020 Orlando, you can start registering for your courses on Monday, December 2nd, 2019 at 8:00 am CT.</p> <p>While we think all attendees are important, PRIME attendees are doctors, lab technicians, residents and recent graduates who registered for AACD 2020 Orlando prior to August 1st. Not sure if you made the cut? Email info@aacd.com to find out!</p>
AACD MEMBER COURSE SELECTION OPENS MONDAY DEC 9, 2019 8AM CT	<p>We recommend registering before the price goes up after December 8th, 2019 and prior to course registration opening. Courses will fill quickly, so be prepared to select your courses as soon as you can. <i>Please note, hands-on workshops are not available to guests, team members or students. Qualifying attendees are limited to 2 hands-on workshops each, at this time.</i></p>

GROW THE WHOLE YOU

WEDNESDAY | APRIL 22 | 5:00 PM – 6:30 PM

Kindra Hall

Champion Storyteller, Columnist, Author

“The Irresistible Power of Strategic Storytelling”

The shift from a transactional economy to a connected one has people scrambling. Businesses, brands, and leaders at all levels are desperately trying to capture attention and resonate with consumers who expect more. Is there a secret weapon? A silver bullet to humanize and connect? Yes. The answer is strategic storytelling. Whether you are looking to reach more consumers, or bring your team closer together, Kindra Hall, award-winning columnist, author, and national champion storyteller (yes, they have those), delivers a presentation that will inspire teams and individuals to better communicate the value of their business and their individuality through strategic storytelling.

Kindra is President and Chief Storytelling Officer at Steller Collective, a consulting firm focused on the strategic application of storytelling to today's communication challenges. Kindra's work can be seen at Inc. com, Entrepreneur.com and as a contributing editor for SUCCESS Magazine. A former board member of the National Storytelling Network, and with a Masters' Degree in Organizational Communication & Management, Kindra now teaches innovative brands and executives to close more sales, become better leaders and blow up brands with the irresistible power of strategic storytelling. She also recently published, *“Stories That Stick: How Storytelling Can Captivate Customers, Influence Audiences, and Transform Your Business.”*

Kindra will be speaking during AACD 2020 Orlando's opening general session



and will help attendees understand that telling stories in a powerful way is a simple, accessible skill anyone can develop. Her blend of inspiration and education means that you will leave feeling excited and equipped to finally put your own stories to work in a tangible way in order to differentiate your practice from others, capture your target customers and elevate your practice.

Sponsored by: [Lighthouse](#)



“The annual conference strives to cover a broad array of the latest developments and improvements covering all aspects of dentistry - so the young practitioner will be able to have access to a huge variety of workshops and topics – at a quite affordable package price. There are options for following a track of seminars/workshops that are more specialized, as may be better fitting the interests and career path of the young dentist. And not to forget the opportunity to forge a solid support network of peers and maybe even the chance to meet a long-term mentor.”

– Sandra Hulac, DDS, FAACD
Chair, Professional Education Committee

FRIDAY | APRIL 24 | 7:45 AM – 8:45 AM

Dave Weber

Internationally Recognized Speaker, Author, Leadership Guru

“Some Days You’re the Pigeon, Some Days the Statue!”

Boy, truer words were never spoken!! Come prepared to laugh and learn as Dave Weber discusses what many dentists and staff feel is the most challenging part of their practice-- THE PEOPLE!! Dr’s and patients... Dr’s and staff... staff and patients... staff and staff... (heck, even husbands and wives... parents and children). Relationships! It all boils down to relationships. Dave helps you discover the secret to making progress on purpose in all your relationships and the amazing impact that our communication has on the culture and the climate of a practice or home.

For over 25 years, Dave Weber’s fun, high energy and entertaining style has made him one of the most sought

after speakers in the country. He is often described as a Chihuahua on caffeine and is always a crowd favorite. He is president and CEO of Weber Associates, Inc., a training and speaking firm in Atlanta, Georgia, the author/creator of the Life Time Organizer, as well as author of the best selling book *Sticks and Stones Exposed: The Power of Our Words*.

Weber will be speaking during Friday’s general session and will share with attendees the secret to bringing out the best in the people you work with and the patients you serve. He’ll share the six most powerful words in the English language and show you how and when to use them, as well as guide you towards creating an environment in your practice where great results can thrive.



So, you want to do the quality of dentistry being presented at the annual AACD scientific sessions? The good news is it's not out of your reach. The surest way to get there is AACD Accreditation. The AACD Accreditation process is your personalized road map for arriving at your desired destination of clinical excellence, profitability, and personal fulfillment. How does it work?

Set Your Stretch Goals

First, you have to set your stretch goal. This is the long-term objective that will take years to accomplish. Your stretch goal can include completing the Accreditation process, but it might be even bigger than that. It might be running an exclusively fee-for-service practice, or it could be becoming a world-renowned educator like those you see at the podium in Orlando. You might have a couple stretch goals.

Think BIG.

Check Off Immediate Goals

Immediate goals are small and can be accomplished in a short time frame. Consider these activities that can be accomplished in a week that will move you towards your desired destination. This is where the Accreditation process steps in, to provide you with a helpful direction.

Immediate Accreditation Goals:

- Register for AACD 2020 Orlando.
- Sign up to take the written exam in Orlando.
- Order and read the AACD Accreditation guides.
- Each week between now and the conference, study something from the reading list in preparation for the written exam.
- A few weeks prior to AACD 2020 Orlando, complete a sample examination or two.
- Attend the required Accreditation and Criteria Workshops at AACD 2020 Orlando or watch them online in the Virtual Campus.
- Attend the Accreditation Super Session covering all five Accreditation case types.
- Take the written exam in Orlando.

Keep Momentum with Intermediate Goals


Intermediate goals are broader than immediate goals and can have monthly or yearly time frames for your accomplishments. The Accreditation process also lays out intermediate goals as checkpoints to keep you on your path.

Intermediate Accreditation Goals:

- Get in touch with an Accreditation mentor.
- Start working on and submitting clinical cases.
- Establish life-long relationships with like-minded professionals.

Arrive at Your Destination

By completing the Accreditation process, you will be on your way to performing the quality dentistry being presented at the AACD scientific session and arriving at your desired destination of clinical excellence, profitability, and personal fulfillment.



Funny how the most
successful dentists tend to
share the same initials.

Dr. Tara Hardin, FAACD

The AAACD and FAACD designations from the American Academy of Cosmetic Dentistry are more than just letters after your DDS, DMD, or CDT. They represent the most respected credentials in esthetic dentistry; the world's most recognized advanced cosmetic dentistry credentialing program. They are the industry standard for a dedication to continuing education and responsible patient care.

And there's only one place to get them. AACD.

 American Academy
of Cosmetic Dentistry®
www.aacd.com



NEW & DIFFERENT IN 2020



SHARING THE VISION
SHAPING THE FUTURE

ALL UNDER ONE ROOF

NEW THIS YEAR

You need to make the most of your time away from the office and get the biggest bang for your CE buck, so this year's educational program has been designed to optimize your time and money.

- **We are offering observation seating** in our hands-on workshop rooms for those members who do not need hands-on training but would like to listen to the instructor. This allows more members to take advantage of the excellent education offered and still receive CE credits.
- **Fore!** Looking to play a round of golf before the annual scientific session kicks off on Wednesday? **Join AACD Wednesday, April 22 at the Shingle Creek Golf Club for a 9-hole shotgun tournament. A portion of the proceeds benefit Give Back a Smile.** There are a limited number of tee times available, so first come, first served. \$200 will include continental breakfast, greens fees, and golf cart. Games and prizes included.
- **Accredited Members Only Luncheon and Advanced Education** lecture on Wednesday, April 22, featuring our guest speaker, Tony Rotondo, BDS.
- **Member Pearls and Member's Choice Awards.** Hear about favorite products directly from members who use them with our Member's Choice Awards. Also learn insightful shared wisdom from other dentists with Member Pearls. All in an exciting, rapid fire format during lunches in the exhibit hall.
- **We expanded Wednesday's education to include practice transition courses.** If you're looking to buy, expand or sell a practice, you'll want to arrive in Orlando in time for these sessions. You'll also be able to schedule a free consultation during the conference.
- **We added a Marketing Panel Course** to include four dental marketing experts. Moderated by AACD Chief Marketing Officer, Michael DiFrisco, CAE. Come learn about options for social, web and overall practice promotion and compare the competition head-to-head.

PLUS, FOR YOUR CONVENIENCE:

- **Location, location, location.** They don't call it the Sunshine State for nothing. Expect it to be sunny and warm during the month of April. And as a bonus this year, all education, meals, and social events are under one roof.
- **Your Friday night is free!** Orlando is a great destination with lots of exciting restaurants and attractions. We've given you a free evening in order to enjoy the nightlife with your fellow dental professionals. Don't stay out too late, you won't want to miss Saturday's outstanding education!



The Rosen Shingle Creek is located close to many of the favorite Orlando attractions that bring millions of visitors to Florida every year. Besides the fantastic amenities at the hotel, three outdoor pools, tennis courts, spa, sand volleyball, and golfing to name a few, visitors can adventure off property to the theme parks located less than 10 miles away.

Attractions include:

- Walt Disney World® Theme Parks
- Aquatica®
- Universal Studios Florida, Universal Attraction Ticket Desk located at the Rosen Shingle Creek, 407.996.8596.
- The Florida Mall
- The Mall at Millenia
- Check out www.visitorlando.com for more information



HOTEL INFORMATION

All events will take place under one roof this year, at Rosen Shingle Creek, Orlando!

HOST HOTEL

Rosen Shingle Creek

9939 Universal Blvd.

Orlando, FL 32819

407.996.9939

AACD Housing Block Deadline: Monday, March 30 at 5:00 pm CDT. Group room rate available Sunday, April 19-Monday, April 27, 2020 based on availability.

To view rates and book your room

[CLICK HERE](#)

AIRLINE TRAVEL

Attendees are encouraged to fly in and out of Orlando International Airport (MCO). The AACD's official travel provider, Destinations Travel Center (DTC), is dedicated to meeting your needs and your budget. We've had an 11-year partnership with DTC because of their extremely high quality, personalized service—the service you deserve.

DTC and the AACD have negotiated discounts for convention air programs.

For more information, contact DTC at 800.551.1314

WHAT TO PACK

Standard attire for attendees is business casual, but that doesn't stop some attendees from wearing ascots and looking fabulous. No matter how you decide to dress, think about layers. Meeting rooms can sometimes be cool, so we recommend bringing a sweater or light jacket.

Hopefully you'll also spend some time outside at the hotel and in Orlando. Thankfully, Orlando's climate is more predictable than convention center HVAC, boasting an average daily temperature of 71 degrees Fahrenheit and 300 days of sun a year. In April, you can anticipate highs around 68 degrees Fahrenheit (20 degrees Celsius) and lows around 55 degrees Fahrenheit (13 degrees Celsius).

When attending the Welcome Reception, consider bringing a light jacket as the reception will be held outside.

And don't miss AACD 2020 Orlando's final event, the Celebration of Excellence. It's our community's opportunity to recognize and appreciate the accomplishments of some outstanding individuals, including the newly Accredited Members, Accredited Fellows and Evy award recipients. Our theme for this event is "HAVANA NIGHTS" and attire for this formal event is black-tie optional for the men, cocktail to formal for the women.

SPECIAL NEEDS

AACD will do its best to meet all your needs while at the annual scientific session. During the registration process you will be asked to provide us with any special assistance or dietary needs while in Orlando. If you have any questions, please email meetings@aacd.com.

V!RTUAL AACD CAMPUS MEMBERS | LEARN ANYTIME ANYWHERE

Continuing dental education that's easily-digestible and accessible to fit your busy schedule...and your preferred device.



Partake whenever and wherever it's convenient for you.
Just come hungry to learn.

Recently added to the AACD Virtual Campus:

- Copy-Paste Dentistry and the Power of Overlapping | Dr. Christian Coachman
- Dentists at Dinner Talking Dentistry | Episode 1
- Guided Vs Freehand Implants | Mark Whitefield, DDS, AAACD; Nathaniel Hill, DDS
- Ten Common Occlusion Traps | Dr. Nada Albatish
- Technology in the Dental Practice | Dr. Robert L. Rioseco

**Visit www.AACD.com/virtualcampus
and start e-Learning today!**



NOW TRENDING

THE AACD 2020 EXHIBIT HALL

You need goods and services to run your business and don't have time to do the leg work, so we're bringing the best companies in the industry to you and giving you opportunities to do more than window shop. At AACD 2020 Orlando, the exhibit hall is the place to be!

NEW FOR 2020

iEXPERT EXPERIENCE:

Select vendors will be holding mini, iExpert hands-on learning opportunities by key opinion leaders in special areas adjacent to their exhibit hall booths. Listen and learn in a relaxed setting. Come iExperience it for yourself!



MEMBER'S CHOICE AWARDS:

AACD wants to share our member's favorite dental products and services. Do you have items that you just can't live without? Maybe it's a piece of photography equipment, or a composite material, or a digital solution. Visit the expo hall floor stage to hear and see what products are the latest dentistry stars!



PRIZES:

Join us in the Exhibit Hall and bring your business cards. Select exhibitors will be giving away top products throughout the day and you don't want to miss out on that. You MUST be present to win.



SPLASH ZONE 2.0:

Featuring digital dental tech to enhance your practice. Representatives from the latest technology masters will be on hand to get your hands on their oral scanners, 3D equipment, and digital systems. Explore all things digital in one place!



“The **GBAS** program
has given me a
new outlook on life,
and a reason to
move forward
in life.”



GIVE BACK A SMILE™
AACD CHARITABLE FOUNDATION INC.

RESTORE A smile, RESTORE A life.

After 20 years of restoring the smiles and lives for more than 1,800 survivors of domestic and sexual violence, Give Back a Smile has released a completely transformed brand identity. We believe the new look better aligns with who we are and the life-changing services we provide.

To get involved with Give Back a Smile,
email givebackasmile@aacd.com or call 800.543.9220

AACD | COMMUNITY

You're not alone on your journey, and your AACD community is an invaluable resource. Tap into it by attending these AACD 2020 Orlando social events.

WELCOME RECEPTION

WEDNESDAY

APRIL 22 | 7:00 PM – 9:30 PM

Don't miss the AACD Orlando 2020 Welcome Reception! Admission is included in your tuition. This year's event will take place right at the hotel on the Terrace. Reconnect with long-time friends, expand your network, and enjoy great food, exciting activities, and dance the night away.

Sponsored by



Additional tickets for
guests of attendees are
\$125 USD/person



EXHIBIT HALL SOCIALS

THURSDAY

APRIL 23 | 5:00 PM - 7:00 PM

FRIDAY

APRIL 24 | 5:00 PM - 7:00 PM

After a day of education, gather with exhibitors, friends, and colleagues to network in the Exhibit Hall. Learn from exhibitors about the newest technologies and materials, discuss with colleagues the courses you attended during the day, and enjoy complimentary appetizers.

**Bring your drink tickets.
It's a perfect combination!**





GIVE BACK A SMILE™

GIVE BACK A SMILE FUNDRAISING EVENTS

Participating in these events supports the efforts of the AACD Charitable Foundation. You can further help survivors of domestic violence by sponsoring an AACD Charitable Foundation event at AACD 2020. Proceeds benefit the Give Back a Smile program.

Give Back a Smile Fundraiser

Join us at **Topgolf** on
THURSDAY

APRIL 23
7:30 PM - 10:30 PM

Rub shoulders with 200 of the Foundation's top supporters and AACD leaders. Enjoy unlimited golf while networking.

A golf experience like no other, for everyone, for a good cause! This year's Give Back a Smile event is at Topgolf, Orlando. Attendees will enjoy unlimited golf play in high-tech, climate-controlled hitting bays, a space to socialize and network, cash bar and heavy appetizers including:

- Chicken Piccata
- Mini Meatball
- Baked Tortellini
- Roasted Red Potatoes
- Ratatouille Veggies
- Charred Romaine & Baby Kale Caesar Salad
- Chocolate Chip Cookie Bites
- Fountain Soda, Iced Tea, Coffee & Water

Come out to the Give Back a Smile event to celebrate the program's accomplishments and ensure it can continue its mission to rebuild the smiles and lives of adults who've suffered dental injuries from domestic and sexual violence. The party will include food, games, and other GBAS supporters who really know how to have a good time for a great cause.



FRIDAY
APRIL 24

STEPS FOR SMILES FUNDRAISING EVENT

Attending The 36th Annual AACD Scientific Session is a great way to get in your daily steps, so why not participate in the AACD Charitable Foundation's Steps for Smiles! Participants will track their steps on Friday and **the person with the most steps wins!** All proceeds benefit survivors of domestic violence through the Give Back a Smile program and participants will receive an official Steps for Smiles t-shirt.

Registration fee:
\$40 USD/person

**THURSDAY
FRIDAY**
APRIL 23 - 24

SILENT AUCTION & WINE PULL

THURSDAY
April 23 | 10:30 am – 7:00 pm
in the Exhibit Hall

FRIDAY
April 24 | 10:30 am 7:00 pm
(Final bid) in the Exhibit Hall

**ITEM PICK-UP
SATURDAY**
April 25 | 8:00 am – 1:00 pm
outside of Gatlin Ballroom

**Wine pull available
during auction hours
while supplies last**

The background is a vibrant tropical scene. It features large, dark green palm fronds at the top and bottom. Interspersed among the leaves are clusters of bright pink and orange flowers, possibly plumbago or similar. The overall color palette is warm, with a gradient from deep purple and blue at the top to bright yellow and orange in the center, and green at the bottom. A thin, light-colored rectangular border frames the central text area.

2020

HAVANA NIGHTS

Celebration of Excellence

SATURDAY

APRIL 25 | 6:00 PM - 11:00 PM

Be ready to salsa the night away!





Celebration of Excellence

The culminating social event of every AACD scientific session, the Celebration of Excellence, is more than a night of fine dining and dancing—it's our community's opportunity to recognize and appreciate the accomplishments of outstanding individuals, including the newly Accredited Members, the Accredited Fellows, and the Evy award recipients. If you really want to be among the best of the best, the Celebration of Excellence is where you need to be.

The Celebration of Excellence is a formal event inspired by Havana Nights, black-tie optional for men and for the women, cocktail attire to formal wear.

Ticket price: \$150 USD/person



CE INFORMATION

YOUR ROLE ON THE DENTAL TEAM

You will find indicators for recommended courses for the following:

- ACCREDITATION • DENTISTS • LABORATORY TECHNICIANS • TEAM MEMBERS • SPOUSE/GUESTS

At the bottom of each course synopsis, you'll find colored boxes indicating recommendations according to each professional's role on the dental team. Please understand these are suggestions only. It does not mean these are the only courses available to you.

SKILL LEVEL

Use the skill level category to assist in selecting the courses that best suit your skill level & professional goals.

FOUNDATIONAL

You know dentistry and are looking to expand your understanding of cosmetic dentistry. You want to know the ins and outs, basic concepts and essential building blocks of cosmetic dentistry.

INTERMEDIATE

You possess strong foundational knowledge and are looking to expand and fine-tune your skills in cosmetic dentistry. You want to achieve an advanced skill level in cosmetic dentistry.

ADVANCED

You are extremely knowledgeable in cosmetic dentistry. This is your passion and you need to keep up-to-date with all the latest trends and techniques. You want to stay at the top of your game.

CLINICAL OR NON CLINICAL NATURE

The AACD offers well-rounded education for you and your team to succeed professionally and personally. Take advantage of this perfect educational mix and balance of clinical and non-clinical courses using this category listing.

CONTINUING EDUCATION CREDITS

Scientific session attendees are eligible to earn certified continuing education credits for their participation in **The 36th Annual AACD Scientific Session**. The AACD is a recognized credit provider for the Academy of General Dentistry, American Dental Association, and National Association of Dental Laboratories.

ADA CERP is a service of the American Dental Association to assist dental professionals in identifying quality providers of continuing dental education. ADA CERP does not approve or endorse individual courses or instructors, nor does it imply acceptance of credit hours by boards of dentistry.

The AACD designates this activity for 22 continuing education credits.

ACCREDITATION JOURNEY

The AACD maintains dentistry's most recognized advanced credentialing programs in cosmetic dentistry. Find both required and recommended courses using this category listing. These courses will help you on your Accreditation and Fellowship journeys.

ACCREDITATION COURSE DISCLAIMER

The American Board of Cosmetic Dentistry® does not endorse any particular clinical technique or style, nor does it endorse particular products or materials. It is acknowledged that Accreditation success is not dependent on the technique or the materials used, but on the excellence of the final result.



maintains dentistry's most recognized advanced credentialing programs in cosmetic dentistry.

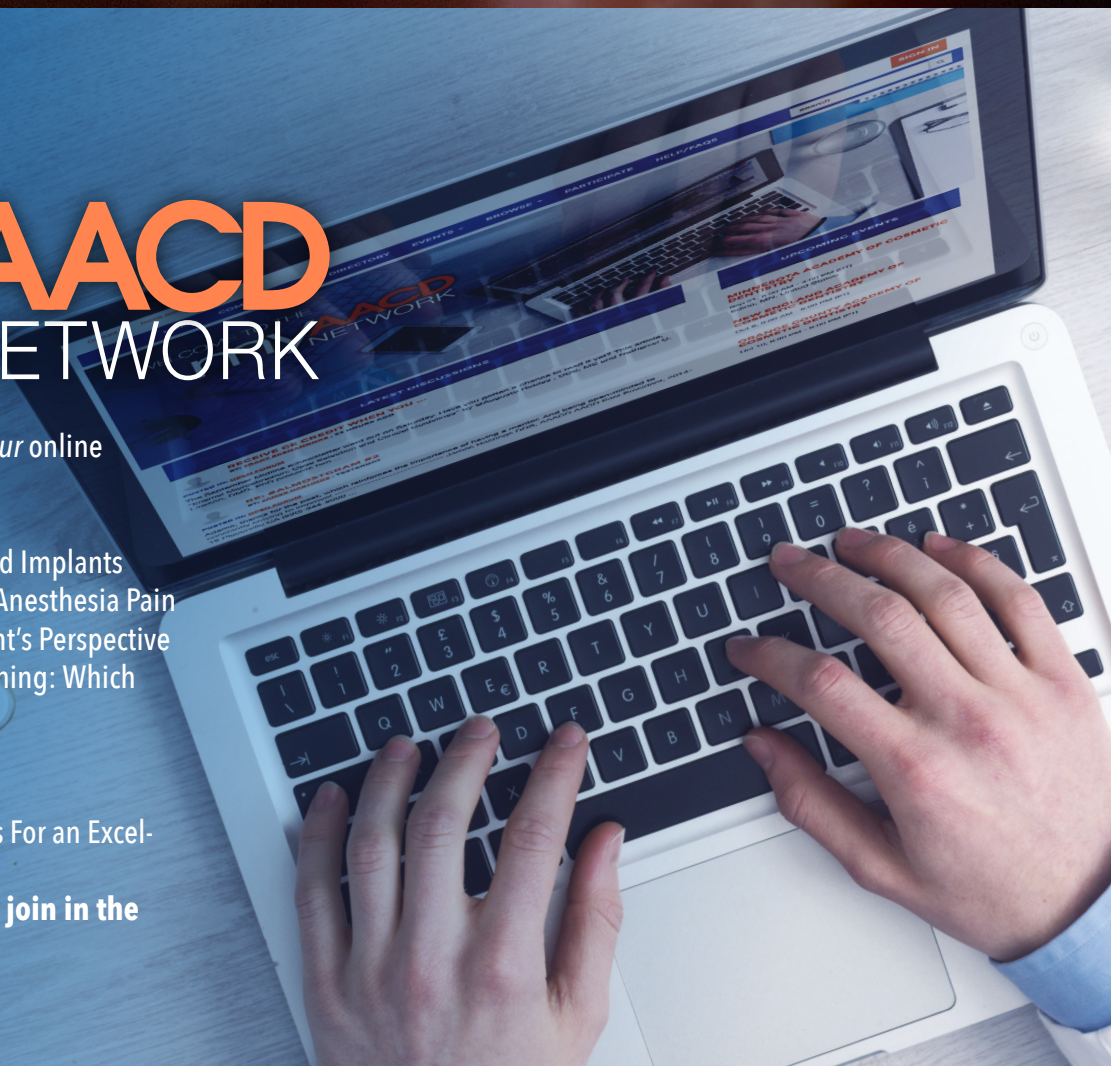


WELCOME TO **myAACD** NETWORK

Here are just a few of the topics on *your* online community, MyAACD:

- Laboratory Communications
- NEW Video: Guided Vs Freehand Implants
- Techniques for Reducing Local Anesthesia Pain
- AACD Residency from a Resident's Perspective
- Recommended In-Office Whitening: Which brand for best results
- Examiner Case of the Month
- All-Ceramic Bonding Protocol
- Laboratory Communication Tips For an Excellent Result

Visit www.AACD.com/myaacd and join in the conversation!





SHARING THE VISION
SHAPING THE FUTURE

TUESDAY | APRIL 21

4:00 pm – 6:00 pm Registration Opens

WEDNESDAY | APRIL 22

MORNING

- 7:00 am – 6:00 pm Registration Open
- 7:30 am – 12:00 pm **AACD Golf Outing -Ticketed Event**
Shingle Creek Golf Course
7:30 am Check in & continental
breakfast 8:00 am shotgun start
- 8:00 am – 12:00 pm **Advanced Accreditation Workshop**
- 8:30 am – 11:30 am **Accreditation Workshop**

AFTERNOON

- 11:45 am – 1:15 pm **New Member/First Time Attendee Luncheon with Dr. Newton Fahl, Jr.**
- Invite Only -Sponsored by Tokuyama
- 12:00 pm – 1:15 pm **Accredited Members Only Luncheon**
- Invite Only
- 1:30 pm – 4:30 pm **Advanced Education for Accredited Members Only**
- 1:00 pm – 4:00 pm **Practice Transitions**
-Sponsored by Cain, Watters & Associates
& National Dental Placements
- 1:00 pm – 4:00 pm **Next Generation Prosthesis**
- 1:00 pm – 4:00 pm **32 Marketing Tips for Your Cosmetic Dentistry**
- 1:30 pm – 4:00 pm **Criteria Workshop**

EVENING

- 5:00 pm – 6:30 pm **Opening General Session**
- Kindra Hall -Sponsored by Lighthouse
- 6:30 pm – 7:15 pm **New Member/First Time Attendee Reception - Invite Only**
-Sponsored by DoctorLogic
- 7:00 pm – 9:30 pm **Welcome Reception**
-Sponsored by Infinity Dental Web

THURSDAY | APRIL 23

BREAKFAST
7:30 am – 9:00 am

MORNING

- 7:00 am – 6:00 pm Registration Open
- 9:00 am – 12:00 pm Educational Sessions
- 10:30 am – 7:00 pm Exhibit Hall Open

AFTERNOON

- 12:00 pm – 2:00 pm Attendee Lunch
- 2:00 pm – 5:00 pm Educational Sessions

EVENING

- 5:00 pm – 7:00 pm Exhibit Hall Social
- 7:30 pm – 10:30 pm **Give Back A Smile Fundraiser Topgolf - Ticketed event**
- 9295 Universal Blvd



Give Back A Smile Fundraiser
Topgolf
THURSDAY
7:30 PM – 10:30 PM



Give Back A Smile Fundraiser
Wine Pull & Silent Auction
THURSDAY | FRIDAY
10:30 AM – 7:00 PM



WELCOME RECEPTION
7:00 PM – 9:30 PM
Gatlin Terrace
Sponsored by
Infinity Dental Web

SCHEDULE AT A GLANCE

FRIDAY | APRIL 24

BREAKFAST
7:00 am – 8:45 am

MORNING

7:00 am – 6:00 pm Registration Open
7:45 am – 8:45 am General Session
- Dave Weber
9:00 am – 12:00 pm Educational Sessions
9:00 am – 1:00 pm Accreditation Written Exam
10:30 am – 7:00 pm Exhibit Hall Open

AFTERNOON

12:00 pm – 2:00 pm Attendee Lunch
2:00 pm – 5:00 pm Educational Sessions

EVENING

5:00 pm – 7:00 pm Exhibit Hall Social

SATURDAY | APRIL 25

BREAKFAST
6:30 am – 8:30 am

MORNING

7:00 am – 2:00 pm Registration Open
7:00 am – 8:45 am Annual Members Meeting
7:00 am – 8:45 am Student Day Breakfast & Meeting
9:00 am – 12:00 pm Educational Sessions
9:00 am – 2:00 pm Silent Auction Item Pickup

AFTERNOON

12:00 pm – 1:15 pm Attendee Lunch
1:15 pm – 4:15 pm Educational Sessions

EVENING

6:00 pm - 11:00 pm Havana Nights Celebration of Excellence - Ticketed event



**Give Back A Smile Fundraiser
Wine Pull & Silent Auction
THURSDAY | FRIDAY
10:30 AM – 7:00 PM**





Take the direct route to reach your financial goals. 🗺️

Access tools and resources to guide your journey.

You do not have to navigate the hazards of life's highway alone. From practice comparison reports and case studies, to easy-to-digest videos and podcasts—our tools will help you navigate debt, savings and practice transitions to put you on the quickest route to reach your financial goals. We've helped dentists across the nation for over 30 years plan for their future. Our team is here to develop your road map to success.

Access tools for your success at:
cainwatters.com/resources



Cain Watters and Associates LLC is an Investment Advisor registered with the Securities and Exchange Commission. Information provided does not take into account individual financial circumstances and should not be considered investment advice. Request Form ADV Part 2A for a complete description of Cain Watters financial planning and investment advisory services.

 **CWA**
CAIN WATTERS & ASSOCIATES

WEDNESDAY | APRIL 22

8:00 am – 12:00 pm	Advanced Accreditation Workshop	Adamo E. Notarantonio, DDS, FAACD	AAW100
8:30 am – 11:30 am	Accreditation Workshop	Bradley J. Olson, DDS, FAACD	AW101
11:45 am – 1:15 pm	New Member/First Time Attendee Luncheon and Lecture	Newton Fahl, Jr., DDS, MS	L102
12:00 pm – 1:15 pm	Accredited Members Only Luncheon		A104
1:00 pm – 4:00 pm	32 Marketing Tips for Your Cosmetic Dentistry	Brad Newman	L100
1:00 pm – 4:00 pm	Next Generation Prosthesis: Ultimate Aesthetic	Yuki Momma, RDT	L101
1:00 pm – 4:00 pm	Understanding the Value of the Cosmetic Practice	Charles Loretto & Christy Ratcliff, CPA, CVA	L160
1:30 pm – 4:30 pm	Advanced Education for Accredited Members	Tony Rotondo, BDS	A102
1:30 pm – 4:00 pm	Criteria Workshop	Scott Finlay, DDS, FAGD, FAACD	AW103
5:00 pm – 6:30 pm	Opening General Session with Kindra Hall	Kindra Hall	L150
6:30 pm – 7:15 pm	New Member / First Time Attendee Reception		
7:00 pm – 9:30 pm	Welcome Reception Twinkle, Twinkle, Dental Stars - Gatlin Terrace		



ACCREDITATION INVITE ONLY

**Advanced Education for Accredited Members: Adventures
in Composite Resins by Tony Rotondo, BDS**

Course A102


Lecture Time 1:30 pm – 4:30 pm CE Units: 3.0L



Twinkle, Twinkle
Dental Stars
LET'S LIGHT UP THE NIGHT

WELCOME RECEPTION APRIL 22 | 7:00 PM – 9:30 PM

Don't miss the AACD 2020 Welcome Reception—your ticket is included in your tuition. This year's event will take place right at the hotel on the Terrace. Reconnect with long-time friends, expand your network and enjoy great food, exciting activities and dance the night away.

Sponsored by  Infinity Dental Web

Additional tickets for guests of attendees are
\$125 USD/person.

ACCREDITATION



Advanced Accreditation Workshop

Adamo E. Notarantonio,
DDS, FAACD

The Advanced Accreditation Workshop provides an in-depth analysis of how Accreditation cases are evaluated and is a great opportunity for participants to have their own cases reliably critiqued. Participants are encouraged to have taken the two required workshops in the credentialing process prior to attending this advanced course, and to bring their cases to be critiqued.

EDUCATIONAL OBJECTIVES

1. Understand how cases for Accreditation are examined based on specific criteria
2. Discern fine details when examining cosmetic dentistry
3. Determine if cases meet Accreditation criteria

Disclaimer: The American Board of Cosmetic Dentistry® does not endorse any particular clinical technique or style, nor does it endorse particular products or materials. It is acknowledged that Accreditation success is not dependent on the technique or the materials used, but on the excellence of the final result.



Course – AAW100
Workshop Time
8:00 am – 12:00 pm
CE Units: 4.0L

All Attendees
Advanced
Clinical
Recommended for Accreditation

ACCREDITATION



Accreditation Workshop

Bradley J. Olson,
DDS, FAACD

This course is the first of the two required workshops in the Accreditation process. It provides a detailed overview of the Accreditation program and the resources available to help you on your journey. Dr. Olson will explain what excellence in cosmetic dentistry is all about, and attendees will become familiar with the AACD's Accreditation process.

EDUCATIONAL OBJECTIVES

1. Identify the requirements for AACD Accreditation
2. Discuss examples of Accreditation cases
3. Understand why a credential in cosmetic dentistry is desirable

Disclaimer: The American Board of Cosmetic Dentistry® does not endorse any particular clinical technique or style, nor does it endorse particular products or materials. It is acknowledged that Accreditation success is not dependent on the technique or the materials used, but on the excellence of the final result.



Course – AW101
Workshop Time
8:30 am – 11:30 am
CE Units: 3.0L


All Attendees
Foundational
Clinical
Required for Accreditation

NEW MEMBERS
INVITE ONLY**The Role of Composite Resins in Cosmetic Dentistry****Newton Fahl, Jr.,
DDS, MS****New Member/First Time Attendee Lecture and Lunch**

In a digital-oriented era, composite resins still make up a great percentage of esthetic dental work. Through state-of-the-art technology, composite resins provide unmatched esthetics associated with minimal invasiveness and long-term results. In this lecture, Dr. Fahl will share the benefits of using composite resins to enhance our patients' smiles.

EDUCATIONAL OBJECTIVES

1. Introduce the role of composite resins
2. Set the foundation for ethically oriented esthetics
3. Introduce the principles that guide material selection
4. Present layering strategies
5. Inspire the audience to be dental artists

Sponsored by:  Tokuyama**Course – L102****Event starts at 11:45 am****Lecture Time
12:15 pm – 1:15 pm****CE Units: 1.0L**

MARKETING

**32 Marketing Tips for Your Cosmetic Dentistry****Brad Newman**

This interactive presentation will educate dental practices on the most effective ways to market themselves online using a variety of platforms. We will explore platforms such as Facebook, Instagram, Twitter, LinkedIn, YouTube, and more. Leveraging the power of video content, along with optimization and filming ideas will be a focus.

EDUCATIONAL OBJECTIVES

1. Understand how to create content that is fresh, likeable and targeted for the right audience
2. Understand how to create a more dynamic and unique website presence, while improving conversion through design, interactive chat features and more
3. Participants will understand how to film engaging content with a mobile phone that builds your dental office brand and helps with new patient conversion
4. Understand what platforms are worth using on marketing campaigns
5. Understand how to improve local SEO (Search Engine Optimization) for your dental practice

**Course – L100****Lecture Time
1:00 pm – 4:00 pm****CE Units: 3.0L**

CLINICAL



Next Generation Prosthesis: Ultimate Aesthetic - How to Create a 3D Crown

Yuki Momma,
RDT

With newly developed, high-translucent zirconia materials, the aesthetic of crowns reaches to the next level. This course explores 3D layering techniques using the full contour coping with facial cutback.

EDUCATIONAL OBJECTIVES

1. Upon completion, participants will be able to capture the elements dimensionally from a photo
2. Upon completion, participants will be able to utilize the translucent layer for better depth
3. Upon completion, participants will be able to demonstrate the internal element with 3D layering

Product provided by: **JENSEN**
DENTAL



Course – L101

Workshop Time
1:00 pm – 4:00 pm

CE Units: 3.0L

All Attendees
Intermediate
Clinical

PRACTICE MANAGEMENT



Understanding the Value of The Cosmetic Practice: The emotional, financial, and opportunistic value and how to realize all three in transition

Charles Loretto



Christy Ratcliff,
CPA, CVA

If you've contemplated either the purchase or sale to a private owner or DSO/Private Equity Group, there are considerations you need to analyze to ensure you come out on top. This session will cover timing, tax strategies and partnerships involved—offering owners the insight and direction to position themselves for success.

EDUCATIONAL OBJECTIVES

1. Evaluate how private equity or a DSO value an EBITDA
2. Learn the step-by-step process that produces successful, equitable partnerships in private practice
3. Evaluate if the associate can afford to buy-out the private practice
4. Understand why specialty practices are valued completely differently
5. Recognize the income impact of bringing in a partner

Sponsored by: **CWA**
CAIN WATERS & ASSOCIATES



Course – L160

Lecture Time
1:00 pm – 4:00 pm

CE Units: 3.0L

Dentist

Intermediate
Non-Clinical

ACCREDITATION
INVITE ONLY

ACCREDITATION



Advanced Education for Accredited Members: Adventures in Composite Resins

Tony Rotondo,
BDS



This lecture will address the application of composite resin materials in prosthodontic practice. Initially, it will explore techniques for the management of larger cases in composite resin, then different applications of composite resin in a restorative practice where more complex applications of this material are required and finally, an exploration of the ways in which this material can fail and how to avoid this outcome.

EDUCATIONAL OBJECTIVES

1. Learn techniques for applying composite resin to complex aesthetic deficiencies, lost tooth form and even entire occlusions
2. Understand appropriate applications of composite resin in complex restorative cases
3. Explore the limitations of composite resin with specific reference to their usefulness and longevity in managing very complex cases
4. Learn strategies for maximizing the prognosis of these materials in these challenging applications



Criteria Workshop

Scott Finlay,
DDS, FAGD, FAACD

This course will begin with a display of successful and unsuccessful cases, and then Dr. Finlay will evaluate each case following the criteria Accreditation examiners use when examining clinical cases. The attendees will learn the process for analyzing cases which will help them prepare to submit their clinical cases for Accreditation. This is one of the required workshops in the AACD Accreditation program.

EDUCATIONAL OBJECTIVES

1. Recognize the criteria used in Accreditation examinations
2. Analyze differences between clinical cases that satisfy or fall short of the criteria
3. Understand the relationship between Accreditation criteria and excellence in cosmetic dentistry

Disclaimer: The American Board of Cosmetic Dentistry® does not endorse any particular clinical technique or style, nor does it endorse particular products or materials. It is acknowledged that Accreditation success is not dependent on the technique or the materials used, but on the excellence of the final result.



Course A102

Lecture Time
1:30 pm – 4:30 pm

CE Units: 3.0L

Dentist
Advanced
Clinical



Course – AW103

Workshop Time
1:30 pm – 4:00 pm

CE Units: 2.5L

All Attendees
Foundational
Clinical
Required for Accreditation

GENERAL SESSION

Kindra Hall

Champion
Storyteller,
Columnist,
Author



WEDNESDAY
5:00 PM – 6:30 PM

The Irresistible Power of Strategic Storytelling

The shift from a transactional economy to a connected one has people scrambling. Businesses, brands, and leaders at all levels are desperately trying to capture attention and resonate with consumers who expect more.

Is there a secret weapon? A silver bullet to humanize and connect?

Yes. The answer is strategic storytelling. Whether you're looking to reach more consumers, or bring your team closer together, Kindra Hall, award-winning columnist, author, and national champion storyteller (yes, they have those), delivers a presentation that will inspire teams and individuals to better communicate the value of their business and their individuality through strategic storytelling.

Sponsored by: **Lighthouse**



Course – L150
Opening Session Time
5:00 pm – 6:30 pm
CE Units: 1.0L

All Attendees
Foundational
Non-Clinical

Twinkle, Twinkle Dental Stars

LET'S LIGHT UP THE NIGHT

WELCOME RECEPTION

7:00 PM – 9:30 PM

Don't miss the AACD 2020 Orlando Welcome Reception! Admission is included in your tuition. This year's event will take place right at the hotel on the Terrace. Reconnect with long-time friends, expand your network, enjoy great food and exciting activities, and dance the night away.

Sponsored by



Additional tickets for
guests of attendees are
\$125 USD/person

“The AACD is constantly evolving as is our profession and luckily there is tremendous loyalty and willingness of our senior leadership to invest their time and passion to ensure that our annual event is a flagship global conference that dental industry leaders seek to be involved with - over the span of many years. At the same time, we are constantly looking out for the stars of tomorrow and bringing in new people with fresh ideas. As our membership has become more international, our ability to attract the world’s best educators and dental practitioners has broadened way beyond the A in AACD.”

– Sandra Hulac, DDS, FAACD
Chair, Professional Education Committee





THURSDAY | APRIL 23

9:00 am – 5:00 pm	Accreditation Case Type V Workshop	Brian P. LeSage, DDS, FAACD & Frank Milnar, DDS, AAACD	AW200/AWL200
9:00 am – 9:50 am	Accreditation Super Session: Lecture Case Type I	Michael R. Sesemann, DDS, FAACD	A201
10:00 am – 10:50 am	Accreditation Super Session: Lecture Case Type II	Nelson Rego, CDT, AAACD	A201
11:00 am – 11:50 am	Accreditation Super Session: Lecture Case Type III	Elizabeth Bakeman, DDS, FAACD	A201
9:00 am – 9:40 am	Instafamous: Minimally Invasive Preparation for Ceramic Veneer	Maxim Belograd, DDS	L200
9:45 am – 10:25 am	Instafamous: Thinking Outside the Box	Courtney Lavigne, DMD, FAGD, AAACD	L200
10:30 am – 11:10 am	Instafamous: A Bit About Temperature	Miguel A. Ortiz, DMD	L200
11:15 am – 11:55 am	Instafamous: Dental Implant Management	Eduardo De Aguiar, DDS	L200
9:00 am – 12:00 pm	If It's Been Done, It's Probably Possible, Part I	Sandy Roth	L207
9:00 am – 12:00 pm	Dental Photography, Shoot Like a Pro	Miladinov Milos, CDT	L208
9:00 am – 12:00 pm	Class IV Restoration Two Ways	Newton Fahl, Jr., DDS, MS	W250/WL250
9:00 am – 12:00 pm	Mastering the Art of Peg Laterals	Tony Rotondo, BDS	W252/WL252
9:00 am – 12:00 pm	Masking Out the Dark Tooth with Direct Resin	Dennis Hartlieb, DDS, AAACD	W253/WL253
9:00 am – 12:00 pm	Anatomical Landmarking for Predictable Botulinum Toxin Results	Jan M. Roberts, DMD and Warren Roberts, DMD	W254
9:00 am – 12:00 pm	Achieving Excellence with Anterior Composites	David Chan, DMD, AAACD	W255/WL255
9:00 am – 12:00 pm	Cosmetic Tooth Alignment	Brooks Haney, DDS	W256/WL256
9:00 am – 12:00 pm	Porcelain Veneers Using Modern Techniques	John F. Weston, DDS, FAACD	W257/WL257
9:00 am – 12:00 pm	Stratification Techniques in Mastering Class IV Restorations	Scott Finlay, DDS, FAGD, FAACD	W258/WL258
10:30 am – 7:00 pm	Exhibit Hall Open		
10:30 am – 7:00 pm	Give Back a Smile Fundraiser – Silent Auction and Wine Pull		
12:00 pm – 2:00 pm	Lunch		
2:00 pm – 2:50 pm	Accreditation Super Session: Lecture Case Type IV	Amanda Seay, DDS, AAACD	A201
3:00 pm – 3:50 pm	Accreditation Super Session: Lecture Case Type V	Corky Willhite, DDS, FAACD	A201
2:00 pm – 5:00 pm	Photography Hands-On Workshop for Accreditation Documentation	Brett Magnuson, DMD, AAACD	AW201
2:00 pm – 5:00 pm	Full Digital Workflow	Miladinov Milos, CDT	L251
2:00 pm – 5:00 pm	Using Implants to Restore Teeth Lost to Trauma	David Little, DDS and Nancy Lashley Sullivan	L253
2:00 pm – 5:00 pm	If It's Been Done, It's Probably Possible, Part II	Sandy Roth	L254
2:00 pm – 5:00 pm	Class IV Restorations Two Way	Newton Fahl, Jr., DDS, MS	W260/WL260
2:00 pm – 5:00 pm	CAD CAM Chairside Materials	Miguel A. Ortiz, DMD	W261/WL261
2:00 pm – 5:00 pm	Restorative Design for Diastema Closure	Tony Rotondo, BDS	W262/WL262
2:00 pm – 5:00 pm	Masking Out the Dark Tooth with Direct Resin	Dennis Hartlieb, DDS, AAACD	W263/WL263
2:00 pm – 5:00 pm	Transforming Your Practice Through Digital Work Flow	Ralph Georg	W264/WL264
2:00 pm – 5:00 pm	Layer or Not Layer Your Anterior Composites?	Marcos A. Vargas, DDS	W265/WL265
2:00 pm – 5:00 pm	Anatomical Landmarking for Predictable Botulinum Toxin Results	Jan M. Roberts, DMD and Warren Roberts, DMD	W266
2:00 pm – 5:00 pm	Synergy of the Clinician and Technician in the Digital World	Nelson Rego, CDT, AAACD	W267/WL267
5:00 pm – 7:00 pm	Exhibit Hall Networking Social		
7:30 pm – 10:30 pm	Give Back a Smile Fundraiser – Topgolf		

Take your **clinical skills & confidence** to the next level by attending the **Accreditation Super Session. AACD's top Accredited and Accredited Fellow Members will deliver 50-minute lectures covering each of the Accreditation case types.**

ACCREDITATION

Accreditation Super Session:
Lecture Case Type I



Michael R. Sesemann,
DDS, FAACD

Accreditation Case Type I is weighted heavily with the Accreditation criteria because of the smile design elements involved. In this portion of the lecture series, Dr. Sesemann will focus on smile design elements that are significant in the Accreditation process. Attendees will learn the imperative progression of clinical and technical procedures that allow for a predictable result.

EDUCATIONAL OBJECTIVES

1. Learn how to identify and incorporate specific smile design principles into the diagnostic and treatment phases of the smile design case
2. Determine which smile design principles are critical for optimal restorative outcomes
3. Evaluate clinical outcomes using the Accreditation Criteria
4. Recall communication techniques that succinctly convey information between the dental office and the dental laboratory for accurate case completion
5. Identify clinical cases that can be successful in the Accreditation process and those which cannot



Course A201

Lecture Time
9:00 am – 9:50 am

CE Units: 1.0L

All Attendees

Foundational

Clinical

Recommended
for Accreditation

ACCREDITATION

Accreditation Super Session:
Lecture Case Type II



Nelson Rego,
CDT, AAACD

Matching indirect restorations with natural dentition is one of the most challenging tasks a dentist and technician can face. This task is further complicated by the fact that most technicians do not get to see the patient and must rely on photographic communication. This course will address how to best use digital photography to communicate shades to the technician, and Mr. Rego will present several different approaches to shade communication.

EDUCATIONAL OBJECTIVES

1. Use digital photography to communicate shades to the technician
2. Learn three different approaches to shade communication including eLAB digital shade analysis
3. Understanding Case Type II criteria and case selection



Course A201

Lecture Time
10:00 am – 10:50 am

CE Units: 1.0L

All Attendees

Intermediate

Clinical

Recommended
for Accreditation



HANDS ON
W
AW



LECTURE
A
L



VIDEO
Available for
Later Viewing

ACCREDITATION

Accreditation Super Session: Lecture Case Type III



Elizabeth Bakeman,
DDS, FAACD

Replacing a missing tooth in the esthetic zone presents multiple challenges. Seamlessly replacing a missing tooth in the esthetic zone is an even greater challenge. Creating an ideal result typically starts with optimizing soft tissue contours. By learning to manage the periodontal/restorative interface, dentists and technicians can better predict and control outcomes. This course will forever change the way you approach replacing missing teeth in the esthetic zone.

EDUCATIONAL OBJECTIVES

1. Understand the importance of properly evaluating and managing tissue architecture when replacing a missing tooth in the esthetic zone
2. Learn why achieving ideal results is closely dependent on proper case selection
3. Learn the pros and cons of tooth replacement with an implant vs. a bridge
4. Understand when and how to manage symmetry with restorative enhancement
5. Identify clinical cases that can be successful in the Accreditation process and those which cannot



Course A201

Lecture Time
11:00 am – 11:50 am

CE Units: 1.0L

All Attendees

Intermediate

Clinical

**Recommended
for Accreditation**

ACCREDITATION

Accreditation Super Session: Lecture Case Type IV



Amanda Seay,
DDS, AAACD

A practical discussion of color fundamentals will be presented, and participants will learn when to use different composite systems. Additional topics of discussion will include shade selection, material placement and finishing, polishing techniques. Participants will learn a systematic technique to achieve proper contour, form, texture and achieve a beautiful result.

EDUCATIONAL OBJECTIVES

1. Present a simple approach to using hue, chroma, opacity, translucency and value when matching a composite restoration to the natural tooth
2. Learn how to layer the composite to mimic the natural tooth in a polychromatic approach
3. Learn a step by step approach to creating harmonious tooth anatomy and contours using transitional line angle



Course A201

Lecture Time
2:00 pm – 2:50 pm

CE Units: 1.0L

All Attendees


Foundational

Clinical

**Recommended
for Accreditation**

ACCREDITATION

Accreditation Super Session: Lecture Case Type V



Corky Willhite,
DDS, FAACD

This course will focus specifically on the skills needed to succeed with the smile makeover case required for Accreditation Case Type V. A predictable technique that has worked for many Accredited members will be reviewed with specific details that will help you create beautiful, functional, and long-lasting composite restorations.

EDUCATIONAL OBJECTIVES

1. Layering the resins, tints and opaques to achieve natural translucency and color blending
2. Contouring and polishing technique for a beautifully natural finish
3. Strategies to minimize your time and stress treating multiple-tooth cases (especially for Accreditation)



Course A201

Lecture Time
3:00 pm – 3:50 pm

CE Units: 1.0L

All Attendees

Intermediate

Clinical

**Recommended
for Accreditation**

THURSDAY
APRIL 23

“I thought
I did really great cosmetic
dentistry **until**
I came to **my first**
AACD
meeting. I was
just blown away by the
type of **treatment**
everyone was doing.
Since then I’ve **been**
hooked!”

– AACD Sustaining Member,
Richard Gangwisch, DDS

INSTAFAMOUS SESSION

CERAMIC VENEERS



**Maxim
Belograd,
DDS**

Minimally Invasive Preparations for Ceramic Veneers

Porcelain veneers are in big demand among patients and dentists as well. One of the top dilemmas, according to our study, is tooth preparation techniques that are minimally invasive as well as repeatable and predictable for daily practice. We will share tips and tricks related to this topic.

EDUCATIONAL OBJECTIVES

1. Participants will be able to plan preparation
2. Participants will be able to understand different types of preparations according to clinical situations
3. Participants will take home great protocol of tooth preparations for ceramic veneers
4. Participants will be able to choose proper instruments
5. Participants will be able to perform less invasive preparations to get better results



Course – L200

Lecture Time
9:00 am – 9:40 am

CE Units: 1.0L

Dentist

Intermediate

Clinical

MARKETING



**Courtney
Lavigne,
DMD, FAGD,
AACD**

Thinking Outside the Box: The Story of a Fee for Service Start-Up

As the independent practitioner feels the pressures and threats of the changing tides of dentistry, setting yourself apart is more paramount than ever. A fee-for-service start-up in a saturated area can not only survive, but thrive with outside of the box thinking, impeccable customer service, and clinical proficiency.

EDUCATIONAL OBJECTIVES

1. Learn tips to implement financial independence in the office to allow you the freedom to do the level of dentistry you want to be doing
2. Learn how breaking the traditional practice management model of dentistry can allow you new freedoms to set yourself apart
3. Understand how everything matters: from your waiting room to your social media presence and everything in between, you're setting the stage for your dentistry
4. See examples of how a cross-trained team can implement success for you!



Course – L200

Lecture Time
9:45 am – 10:25 am

CE Units: 1.0L

All Attendees

Foundational

Non-Clinical

DENTAL PHOTOGRAPHY



Miguel Ortiz, DMD

A Bit About Temperature

What is light temperature and why is it important for dentistry? We will explore the principles behind light temperature and how to apply it in dental photography and laboratory communication. We will also help you develop a technique to measure the light temperature of your lighting system.

EDUCATIONAL OBJECTIVES

1. Understand the principles behind light temperate
2. Apply light temperature principles to dental photography and laboratory communication
3. Develop a technique to measure the light temperature of your lighting system



Course – L200

Lecture Time
10:30 am – 11:10 am

CE Units: 1.0L

All Attendees

Foundational

Non-Clinical

IMPLANTS



Eduardo DeAgüiar, DDS

Dental Implant Management in the Aesthetic Zone

There are plenty of strategies to preserve or recover tissue in the aesthetic zone. Dental implant therapies contribute to solving patient's case situations with biological, morphological, and functional considerations. This lecture, derived from the speaker's clinical experiences, evolves from simple techniques until post-extraction, plus immediate loading procedures.

EDUCATIONAL OBJECTIVES

1. Participants will be able to differentiate among various therapies in aesthetic zone situations using dental implants
2. Soft and hard tissue management will be illustrated along with historical dental implant designs and how this therapy evolves according to biological needs
3. Transitional complexities in the aesthetic zone will be showcased from a biological point of view in order to preserve original tissue stages



Course – L200

Lecture Time
11:15 am – 11:55 am

CE Units: 1.0L

All Attendees

Foundational

Clinical

“First the AACD changed my life, then my dentistry.”

– Mohan Bhuvaneshwaran, MSD, AAACD

ACCREDITATION



Case Type V Workshop

Brian P. LeSage,
DDS, FAACD



Frank Milnar,
DDS, AAACD

This course will demonstrate composite mirroring skills. Attendees will use composite with various layering techniques to build in polychromicity, incisal edge halo and incisal translucency. The course will also cover micro esthetic principles, such as secondary and tertiary anatomy, and how to attain the appropriate finish, polish and luster.

EDUCATIONAL OBJECTIVES

1. Learn by using an unique model to train and calibrate your visual perception of polychromicity, incisal halo, and incisal effects that need to be replicated.
2. Learn to use the model as your guide to mirror line angles, outline form, primary, secondary, and tertiary anatomy.
3. Special session time will be allocated to finishing and polishing of composites.

Disclaimer: The American Board of Cosmetic Dentistry® does not endorse any particular clinical technique or style, nor does it endorse particular products or materials. It is acknowledged that Accreditation success is not dependent on the technique or the materials used, but on the excellence of the final result.

Product provided by: 



Course – AW200/AWL200

Workshop Time
9:00 am – 5:00 pm

CE Units: 6.0P/6.0L

Dentist
Advanced
Clinical
Recommended
for Accreditation

PRACTICE MANAGEMENT



If It's Been Done, It's Probably Possible, Part I: The privately-owned, insurance-independent, patient-centered, care-focused, cash-based dental practice

Sandy Roth

This interactive program takes the dentist/owner through the options about the circumstances, conditions, policies and business decisions which govern their practices. Nothing is without cost. No advancement is without risk. No success is without effort. Join us on a journey of exploration and discussion reflecting on your future.

EDUCATIONAL OBJECTIVES

1. The dentist will: Understand the implications of the many business decisions which reflect on the independence of the practice
2. Create his or her own blueprint for managing aspects of the practice which impact on quality-of-life and profession
3. Become clear about the cost of the status quo and the costs associated with change



Course – L207

Lecture Time
9:00 am – 12:00 pm

CE Units: 3.0L

Dentist
Intermediate
Non-Clinical

PHOTOGRAPHY



Dental Photography, Shoot Like a Pro

Miladinov Milos,
CDT

My promise is to make a dentist's and technician's life easier when it comes to dental photography. This course provides a comprehensive hands on mix of technical equipment use, intra oral photography, close-up, laboratory, cross polarisation, portrait and artistic shooting for marketing.

WORKSHOP



Class IV Restorations Two Ways

Newton Fahl, Jr.,
DDS, MS

This course will focus on two contiguous Class IV restorations on upper central incisors using a highly esthetic restorative composite resin. The educator will discuss shade selection and material application for each tooth according to each specific indication and the attendee will restore one central through a simpler layering technique, while the other will require a more polychromatic approach.

EDUCATIONAL OBJECTIVES

1. Learn how to complete simple and more elaborate layering to achieve equally great esthetic results
2. Learn how to deal with color and anatomical challenges finishing a Class IV to blend in seamlessly
3. Complete two contiguous Class IV restorations in one shot with exceptional proximal contacts

Disclaimer: The American Board of Cosmetic Dentistry® does not endorse any particular clinical technique or style, nor does it endorse particular products or materials. It is acknowledged that Accreditation success is not dependent on the technique or the materials used, but on the excellence of the final result.

Sponsored by: Tokuyama



Course – L208

Lecture Time
9:00 am – 12:00 pm

CE Units: 3.0L

All Attendees

Foundational

Non-Clinical



Course – W250/WL250

Workshop Time
9:00 am – 12:00 pm

CE Units: 3.0P/3.0L

Dentist

Advanced

Clinical

WORKSHOP



Mastering the Art of Peg Laterals

Tony Rotondo,
BDS Sc

The peg lateral challenges clinicians to deliver life-like esthetics while preserving natural tooth structure. This hands-on composite workshop will focus on practical steps to complete restorative procedures emphasizing layering, finishing and polishing techniques. Additionally, the optimal positioning of the peg lateral will be discussed in order to avoid common pitfalls.

EDUCATIONAL OBJECTIVES

1. Understand the concepts of shade analysis to mimic natural dentition
2. Utilize wax-ups and silicon matrices to guide the restorative process
3. Create polychromatic direct restoration utilizing stains for internal effects
4. Learn how to become proficient at finishing and polishing

Sponsored by: **ivoclar**
vivadent



Course – W252/WL252

Workshop Time
9:00 am – 12:00 pm

CE Units: 3.0P/3.0L

Dentist
Advanced
Clinical

WORKSHOP



Masking Out the Dark Tooth with Direct Resin

Dennis Hartlieb,
DDS, AAACD

Participants will learn a step-by-step application for using composite to veneer and mask the discolored tooth. Exposure to the 'sub-opaquin' technique will be practiced by the participants. Layering of composite with appropriate materials to create the strongest, but most polishable restoration will be taught and practiced during the hands-on course.

EDUCATIONAL OBJECTIVES

1. Understand 'sub-opaquin' and simple steps to avoid over opaquin
2. Layering principles – what materials are critical for success to block out dark tooth structure
3. The importance of Microfill composites for ultimate esthetics in free hand bonding
4. When and how to use opaquers
5. Polishing – how to make your composite restorations vibrant!

Sponsored by: **COSMEDENT**



Course – W253/WL253

Workshop Time
9:00 am – 12:00 pm

CE Units: 3.0P/3.0L

Dentist
Clinical
Intermediate

WORKSHOP



Anatomical Landmarking for Predictable Botulinum Toxin Results

Jan M. Roberts, DMD



Warren Roberts, DMD

This workshop includes detailed anatomical instruction for predictable outcomes with cosmetic botulinum toxin treatment (upper face). Surface facial features will be related to the underlying bone and musculature using a skull and plasticized cadaver. An in-depth anatomy review will be followed by hands-on marking using the PTIFA Marking Technique.

EDUCATIONAL OBJECTIVES

1. Understand how surface features (facial lines & wrinkles) relate to underlying anatomy
2. Understand why it is vital to inject knowing anatomy and not inject into "wrinkles"
3. Learn the PTIFA Marking Technique for botulinum toxin treatment of the upper face

Sponsored by:



Course – W254

Workshop Time
9:00 am – 12:00 pm

CE Units: 3.0P

Dentist

Foundational

Clinical

WORKSHOP



Achieving Excellence with Anterior Composites

David Chan, DMD, AAACD

Contour is King": A common challenge for most dentists is the ability to shape anterior composite restorations to the degree that they beautifully blend into the remaining dentition.

Dr. Chan will demonstrate predictable techniques to develop the primary, secondary, and tertiary anatomy in composite and seamlessly polish those restorations within minutes.

EDUCATIONAL OBJECTIVES

1. Learn simple systematic contouring and polishing techniques to create exceptional anterior composite restorations that can match the best porcelain restorations or the beauty of natural teeth
2. The participants will witness these simple step by step processes demonstrated live on how these amazing results with composite resin can be obtainable by anyone
3. How to predictably create the correct primary anatomy with anterior composites
4. How to predictably create secondary anatomy with anterior composites
5. How to predictably create tertiary anatomy with anterior composites

Sponsored by:



Course – W255/WL255

Workshop Time
9:00 am – 12:00 pm

CE Units: 3.0P/3.0L

Dentist

Advanced

Clinical

WORKSHOP



Cosmetic Tooth Alignment: Improving Cosmetic Cases with Aligners or Mixed Therapy

Brooks Haney, DDS

Educate the general dentist on how you can offer conservative, short term treatment options for adult patients with crooked or misaligned teeth. It is a useful alternative to traditional treatment options such as crowns and veneers, or it can be used in conjunction to your restorative treatment.

EDUCATIONAL OBJECTIVES

1. How to simply and conservatively move teeth in 4-9 months
2. Proper diagnosis and treatment planning for general dentists
3. Case selection: who qualifies and who is a candidate for tooth repositioning



Sponsored by: SIX MONTH SMILES®




Course – W256/WL256

Workshop Time
9:00 am – 12:00 pm

CE Units: 3.0P/3.0L

Dentist
Foundational
Clinical

WORKSHOP



Porcelain Veneers Using Modern Techniques

John Weston, DDS, FAACD

This course will demonstrate how to improve the accuracy, efficiency and predictability for all anterior cases. See how smile design relates to proper prep design and how fabrication of trial smiles both motivates patients and helps the clinician verify occlusal and esthetic planning. Understand the importance of reduction guides for tooth preparation and how the accuracy of intraoral scanning as well as modern impression materials will help you deliver anterior restorations more easily and predictably than ever, while reducing stress and maintaining the quality your desire.

EDUCATIONAL OBJECTIVES

1. Understand the importance of digital photos and basic digital smile design as they relate to case acceptance, case planning and excellent lab communication
2. Learn a simple method of using mock-ups and trial smiles for proper esthetic, occlusal evaluation, and fabrication of reduction guides that help when preparing teeth for minimal prep porcelain veneer restorations
3. Integrate modern impression materials and digital impressions into the office workflow to improve the predictability and quality of all indirect restorations

Sponsored by: **3M**



Course – W257/WL257

Workshop Time
9:00 am – 12:00 pm

CE Units: 3.0P/3.0L

Dentist
Foundational
Clinical

WORKSHOP

ACCREDITATION



Stratification Techniques in Mastering Class IV Restorations

Scott Finlay,
DDS, FAGD, FAACD

Mastering direct restorations in the esthetic zone requires an intimate understanding of micro esthetics and the concepts of stratification. Replacing segments of tooth structure that harmonize and dissolve invisibly into the surrounding dentition is an invaluable tool for the clinician. In this workshop, participants will have the opportunity to implement the application of the stratification technique using a state of the art, naturally shaded composite system, IPS Empress Direct, focusing on Class IV restorations.

EDUCATIONAL OBJECTIVES

1. Understand the concepts of stratification and the effects of light refraction related to tooth form, surface finish and translucency
2. Create a predictable formula for a polychromatic direct restoration
3. Understand preparation design for direct restorations
4. Learn how to effectively and quickly finish restorations



Photography Hands-On Workshop for Accreditation Documentation

Brett Magnuson,
DMD, AAACD

Participants will learn photography fundamentals, basic camera operation, equipment options, and case documentation. Techniques for improving the quality and consistency of clinical photography will be discussed. Proper framing of the AACD photo series, capturing images, downloading images to a computer, and creating a PowerPoint® presentation will be discussed.

Attendees MUST bring a laptop to this workshop.

EDUCATIONAL OBJECTIVES

1. Learn photography basics and equipment options
2. Learn how to perfect images for the AACD Accreditation photography series
3. Upload images to a computer and create an AACD PowerPoint® presentation for mentor communication
4. Copy images to a USB jump drive for submission prior to oral exams

Sponsored by: **ivoclar vivadent**

Product provided by: **PhotoMed**



Course – W258/WL258

Workshop Time
9:00 am – 12:00 pm

CE Units: 3.0P/3.0L

Dentist
Intermediate
Clinical



Course – AW201

Workshop Time
2:00 pm – 5:00 pm

CE Units: 3.0P

All Attendees
Foundational
Non-Clinical
Recommended for Accreditation

PHOTOGRAPHY



Full Digital Workflow

Miladinov Milos,
CDT

Simplifying our daily workflows, reducing treatment and planning with 100% predictable designs for our patients, resulting into aesthetic and functional restorations.

IMPLANTS



Using Implants to Restore Teeth Lost to Trauma

David Little,
DDS



Nancy Lashley Sullivan

There is a new level of care needed and now available to help deliver on our promise to restore Give Back a Smile (GBAS) patients: the need for implants as well as implant supported dentures. Due to extreme and often ongoing facial trauma, GBAS patients present with needs much more extensive than routine restorative care such that tooth replacement becomes necessary. This course will combine stories and cases of real GBAS implant and edentulous patients as well as expert direction on how to plan treatment, establish and maintain both GBAS patient and volunteer expectations, and how to successfully provide a GBAS patient with appropriate and esthetic solutions to edentulous areas.

EDUCATIONAL OBJECTIVES

1. Understand personal stories of trauma of real GBAS patients and learn from the delivery of their cases
2. Find out what tooth replacement options are possible within the updated Give Back a Smile treatment protocols
3. Learn from the experts how to use implants to replace traumatized teeth
4. Learn how to use implant retained borne dentures to restore edentulous arches

Sponsored by:  AMERICAN ACADEMY OF IMPLANT DENTISTRY



Course – L251

Lecture Time
2:00 pm – 5:00 pm

CE Units: 3.0L

All Attendees

Foundational

Non-Clinical



Course – L253

Lecture Time
2:00 pm – 5:00 pm

CE Units: 3.0L

All Attendees

Intermediate

Clinical

PRACTICE MANAGEMENT



If It's Been Done, It's Probably Possible Part

**II: The privately-owned,
insurance-independent,
patient-centered, care-focused,
cash-based dental practice**

Sandy Roth

Dentists are invited to join the team to discuss incorporating changes in practice functions, developing uniqueness, strategies, time lines for implementation, toxicity of business-as-usual and how teams contribute to the success or failure of the group effort. (Prerequisite: Dentists are encouraged to have participated in Part I of these programs)

EDUCATIONAL OBJECTIVES

1. Understand the value of uniqueness in every aspect of the practice
2. Develop a mutual understanding of each person's role in implementing strategies for change in the practice
3. Gain clarity about the steps necessary to implement their plan



Course – L254

Lecture Time
2:00 pm – 5:00 pm

CE Units: 3.0L

All Attendees

Intermediate

Non-Clinical

WORKSHOP



Class IV Restorations Two Ways

**Newton Fahl, Jr.,
DDS, MS**

This course will focus on two contiguous Class IV restorations on upper central incisors using a highly esthetic restorative composite resin. The educator will discuss shade selection and material application for each tooth according to each specific indication and the attendee will restore one central through a simpler layering technique, while the other will require a more polychromatic approach.

EDUCATIONAL OBJECTIVES

1. Learn how to complete simple and more elaborate layering to achieve equally great esthetic results
2. Learn how to deal with color and anatomical challenges, finishing a Class IV to blend in seamlessly
3. Complete two contiguous Class IV restorations in one shot with exceptional proximal contacts

Sponsored by:  **Tokuyama**



Course – W260/WL260

Workshop Time
2:00 pm – 5:00 pm


CE Units: 3.0P/3.0L

Dentist

Advanced


Clinical

WORKSHOP



CAD CAM Chairside Materials: The Science Behind My Clinical Decisions

Miguel A. Ortiz,
DMD



Justin McElroy

What if I told you that only four chairside CAD CAM materials are needed for all clinical scenarios? Take a look at the seven most important properties of CAD CAM chairside materials. Delve into the DentLit with me to find the scientific approach to selecting CAD CAM materials.

EDUCATIONAL OBJECTIVES

1. To discover that only four chairside CAD CAM materials are needed for all clinical scenarios.
2. To understand the seven most important properties of CAD CAM chairside materials
3. To develop the necessary scientific approach to select CAD CAM materials.

Sponsored by: **VITA**



Course – W261/WL261

Workshop Time
2:00 pm – 5:00 pm

CE Units: 3.0P/3.0L

All Attendees
Foundational
Clinical

WORKSHOP



Restorative Design for Diastema Closure

Tony Rotondo,
BDSc

Smile design is especially critical for those patients presenting with a diastema. This hands-on composite workshop will highlight anatomical challenges along with the restorative solutions necessary for creating a highly esthetic natural appearance. Additionally, we will focus on proper prep design, placement and polishing techniques.

EDUCATIONAL OBJECTIVES

1. Recognize anatomical features that contribute to diastema etiology.
2. Understand how to use a diagnostic wax-up to communicate and set patient expectation.
3. Recognize the importance of prep design to meeting optimal esthetic outcome.
4. Demonstrate proper adhesion protocols, composite application and polishing techniques.

Sponsored by: **ivoclar vivadent**



Course – W262/WL262

Workshop Time
2:00 pm – 5:00 pm

CE Units: 3.0P/3.0L

Dentist
Advanced
Clinical

WORKSHOP



Masking Out the Dark Tooth with Direct Resin

Dennis Hartlieb,
DDS, AAACD

Participants will learn a step-by-step application for using composite to veneer and mask the discolored tooth. Exposure to the 'sub-opaquiring' technique will be practiced by the participants. Layering of composite with appropriate materials to create the strongest, but most polishable restoration will be taught and practiced during the hands-on course.

EDUCATIONAL OBJECTIVES

1. Understand 'sub-opaquiring' and simple steps to avoid over opaquiring
2. Layering principles – what materials are critical for success to block out dark tooth structure
3. The importance of Microfill composites for ultimate esthetics in free hand bonding
4. When and how to use opaquers
5. Polishing – how to make your composite restorations vibrant!

Sponsored by: **COSMEDENT**



Course – W263/WL263

Workshop Time
2:00 pm – 5:00 pm

CE Units: 3.0P/3.0L

Dentist
Intermediate
Clinical

WORKSHOP



Transforming Your Practice Through Digital Workflows

Ralph Georg

Creating a new smile for patients is more than just producing teeth. You create confidence. You create happiness. You create a new attitude. Our goal: to create a life changing patient experience delivering the most beautiful, harmonic, natural smiles possible using a technology that changes the way we perform dentistry!

EDUCATIONAL OBJECTIVES

1. Patient documentation using AI and facial analysis for the perfect photo documentation
2. Smile design based on facial flow, facial analysis and AI using the unique technology of the DSDApp
3. Design a 3D smile chairside - involve your patient in the process - find the most harmonic smile for his / her face, create a blueprint.
4. Learn that structured DSDApp workflows makes it easy to consider facial driven protocols -and to design harmony in the smiles of the patient
5. Create a beautiful case presentation. Presenting the new smile deserves undivided attention, time and art. Present the new smile as it deserves

Sponsored by: **DSDAPP**
BOCHMAN



Course – W264/WL264

Workshop Time
2:00 pm – 5:00 pm

CE Units: 3.0P/3.0L

All Attendees
Intermediate
Clinical

WORKSHOP



Layer or Not Layer Your Anterior Composites? When, Where and How.

Marcos A. Vargas, DDS

This hands-on exercise will explain a simple and practical way to select shades, choose the ideal layering style. It will demonstrate step-by-step the layering process. Additionally, resin composite contouring and polishing will be demonstrated to achieve resin restorations that matches ceramic glazing.

EDUCATIONAL OBJECTIVES

1. Recognize when to layer anterior restorations
2. Learn shade selection to match layering
3. Obtain polishing with resin composite that rivals ceramic glazing

Sponsored by: **3M**



Course – W265/WL265

Workshop Time
2:00 pm – 5:00 pm

CE Units: 3.0P/3.0L

Dentist
Intermediate
Clinical

WORKSHOP



Anatomical Landmarking for Predictable Botulinum Toxin Results

Jan M. Roberts, DMD



Warren Roberts, DMD

This workshop includes detailed anatomical instruction for predictable outcomes with cosmetic botulinum toxin treatment (upper face). Surface facial features will be related to the underlying bone and musculature using a skull and plasticized cadaver. A in-depth anatomy review will be followed by hands-on marking using the PTIFA Marking Technique.

EDUCATIONAL OBJECTIVES

1. Understand how surface features (facial lines & wrinkles) relate to underlying anatomy
2. Understand why it is vital to inject knowing anatomy and not inject into “wrinkles”
3. Learn the PTIFA Marking Technique for botulinum toxin treatment of the upper face

Sponsored by:  **PACIFIC TRAINING INSTITUTE**
for FACIAL AESTHETICS



Course – W266

Workshop Time
2:00 pm – 5:00 pm

CE Units: 3.0P

Dentist
Foundational
Clinical

WORKSHOP



Synergy of the Clinician and Technician in the Digital World

Nelson Rego,
CDT, AAACD

The evolution of digitalization in dentistry has revolutionized the fabrication of restorations. Understanding restorative options, the differences in materials, their limitations and the effect varying workflows and processing has on these materials has become vital to successful restorative placement and esthetic outcome. This program emphasizes technologies used in digital dentistry.

EDUCATIONAL OBJECTIVES

1. Understand the esthetic and physical differences between zirconia materials.
2. Know the latest techniques for scanning, designing and manufacturing restorative materials.
3. Identify office and laboratory workflow strategies related to digital technologies.

Sponsored by: **ivoclar vivadent**



Course – W267/WL267

Workshop Time
2:00 pm – 5:00 pm

CE Units: 3.0P/3.0L


Dentist
Intermediate
Clinical



GIVE BACK
A SMILE™

RESTORE A smile, RESTORE A life.

GIVE BACK A SMILE FUNDRAISERS



Topgolf
THURSDAY
7:30 PM – 10:30 PM



Wine Pull & Silent Auction
THURSDAY | FRIDAY
10:30 AM – 7:00 PM

7:45 am – 8:45 am	Some Days You're the Pigeon, Some Days the Statue	Dave Weber	L300
9:00 am – 1:00 pm	Accreditation Written Exam		A300
9:00 am – 12:00 pm	The Diagnostic Wax-Up	W. Johnston Rowe, Jr., DDS, AAACD	AW300/AWL300
9:00 am – 5:00 pm	Key Surgical and Prosthetic Considerations	Iñaki Gamborena, DDS, MSD, FID, DMD	L301
9:00 am – 12:00 pm	eLAB – A New Dawn in Shade Matching	Sascha Hein, MDT	L302
9:00 am – 12:00 pm	The Seven Deadly Sins of Smile Design	David Rice, DDS	L303
9:00 am – 12:00 pm	Game Changing Video Marketing	Brad Newman	L305
9:00 am – 12:00 pm	Team Training for Botulinum Toxin	Jan M. Roberts, DMD & Warren Roberts, DMD	L354
9:00 am – 12:00 pm	The Class IV: Fear No More	Arthur Volker, DDS, MSEd	W350/WL350
9:00 am – 12:00 pm	The Art of Efficiency – Next Generation Composites	Michael R. Sesemann, DDS, FAACD	W351/WL351
9:00 am – 12:00 pm	Transforming Your Practice Through Digital Work Flow	Ralph Georg	W352/WL352
9:00 am – 12:00 pm	Direct Veneering a Central Incisor, Lateral Incisor and Canine	Newton Fahl, Jr., DDS, MS	W354/WL354
9:00 am – 12:00 pm	Expert Bonding in Multiple Seat of Porcelain Veneers	Wynn Okuda, DMD, FAACD	W355/WL355
9:00 am – 12:00 pm	Anatomic Restoration Technique	Noboru Takahashi, DDS	W356
9:00 am – 12:00 pm	Optimizing Esthetics with Digital Technology	James Klim, DDS, AAACD	W358/WL358
10:30 am – 7:00 pm	Exhibit Hall Open		
12:00 pm – 2:00 pm	Lunch		
1:00 pm – 2:00 pm	Fellowship Calibration	Bradley J. Olson, DDS, FAACD	AW302
2:00 pm – 5:00 pm	Fellowship Workshop	Bradley J. Olson, DDS, FAACD	AW303
2:00 pm – 5:00 pm	The Diagnostic Wax-Up	W. Johnston Rowe, Jr., DDS, AAACD	AW307/AWL307
2:00 pm – 5:00 pm	Accreditation Case Type IV Workshop	Amanda Seay, DDS, AAACD	AW310/AWL310
2:00 pm – 5:00 pm	Accreditation Case Type IV Workshop	John F. Weston, DDS, FAACD	AW311/AWL311
2:00 pm – 5:00 pm	Accreditation Case Type I Workshop	Brian P. LeSage, DDS, FAACD	AW361/AWL361
2:00 pm – 5:00 pm	Bio-Emulation™ From Structural Analysis to Visual Synthesis & Beyond	Panagiotis K. Bazos, DDS	L350
2:00 pm – 5:00 pm	Harnessing the Power of Personalities in the Practice	Kevin Henry	L351
2:00 pm – 5:00 pm	Marketing Panel: The Truth About Dental Websites	Moderated by Michael DiFrisco, CAE	L353
2:00 pm – 5:00 pm	The Art of Efficiency – Next Generation Composites	Michael R. Sesemann, DDS, FAACD	W362/WL362
2:00 pm – 5:00 pm	Creating Undetectable Restorations with Direct Composite	Joyce Bassett, DDS, FAACD	W363
2:00 pm – 5:00 pm	Direct Veneering a Central Incisor, Lateral Incisor and Canine	Newton Fahl, Jr., DDS, MS	W364/WL364
2:00 pm – 5:00 pm	Digital Technology in Everyday Practice	David Juliani, DDS	W368/WL368
5:00 pm – 7:00 pm	Exhibit Hall Networking Social		

**GIVE BACK A
SMILE
FUNDRAISERS**

Wine Pull & Silent Auction

10:30 AM – 7:00 PM


RESTORE A smile, RESTORE A life.



GENERAL SESSION

Dave Weber

Internationally
Recognized
Speaker, Author,
Leadership Guru



FRIDAY
7:45 AM – 8:45 AM

Some Days You're the Pigeon, Some Days the Statue!

So true!! Laugh along as one of our country's funniest dental speakers discusses what many feel is the most challenging part of the practice--THE PEOPLE!! You'll see that words build relationships, and relationships are the key to improving the culture and climate of a practice and a home.

EDUCATIONAL OBJECTIVES

1. Learn the secret to bringing out the best in the people we work with and the patients we serve
2. Discover the six most powerful words in the English language and when to use them
3. Learn to create an environment where GREAT results thrive.



Course – L300

Lecture Time
7:45 am – 8:45 am

CE Units: 1.0L

All Attendees

Foundational

Non-Clinical



FRIDAY **ACCREDITATION** **WRITTEN EXAM**

Course – A300

Written Exam
9:00 am – 1:00 pm

The Accreditation Written Examination challenges individual's knowledge in the foundational aspects of cosmetic dentistry. Dentists and laboratory technicians, well-versed in all phases of cosmetic dentistry, are expected to successfully complete this first step in the AACD Accreditation process. Failure to pass the written examination indicates further education would be beneficial prior to attempting the clinical cases. Pre-registration for the written examination is required. Applications, along with all applicable fees, must be submitted prior to taking the written examination. Attendance limited to dentists and laboratory technicians.



ACCREDITATION



The Diagnostic Wax-Up: Dental Anatomy and Smile Design

W. Johnston Rowe, Jr.,
DDS, AAACD

This participatory course will focus on the diagnostic mock-up and assist the participant in making the transition from the design phase to the clinical application of a proposed treatment plan. Dr. Rowe will demonstrate how establishing the esthetic and functional parameters in a three-dimensional way can help clarify and simplify restorative protocols as well as illuminate pathways for the sequencing of complex cases. Attendees will leave with a clear understanding of the additive or subtractive nature of the restorative elements.

EDUCATIONAL OBJECTIVES

1. Learn to apply the esthetic components of the proposed treatment plan via a diagnostic wax-up
2. Apply accepted principles of smile design, tooth arrangement and dental anatomy
3. Learn to use the diagnostic mock-up to create treatment previews and preparation guides

Disclaimer: The American Board of Cosmetic Dentistry® does not endorse any particular clinical technique or style, nor does it endorse particular products or materials. It is acknowledged that Accreditation success is not dependent on the technique or the materials used, but on the excellence of the final result.

Product provided by: **KAVO** **Kerr**



Course – AW300/AWL300

Workshop Time
9:00 am – 12:00 pm

CE Units: 3.0P/3.0L



HEADLINE EDUCATOR



Key Surgical and Prosthetic Considerations to Achieve Optimal Esthetic Outcomes in the Esthetic Area

Iñaki Gamborena,
DDS, MSD, FID, DMD

This course will focus in two parts: the first one, on the different clinical criteria, sequencing / timing and current surgical-prosthetic techniques for maximizing optimal and predictable aesthetic outcomes in the anterior zone, and the second one, on how to achieve gingival integration and aesthetic success involving complex aesthetic failures on implants and natural teeth.

EDUCATIONAL OBJECTIVES

1. Understand the importance of CTG around dental implants for long term results
2. Techniques and tools to ensure predictable surgical and prosthetic results
3. Decision making process for the right treatment selection option
4. Learn basic concepts of timing and sequencing with orthodontic treatments
5. Managing failures with implants in the esthetic area, the options



Course – L301

Lecture Time
9:00 am – 5:00 pm

CE Units: 6.0L



CLINICAL



eLAB - A New Dawn in Shade Matching!

Sascha Hein,
MDT

We all have experienced those embarrassing moments when our shade matching skills fall well short of expectations. Re-dos are time consuming, expensive and they are a frequent source of conflict. Meet the system that perfected shade matching in dentistry even if you take shades every day.

EDUCATIONAL OBJECTIVES

1. Traditional shade communication using visual assessment, what are the pros and cons?
2. Principles of optical physics and light propagation through dental hard tissues
3. Understanding metamerism and its origins
4. Using a digital single lens camera (DSLR) for objective shade quantification and communication without the use of shade guides
5. Understanding the eLAB digital work flow

CLINICAL



The Seven Deadly Sins of Smile Design

David R. Rice,
DDS

Imagine every patient knew what you knew. Imagine they understood the value of dentistry just like you? Join us for this fast-paced, interactive, dentist and team session. Learn the seven deadly sins of smile design and take home the ability to have your patients say YES!

EDUCATIONAL OBJECTIVES

1. Understand the seven deadly sins of smile design
2. Train your team to see what you see
3. Close over 80% of your cases

Sponsored by: **igniteDDS**



Course – L302

Lecture Time
9:00 am – 12:00 pm

CE Units: 3.0L

All Attendees

Clinical

Advanced



Course – L303

Lecture Time
9:00 am – 12:00 pm

CE Units: 3.0L

All Attendees

Intermediate

Non-Clinical

MARKETING



Game-Changing Video Marketing Strategies for Cosmetic Dentistry

Brad Newman

This interactive presentation will help dental practices truly understand the power of online video! YouTube is the second largest search engine in the world, video is considered the heaviest form of multi-media content and Google owns YouTube. These are all reasons to start producing video content for your marketing campaigns!

EDUCATIONAL OBJECTIVES

1. Participants will be able to create a more dynamic and unique online presence, while improving page rank and conversion on Google
2. Participants will be able to film creative video content on a daily basis.
3. Participants will be able to optimize and upload video content to YouTube channel
4. Participants will be able to re-purpose video content on a variety of platforms
5. Participants will be able to have more fun with all of their dental marketing initiatives



Course – L305

Lecture Time
9:00 am – 12:00 pm

CE Units: 3.0L

All Attendees

Intermediate

Non-Clinical

CLINICAL



Team Training for Botulinum Toxin

**Jan M. Roberts,
DMD**



**Warren Roberts,
DMD**

This lecture will teach the dental team how botulinum toxin is used both therapeutically and cosmetically in a dental office to improve patient care. This course provides the foundational training for integrating botulinum toxin treatment into a dental practice and how to confidently speak to patients about treatment.

EDUCATIONAL OBJECTIVES

1. Learn how botulinum toxin is used both therapeutically and cosmetically to improve patient care
2. Understand what supplies and systems are required to integrate botulinum toxin into a dental office
3. Use of photography for recording pre-treatment conditions, on-going improvements and case presentation

Sponsored by:



Course – L354

Lecture Time
9:00 am – 12:00 pm

CE Units: 3.0L

All Attendees

Foundational

Clinical

WORKSHOP



The Class IV: Fear No More - A Guide to Restoring the Fractured Incisal Edge with Composite Resin

Arthur R. Volker,
DDS, MSED

A restoration that induces more trepidation than any other, the Class IV composite contains many elements that must be mastered to achieve an aesthetic and functional result. This hands-on course will provide attendees with the foundation necessary to confidently repair a polychromatic incisal fracture.

EDUCATIONAL OBJECTIVES

1. Understand the components of the polychromatic incisal edge
2. Select the appropriate composite resins to maximize function and aesthetics
3. Understand the impact of polish and texture on final outcomes
4. Properly utilize tints and opaquers
5. Predictably restore the fractured incisal edge

Sponsored by: **COSMEDENT**



Course – W350/WL350

Workshop Time
9:00 am – 12:00 pm

CE Units: 3.0P/3.0L

Dentist

Intermediate

Clinical

WORKSHOP



The Art of Efficiency - Next Generation Composites

Michael R. Sesemann,
DDS, FAACD

Predictable clinical results are always a factor when choosing a posterior direct restorative system. New advancements in resin and photo-polymerization technology allows simplification of procedures without compromising quality. This workshop will focus on proper adhesion protocols and proper form and function while meeting the esthetic demands of today's patients.

EDUCATIONAL OBJECTIVES

1. Understand new restorative systems to increase office efficiency
2. Understand proper adhesion protocols and application techniques
3. Become knowledgeable about current state-of-the-art polymerization technologies
4. Learn proper placement and polishing techniques to achieve optimum anatomy and esthetics

Sponsored by: **ivoclar vivadent**



Course – W351/WL351

Workshop Time
9:00 am – 12:00 pm

CE Units: 3.0P/3.0L

Dentist

Intermediate

Clinical

WORKSHOP



Transforming Your Practice Through Digital Work Flows

Ralph Georg

Creating a new smile for patients is more than just producing teeth. You create confidence. You create happiness. You create a new attitude. Our goal: to create a live changing patient experience delivering the most beautiful, harmonic, natural smiles possible using a technology that changes the way we perform dentistry!

EDUCATIONAL OBJECTIVES

1. Patient documentation using AI and facial analysis for the perfect photo documentation
2. Smile design based on facial flow, facial analysis and AI using the unique technology of the DSDApp
3. Design a 3D smile chairside - involve your patient in the process - find the most harmonic smile for his / her face, create a blueprint. Learning the structured DSDApp workflows makes it easy to consider facial driven protocols, and to design harmony in the smiles of the patient.
4. Create a beautiful case presentation. Presenting the new smile deserves undivided attention, time and art. Present the new smile as it deserves.

Sponsored by: **DSDAPP**
TRAHMAN



Course – W352/WL352

Workshop Time
9:00 am – 12:00 pm

CE Units: 3.0P/3.0L

All Attendees

Intermediate

Clinical

WORKSHOP



Direct Veneering a Central Incisor, Lateral Incisor and Canine – Simple Layering, Great Form!

Newton Fahl, Jr.,
DDS, MS

This course will take the participant through a step-by-step protocol on how to do direct veneers in a simple and natural way. The educator will teach how to finish and polish direct veneers to make a central incisor, lateral incisor, and canine look like the real thing, and the attendee will learn tooth preparation, shade selection, uses of tints, and simplified layering.

EDUCATIONAL OBJECTIVES

1. How to be non-invasive when preparing teeth for direct veneers
2. How to achieve great color with only two shades of enamel and some tinting
3. How to visualize and replicate the anatomic determinants found in natural central incisors, lateral incisors, and canines, in order to make direct veneers absolutely life-like

Sponsored by: **Tokuyama**



Course – W354/WL354

Workshop Time
9:00 am – 12:00 pm

CE Units: 3.0P/3.0L

Dentist

Advanced

Clinical

WORKSHOP



Expert Bonding in Multiple Seat of Porcelain Veneers

Wynn Okuda,
DMD, FAACD

Dr. Okuda has been successfully placing porcelain veneers for more than 30 years. In order to be successful with placing multiple porcelain veneers it's important to have a system of porcelain bonding. He'll showcase important steps to create long-lasting adhesion, no post-op sensitivity, and "secrets to success" in creating beautiful porcelain veneer results.

EDUCATIONAL OBJECTIVES

1. How to place multiple porcelain veneers using a rapid seat technique
2. Learn a bonding technique that is proven to have long-lasting results
3. Key points to success in attaining beautiful results with porcelain veneers

Sponsored by: 



Course – W355/WL355

Workshop Time
9:00 am – 12:00 pm

CE Units: 3.0P/3.0L

Dentist
Advanced
Clinical

WORKSHOP



Anatomic Restoration Technique: Universal vs. Injectables

Noboru Takahashi,
DDS

This hands-on course will provide essential elements for obtaining functional and esthetic direct posterior composite restoration. Both universal composite and injectable resin will be utilized in this hands-on course. The concepts of "3D gradation layering method" and "anatomic navigation system" formulated by author will be discussed.

EDUCATIONAL OBJECTIVES

1. Learn to achieve more aesthetic direct restorations with improved technique and materials
2. Understand posterior occlusal anatomy based on author's unique analysis approach
3. Know color distribution of posterior occlusal surface and representation scheme
4. Master how to create the perfect occlusion in direct method without antagonistic teeth
5. Learn how to effectively utilize injectable resins for posterior restorations

Sponsored by: 



Course – W356

Workshop Time
9:00 am – 12:00 pm

CE Units: 3.0P

Dentist
Intermediate
Clinical

WORKSHOP



Optimizing Esthetics with Digital Technology

James D. Klim,
DDS, AAACD

As digital technology options expand, the material selection of the CAD CAM clinicians plays an increasing role in synchronizing the clinical presentation, functionality and esthetic outcome of any restorative case. In this workshop, we will differentiate between each classification of material matching them to the ideal clinical application.

EDUCATIONAL OBJECTIVES

1. Review chairside CAD CAM material categories and clinical applications.
2. Learn a streamlined approach for preparation guidance and material selection for optimal functional and aesthetic results.
3. Hands-on experience for surface texturing applications, staining and polish of varying ceramic restorations.

FELLOWSHIP



Fellowship Calibration

Bradley J. Olson,
DDS, FAACD

Fellowship examiners must attend this calibration to maintain examiner status.

Attendance limited to Fellowship Examiners

EDUCATIONAL OBJECTIVES

1. Calibrate examination expectations to current standards
2. Evaluate and test Fellowship cases
3. Review the evolution of the Accreditation criteria
4. Learn how to objectively use the criteria in the examination process

Sponsored by: **ivoclar**
vivadent



Course – W358/WL358

Workshop Time
9:00 am – 12:00 pm

CE Units: 3.0P/3.0L

Dentist

Intermediate

Clinical



Course – AW302

Workshop Time
1:00 pm – 2:00 pm

CE Units: 1.0L

Dentist

Advanced

Clinical

FELLOWSHIP



Fellowship Workshop

Bradley J. Olson,
DDS, FAACD

This workshop will assist attendees with preparation for attaining the highest credential available to members in the Academy. Dr. Olson will be giving a brief discussion, with emphasis on examination criteria, using multiple cases as the participant guide.

Attendance limited to Accredited Members

EDUCATIONAL OBJECTIVES

1. Understand the Fellowship Protocol
2. Review successful and unsuccessful Fellowship cases
3. Review the evolution of the Accreditation criteria
4. Learn how to objectively use the criteria in the examination process


Disclaimer: The American Board of Cosmetic Dentistry® does not endorse any particular clinical technique or style, nor does it endorse particular products or materials. It is acknowledged that Accreditation success is not dependent on the technique or the materials used, but on the excellence of the final result.



Course – AW303

Lecture Time
2:00 pm – 5:00 pm

CE Units: 3.0L



ACCREDITATION



The Diagnostic Wax-Up: Dental Anatomy and Smile Design

W. Johnston Rowe, Jr.,
DDS, AAACD

This participatory course will focus on the diagnostic mock-up and assist the participant in making the transition from the design phase to the clinical application of a proposed treatment plan. Dr. Rowe will demonstrate how establishing the esthetic and functional parameters in a three-dimensional way can help clarify and simplify restorative protocols as well as illuminate pathways for the sequencing of complex cases. Attendees will leave with a clear understanding of the additive or subtractive nature of the restorative elements.

EDUCATIONAL OBJECTIVES

1. Learn to apply the esthetic components of the proposed treatment plan via a diagnostic wax-up
2. Apply accepted principles of smile design, tooth arrangement and dental anatomy
3. Learn to use the diagnostic mock-up to create treatment previews and preparation guides

Disclaimer: The American Board of Cosmetic Dentistry® does not endorse any particular clinical technique or style, nor does it endorse particular products or materials. It is acknowledged that Accreditation success is not dependent on the technique or the materials used, but on the excellence of the final result.



Course – AW307/AWL307

Workshop Time
2:00 pm – 5:00 pm

CE Units: 3.0P/3.0L



Product provided by: **KAVO Kerr**

ACCREDITATION



Accreditation Case Type IV Workshop: Composite Artistry Simplified

Amanda N. Seay,
DDS, AAACD

This workshop will illustrate the versatility of using a naturally shaded composite system to create invisible Class IV restorations. A practical discussion of color fundamentals will be presented, and participants will learn when to use different composite systems. Additional topics of discussion will include shade selection, material placement and finishing, polishing techniques. Participants will learn a systematic technique to achieve proper contour, form, texture and achieve a beautiful result. Participants are encouraged to bring magnification loupes.

EDUCATIONAL OBJECTIVES

1. Use hue, chroma, opacity, translucency and value when matching a composite restoration to the natural tooth
2. Learn how to layer the composite to mimic the natural tooth in a polychromatic approach
3. Learn a step-by-step approach to creating harmonious tooth anatomy and contours using transitional line angles

Disclaimer: The American Board of Cosmetic Dentistry® does not endorse any particular clinical technique or style, nor does it endorse particular products or materials. It is acknowledged that Accreditation success is not dependent on the technique or the materials used, but on the excellence of the final result.

Product provided by:

Clinician's Choice

COSMEDENT

ivoclar
vivadent



Course – AW310/AWL310

Workshop Time
2:00 pm – 5:00 pm

CE Units: 3.0P/3.0L

All Attendees

Foundational

Clinical

Recommended
for Accreditation

ACCREDITATION



Accreditation Case Type IV Workshop

John F. Weston,
DDS, FAACD

Many direct materials can now offer lasting beauty previously only found in porcelain. This course will show you how to easily replicate the polychromatic shading and realistic surface polish only found in natural teeth. Learn simple and predictable techniques to fabricate conservative, accreditation quality restorations that disappear and look incredible.

EDUCATIONAL OBJECTIVES

1. Learn simple, predictable methods for restoring anterior teeth with direct materials so they look great and are un-detectable
2. See how intra-oral mock-ups relate to case design, case acceptance and fabrication of natural looking composite reconstructions
3. Train your eyes to recognize the subtleties of anatomy, surface polish and texture while training your hands to accomplish your goals

Disclaimer: The American Board of Cosmetic Dentistry® does not endorse any particular clinical technique or style, nor does it endorse particular products or materials. It is acknowledged that Accreditation success is not dependent on the technique or the materials used, but on the excellence of the final result.

Product provided by:



Course – AW311/AWL311

Workshop Time
2:00 pm – 5:00 pm

CE Units: 3.0P/3.0L

All Attendees

Intermediate

Clinical

Recommended
for Accreditation

ACCREDITATION

CLINICAL



Accreditation Case Type I Workshop

Brian P. LeSage,
DDS, FAACD

All-ceramic restorations commonly known as veneers, present the clinician with many opportunities and challenges. Today, the public is insisting on minimally invasive procedures to restore or enhance their smiles. This workshop will walk you through a smile make-over from design, mock-up, preparatory guide, veneer preparation and delivery of veneers.

EDUCATIONAL OBJECTIVES

1. Jump start or enhance your ability to complete Case Type I in the Accreditation process
2. With the aid of a special model, complete a composite mock-up, preparatory guide, several veneer preparation designs and prototypes
3. Observe as Dr. Brian P. LeSage demonstrates the cementation of veneers

Disclaimer: The American Board of Cosmetic Dentistry® does not endorse any particular clinical technique or style, nor does it endorse particular products or materials. It is acknowledged that Accreditation success is not dependent on the technique or the materials used, but on the excellence of the final result.

Product provided by:



Course – AW361/AWL361

Workshop Time
2:00 pm – 5:00 pm

CE Units: 3.0P/3.0L

Dentist

Advanced

Clinical

**Recommended
for Accreditation**



Bio-Emulation™: From Structural Analysis to Visual Synthesis and Beyond

Panagiotis K. Bazos,
DDS

Recreating the anatomical form and optical features of the intact tooth ever remains an arduous and challenging task.

Optimization protocols of modern composite resins and silica based ceramics per restorative dental emulation will be explored and a thorough understanding of the coronal elements will be elucidated.

EDUCATIONAL OBJECTIVES

1. Discern the functional histo-anatomical dental elements
2. Discern the optical histo-anatomical dental elements
3. Be introduced to the spectrum of applications of calibrated cross polarization imaging
4. Understand the clinical and technical application of the Laminar Techniques



Course – L350

Lecture Time
2:00 pm – 5:00 pm

CE Units: 3.0L

All Attendees

Advanced

Clinical

PRACTICE MANAGEMENT



Harnessing the Power of Personalities in the Practice

Kevin Henry

Every day, people, whether they are employees or patients, with different personalities and motivations walk into your dental practice. In this look at harnessing the good and bad of what makes each of us unique, let's talk about ways to turn differences into strengths within the practice.

EDUCATIONAL OBJECTIVES

1. Discover through simple steps what your personality may be as well as others in your practice
2. Learn how to find common denominators despite having different types of personalities
3. Understand what each personality is looking to have from his or her colleagues
4. Understand how to better communicate with fellow team members and patients

Sponsored by: **igniteDA**



Course – L351

Lecture Time
2:00 pm – 5:00 pm

CE Units: 3.0L

All Attendees

Foundational

Non-Clinical

MARKETING



Michael DiFrisco,
CAE, AACD-CMO



Keith Humes,
Rosemont Media



Andre Riley,
DoctorLogic



Xaia Winans,
Golden Proportions
Marketing



David Hall,
DDS, AAACD,
Infinity Dental Web

Your 24/7 Online Office: The Truth About Dental Websites - Best Practices and Can't-Miss Trends

It's 2020...so how's your dental website savvy? How long ago was your site created? How frequently are you adding relevant content? Can a visitor to your website tell—in just a few seconds—what makes your practice different or unique? Search algorithms are changing daily. Visitor expectations for a smooth and trouble-free online experience are through the roof. For online success, you must keep up with these rapid changes. In non-technical and conversational language, join our lively panel discussion featuring four of the biggest names in the world of dental website development: Keith Humes, Rosemont Media; Andre Riley, DoctorLogic; Xana Winans, Golden Proportions Marketing, and David Hall, DDS, AAACD, Infinity Dental Web.

EDUCATIONAL OBJECTIVES

1. Learn how your website and digital presence is the #1 sales tactic in your marketing toolkit
2. Find out how you could be chasing away future patients by ignoring reviews, patient testimonials, compelling video content and more
3. Discover how your dental website can better leverage local search to optimize results - and new patients



Course – L353

Lecture Time
2:00 pm – 5:00 pm

CE Units: 3.0L

All Attendees

Foundational

Non-Clinical

WORKSHOP



The Art of Efficiency - Next Generation Composites

Michael R. Sesemann,
DDS, FAACD

Predictable clinical results are always a factor when choosing a posterior direct restorative system. New advancements in resin and photo-polymerization technology allows simplification of procedures without compromising quality. This workshop will focus on proper adhesion protocols and proper form and function while meeting the esthetic demands of today's patients.

EDUCATIONAL OBJECTIVES

1. Understand new restorative systems to increase office efficiency
2. Understand proper adhesion protocols and application techniques
3. Become knowledgeable about current state-of-the-art polymerization technologies
4. Learn proper placement and polishing techniques to achieve optimum anatomy and esthetics

Sponsored by: **ivoclar vivadent**



Course – W362/WL362

Workshop Time
2:00 pm – 5:00 pm

CE Units: 3.0P/3.0L

Dentist
Intermediate
Clinical

WORKSHOP



Creating Undetectable Restorations with Direct Composite

Joyce L. Bassett,
DDS, FAACD

In this course you will achieve the skill set to take your dentistry to the next level. Learn simplified techniques to create quick, easy, and morphologically precise direct anterior and posterior composite restorations. Gain the knowledge to use the proper opacities and thickness of pink composite to restore a unique model with black triangles and recession. Evaluate dental aesthetics and develop artistic capabilities by training your eyes to see the different dimensions of color. Predictably mimic the contralateral tooth's facial anatomy and reflective surfaces with a final step-by-step finishing and polishing technique.

This class will also utilize a practical placement technique for the posterior using low shrink bulk composite with bioactive Giomer technology that is fast and easy. This procedure is based on proven adhesives, advanced composite materials, and new technologies.

BRING YOUR LOUPES FOR MAGNIFICATION.

EDUCATIONAL OBJECTIVES

1. Learn how to use pink composite to restore black triangles and recession
2. Train your eyes to see color, line angles, reflective surface, shape, and form in the adjacent tooth that is being replicated
3. Learn how to use practical placement and matricing techniques with bioactive Giomer technology composites

Sponsored by: **SHOFU**



Course – W363

Workshop Time
2:00 pm – 5:00 pm

CE Units: 3.0P

Dentist
Intermediate
Clinical

WORKSHOP

**Direct Veneering a
Central Incisor,
Lateral Incisor and
Canine – Simple
Layering, Great Form****Newton Fahl, Jr.,
DDS, MS**

This course will take the participant through a step-by-step protocol on how to do direct veneers in a simple and natural way. The educator will teach how to finish and polish direct veneers to make a central incisor, lateral incisor, and canine look like the real thing, and the attendee will learn tooth preparation, shade selection, uses of tints, and simplified layering.

EDUCATIONAL OBJECTIVES

1. How to be non-invasive when preparing teeth for direct veneers
2. How to achieve great color with only two shades of enamel and some tinting
3. How to visualize and replicate the anatomic determinants found in natural central incisors, lateral incisors, and canines, in order to make direct veneers absolutely life-like

Sponsored by:  **Tokuyama****Course – W364/WL364****Workshop Time
2:00 pm – 5:00 pm****CE Units: 3.0P/3.0L****Dentist****Advanced****Clinical**


WORKSHOP

**Digital Technology in
Everyday Practice****David Juliani,
DDS**

Digital workflows enhance all clinical procedures from diagnosis, to planning, to design and fabrication, and to final restorations and cementation. This program will provide an exciting overview of current materials and processes for the fabrication of quality and esthetic dental restorations. Innovative digital technologies to enhance everyday practice will be demonstrated.

EDUCATIONAL OBJECTIVES

1. Learn how to take control of your patient's restorations in a single visit
2. Identify system workflow and integration between intraoral scanning systems and CAD CAM milling machines
3. Recognize the advantages and limitations of the various parts of the digital workflow in a clinical setting
4. Understand cementation protocols for highly esthetic restorative cases

Sponsored by:  **ivoclar
vivadent****Course – W368/WL368****Workshop Time
2:00 pm – 5:00 pm****CE Units: 3.0P/3.0L****Dentist****Intermediate****Clinical**

SATURDAY | APRIL 25

6:30 am – 7:00 am Registration for Annual Member Meeting

7:00 am – 8:45 am Annual Member Meeting

7:00 am – 8:45 am Student Day Breakfast Brian LeSage, DDS, FAACD L402

9:00 am – 4:15 pm Does Your Dataset Match Your Mindset John Kois, DMD, MSD L400

9:00 am – 10:30 am East Meets West: Changes in Japanese Whitening Tomoyuki Tsubaki, DDS L408

9:00 am – 12:00 pm Using Portrait Photography for Marketing Bernie Villadiego, DDS, AAACD L403

10:45 am – 12:15 pm Consideration of Soft Tissue Dong Woon Lee, DDS, PhD L409

12:00 pm – 1:15 pm Lunch

1:15 pm – 4:15 pm Creating Beauty Headshots Bernie Villadiego, DDS, AAACD L451

6:00 pm – 11:00 pm Celebration of Excellence



**VOTER
REGISTRATION**
6:30 AM – 7:00 AM

MEETING
7:00 AM – 8:45 AM

Shape the AACD's future by attending the annual membership meeting. Learn about pressing topics within the organization and be involved in making decisions that will impact the future of cosmetic dentistry and your Academy. Vote for the next term of leadership. Don't miss this meeting— your participation and input are invaluable!



An added benefit of your AACD membership is receiving **preferred pricing** on offerings from the AACD and our industry-leading partners. The AACD partners with top organizations to provide you with integral solutions for your practice...and save you money.

Explore more at
www.AACD.com/preferredpricing



STUDENT BREAKFAST



Student Day

Brian P. LeSage,
DDS, FAACD

Students, here is your chance to get a taste of what the AACD is all about. You will spend the day experiencing The 36th Annual AACD 2020 Scientific Session by first attending a brief overview of the AACD's Residency Program with Dr. Brian LeSage and then attending Dr. John Kois's full-day lecture titled, "Does Your Dataset Match Your Mindset: Understanding Clinical Failures". The morning program will also introduce students to the AACD's Poster Competition by having poster session winners present their cases to the attendees.

HEADLINE EDUCATOR



Does Your Dataset Match Your Mindset: Understanding Clinical Failures

John C. Kois,
DMD, MSD

The ability to provide patient care that yields a predictable outcome is dependent upon on individualized risk assessment for your patient. Unfortunately, the majority of data utilized in making decisions regarding patient care is based on survival analysis, which is procedure-generated and may not accurately reflect the individual needs of your patient. This program will provide a conceptual framework for clinical practice that is simple to implement and will create a paradigm shift in the way we interface with our patients and collect data. In addition, the program will introduce new dental software that will link the benefits of evidence based science to clinical protocols, thereby providing all the necessary analysis, improving quality assurance, and resulting in a more seamless integration of other developing technologies.

EDUCATIONAL OBJECTIVES

1. Understand the importance of standardized data collection leading to improved data analysis
2. Develop critical risk parameters to minimize failures and maximize successful outcomes
3. Learn to reduce confusion regarding different modes of failure



Course – L402

Lecture Time
7:00 am – 8:45 am

Student
Foundational



Course – L400

Lecture Time
9:00 am – 4:15 pm
CE Units: 6.0L

All Attendees
Advanced
Clinical

PHOTOGRAPHY



Using Portrait Photography for Marketing

Bernie Villadiego,
DDS, AAACD

If you are performing cosmetic dentistry, you are well aware how essential it is to take clinical photographs to communicate aesthetics and function to your patients and to your ceramist. But if we were to use these same clinical pictures to market to the public, your results would be disappointing.

EDUCATIONAL OBJECTIVES

1. Learn how to use digital/portrait photography for internal and external marketing
2. Learn about the basics of exposure (aperture, shutter speed, and ISO) and color balance
3. Participants will gain a solid foundation of studio lighting and a practical knowledge of controlling light.
4. Fundamentals of using available and natural light without the use of heavy strobe equipment



Course – L403

Lecture Time
9:00 am – 12:00 pm

CE Units: 3.0L

All Attendees

Foundational

Non-Clinical

CLINICAL



East Meets West: Changes in Japanese Whitening After Encountering American Whitening

Tomoyuki Tsubaki,
DDS

Japanese people have come to realize that bright smiles filled with whitened teeth are attractive. Today, Japan's revolutionary whitening technology and studies are rapidly catching up to the US. Japanese studies have shown that tooth whitening strengthens teeth and is effective in preventing tooth decay. This program proposes a safe and effective whitening technique and introduces the Japan Academy of Esthetic Dentistry "Whitening Coordinator" to dental hygienists.

EDUCATIONAL OBJECTIVES

1. Learn how to make patients enjoy tooth whitening without sensitivity
2. Learn new evidence of tooth whitening procedures
3. Understand the new tooth whitening products and other related products



Course – L408

Lecture Time
9:00 am – 10:30 am

CE Units: 1.5L

All Attendees

Foundational

Clinical

CLINICAL



Consideration of Soft Tissue: The first step to longevity of health and esthetics.

Dong-Woon Lee,
DDS, PhD

We will review the considerations for long-term health and aesthetics from the periodontal perspective, also study the techniques of soft tissue management for its deficiency around restorations. It is hard to imagine anything without healthy pink gingiva around a beautiful prosthesis of both implant and tooth. The past successful criteria were a significant part in measuring masticatory functions, mobility, bone loss, and probing depth. Therefore, we should consider the soft tissue to play an important role in the diagnosis process before starting the intervention.

EDUCATIONAL OBJECTIVES

1. Understand the anatomical structure of soft tissues around implants and teeth
2. Understand the role of keratinized gingiva
3. Recognize various procedures for soft tissue augmentation



Course – L409

Lecture Time
10:45 am – 12:15 pm

CE Units: 1.5L

All Attendees

Foundational

Clinical

PHOTOGRAPHY



Creating Beauty Headshots

Bernie Villadiego,
DDS, AAACD

In this hands-on workshop, participants will gain a solid foundation of studio lighting and how to control light. Working hands-on with studio equipment and models, participants will learn; what equipment is necessary to set up a studio, which camera settings to use, and how to shape light with diffusers.

EDUCATIONAL OBJECTIVES

1. What equipment is needed to set up a studio
2. What camera settings to use and how to use strobe lights and diffusers
3. How to shape the light with beauty dishes and softboxes
4. How to direct and properly position your models to best show off their beautiful smiles



Course – L451

Lecture Time
1:15 pm – 4:15 pm

CE Units: 3.0L

All Attendees

Foundational

Non-Clinical



2020

HAVANA NIGHTS

Celebration of Excellence

RECEPTION

6:00 PM – 7:00 PM

DINNER | AWARDS

7:00 PM – 11:00 PM

Be ready to salsa the night away!



Adamo Notarantonio, DDS, FAACD

earned his DDS in 2002 from the State University of New York at Stony Brook School of Dental Medicine and is an Accredited Fellow Member of the AACD. He is a partner at Huntington Bay Dental in Huntington, NY.

Amanda Seay, DDS, AAACD

earned her DDS degree from New York University College of Dentistry in 2002. She is an Accredited Member of the AACD and maintains a private practice in Mount Pleasant, SC.

Andre Riley

earned his BBA from the University of North Texas in 2009 and is currently the Chief Revenue Officer at DoctorLogic in Plano, TX.

Arthur Volker, DDS, MSED

earned his DDS from Columbia University's School of Dental and Oral Surgery. He is in practice in Sunnyside, NY.

Bernie Villadiego, DDS, AAACD

earned his DDS from Creighton University, Boyne School of Dentistry in 1989. He is an Accredited Member of the AACD and maintains a private practice in Chatsworth, CA.

Brad Newman

earned a BA in Communications from Bowling Green University in 2000. He is the Founder and Chief Buzz Officer of Dentainment.

Bradley J. Olson, DDS, FAACD

earned his DDS degree in 1983 from the University of Maryland and is an Accredited Fellow Member of the AACD. He maintains a private practice located in Waldorf, MD.

Brett Magnuson, DMD, AAACD

earned his DMD degree in 1978 from Southern Illinois University and is an Accredited Member of the AACD. He maintains a private practice located in Kalamazoo, MI.

Brian LeSage, DDS, FAACD

earned his DDS degree in 1983 from the University of Maryland Dental School and is an Accredited Fellow Member of the AACD. He is the owner of the Beverly Hills Institute of Dental Esthetics located in Beverly Hills, CA.

Brooks Haney, DDS

earned his Doctor of Dental Surgery degree at Baylor College of Dentistry. He is the owner of Smiles of North Dallas in Richardson, TX.

Charles Loretto

earned his Bachelor of Arts in marketing from the University of Texas at Arlington. He is the Director of Business Development and Marketing at Cain Watters & Associates.

Christy Ratcliff, CPA, CVA

earned her BBA and MS from Texas A&M University. She is a Certified Public Accountant and a Certified Valuation Analyst and joined NDP in 2014 to lead the valuation and consulting service lines.

Corky Willhite, DDS, FAACD

earned his DDS degree from Louisiana State University School of Dentistry in 1979. He is an Accredited Fellow Member of the AACD and maintains a private practice in Metairie, LA.

Courtney Lavigne, DMD, FAGD, AAACD

earned her DMD from University of Connecticut School of Dental Medicine in 2010. She is an Accredited Member of the AACD and owns and maintains a private practice in Wayland, MA.

Dave Weber

earned his BA in Communications from Mercer University in 1984. He is the President and CEO of Weber Associates, Inc.

David Hall, DDS, AAACD

earned his DDS from the University of Minnesota in 1979. He is an Accredited Member of the AACD and is the President of Infinity Dental Web in Mesa, AZ.

David Chan, DMD, AAACD

earned his DMD from Oregon Health Sciences University in 1990. He is an Accredited Member of the AACD and maintains a full-time practice in Ridgefield, WA.

David Juliani, DDS

earned his DDS degree from the University of Detroit Mercy School of Dentistry in 1993. He maintains a private practice in Rochester, NY.

David Little, DDS

earned his DDS degree at The University of Texas Health Science Center at San Antonio Dental School. He now maintains a multidisciplinary, state-of-the-art dental practice in San Antonio, TX.

David Rice, DDS

earned his DDS from the University of Illinois School of Dentistry. He is founder of IgnitedDS.

Dennis Hartlieb, DDS, AAACD

earned his DDS degree in 1988 from the University of Michigan School of Dentistry and is an Accredited Member of the AACD. He maintains a full-time practice in the Chicago suburb of Glenview, IL.

Dong-Woon Lee, DDS, PhD

is Chair, Dept. of Periodontology, Veterans Health Service Medical Center, Seoul, Rep. of Korea.

Eduardo De Agüiar, DDS

earned his DDS degree in 2002 from the Universidad Santa Maria in Venezuela. He is currently the Director of Improglobal, a dental implant center in Caracas Venezuela.

Elizabeth Bakeman, DDS, FAACD

earned her DDS degree in 1983 from the University of Michigan. She is an Accredited Fellow Member and current President of the AACD and is the owner of Elizabeth M. Bakeman, DDS, The Art of Dentistry, located in Grand Rapids, MI.

Frank Milnar, DDS, AAACD

earned his DDS degree in 1976 from the University of Minnesota and is an Accredited Member of the AACD. He is the owner of Killian, Milnar, and Associates, located in St. Paul, MN.

Iñaki Gamborena, DDS, MSD, FID, DMD

earned his DDS in 1989 from the Universidad Odontológica Dominicana, in the Dominican Republic. He maintains a private practice in San Sebastian, Spain, dedicated to Aesthetics, Restorative Dentistry and Implants.

James Klim, DDS, AAACD

earned his DDS from Loma Linda School of Dentistry in 1984. He is an Accredited Member of the AACD and has a full-time restorative practice in Santa Rosa, CA.

Jan M. Roberts, DMD

earned her DMD degree in 1977 from the University of British Columbia in Canada. She is the co-founder for the Pacific Training Institute for Facial Aesthetics in Vancouver, Canada.

John C. Kois, DMD, MSD

earned his DMD from the University of Pennsylvania in 1977. He maintains a private practice in Tacoma and Seattle and is an Affiliate Professor in the Graduate Restorative Program at the University of Washington. He continues to work with restorative dentists at the Kois Center, a didactic and clinical teaching program.

John Weston, DDS, FAACD
earned his DDS degree in 1989 from the University of Oklahoma and is an Accredited Fellow Member of the AACD. He is the owner and director of Scripps Center for Dental Care located in La Jolla, CA.

Joyce Bassett, DDS, FAACD
earned her DDS degree in 1983 from The Ohio State University. She is also an Accredited Fellow Member and Past President of the AACD. She maintains a private practice in Scottsdale, AZ.

Justin McElroy
earned his BS from the University of Nebraska in 2005. He is currently the Vice President of Business Development at Midwest Dental Arts in Sarasota, Florida.

Keith Humes
since 1998, Rosemont Media CEO Keith Humes has been at the forefront of web marketing strategies for cosmetic dentistry practices. He is the founder and owner of Rosemont Media in San Diego, CA.

Kevin Henry
earned his Master of Arts degree in 1999 from the University of Oklahoma. He is the Co-Founder of IgniteDA.

Kindra Hall
is an award-winning columnist, author, and national champion storyteller who earned her MA in Communication in 2005 from New Mexico State University. She is President and Chief Storytelling Officer at Steller Collective in New York City, NY.

Marcos Vargas, DDS, MS
earned his DDS degree in 1985 from The University of Iowa. He is a professor at the University of Iowa in Iowa City, IA.

Maxim Belograd, DDS
earned his DDS in 2004 from the Medical and Dental Academy in Poltova, Ukraine. He practiced privately and is currently CEO of the Belograd Academy in the Ukraine.

Michael DiFrisco, CAE
earned his BFA from the Columbus College of Art & Design. He currently serves as the Chief Marketing Officer at the American Academy of Cosmetic Dentistry.

Michael R. Sesemann, DDS, FAACD
earned his DDS degree in 1981 from the University of Nebraska Medical Center School of Dentistry and is an Accredited Fellow Member of the AACD. He is the founder and president of Nebraska Institute of Comprehensive Dentistry located in Omaha, NE.

Miguel Ortiz, DMD
earned his degree in 2014 from the Harvard School of Dental Medicine. He practice privately at the Brookline Dental Center in Brookline, MA and is also the founder of DentLit.com.

Miladinov Milos, CDT
earned his degree in 2001 from the Universitatea de Medicina si Farmacie Victor Babes Timisoara in Romania. He is owner and CEO of Ugly Tooth Training Center in Timis County, Romania.

Nancy Lashley Sullivan
is the founder of Athena Marketing, specializing in dental marketing and branding for dentists, corporations, consultants and organizations. She is a partner of Smiles4Oregon in Springfield, OR.

Nelson Rego, CDT, AAACD
is an Accredited Member of the AACD. He is the owner of Smile Designs by Rego located in Santa Fe Springs, CA.

Newton Fahl, DDS, MS
earned his DDS degree in 1987 from the State University of Londrina in Brazil and his MS degree in 1989 from the University of Iowa. He is the owner of the Fahl Center in Curitiba, Brazil.

Noboro Takahashi, DDS
earned his DDS from Tokyo Medical and Dental University. He maintains a private practice in Tokyo, Japan.

Panaghiotis Bazos, DDS
earned his DDS in 2000 from the University of Southern California. He maintains a private practice in Torrance, CA.

Ralph Georg
earned his Master of Arts in Creative Media in 2015 from Middlesex University of London. He is CEO and Founder of DSDApp LLC.

Sandy Roth
earned her Bachelor of Arts in Psychology in 1974 from West Virginia University. She is owner of ProSynergy Dental Communications.

Sascha Hein, MDT
earned his degree in dental technology in Germany in 1997. In 2001, he completed further studies in dental ceramics in Japan. After working in Australia for 12 year, he now lives and works in his hometown in southern Germany.

Scott Finlay, DDS, FAACD
earned his DDS degree in 1982 from the University of Maryland, Baltimore College of Dental Surgery. He is an Accredited Fellow Member of the AACD, is Senior Faculty for the Dawson Academy, and maintains a private practice located in Annapolis, MD.

Tomoyuki Tsubaki, DDS
earned his DDS degree in 1988 from Nippon Dental University in Japan. He maintains a private practice in Tokyo, Japan.

Tony Rotondo, BDS
earned his undergraduate degree in 1984 at the University of Queensland, Australia and completed a postgraduate resident in prosthodontics in 1996 at the University of California, Los Angeles. He maintains a private practice in Brisbane, Australia.

W. Johnston Rowe, Jr., DDS, AAACD
earned his DDS degree from University of Tennessee College of Dentistry and is an Accredited Member of the AACD. He maintains a private practice in Jonesboro, AK.

Warren Roberts, DMD
earned his DMD degree from the University of British Columbia in Canada. He is the co-founder and Clinical Director or the Pacific Training Institute for Facial Aesthetics in Vancouver, Canada

Wynn Okuda, DMD, FAACD
earned his DMD degree in 1988 from Oregon Health Sciences University and is an Accredited Fellow Member of the AACD. He maintains a private practice located in Honolulu, HI.

Yuki Momma, RDT
earned his degree from the Yukioka Dental Technician School in Tokyo, Japan. In 2017, he founded Cermaic Artisan Dental Lab in Weston, MA.

Xaïa A. Winans
earned her degree in English from the University of Pittsburgh in 1991. She is the Founder and CEO of Golden Proportions Marketing based in Milton, PA.

EXHIBITORS LISTING*

3M Oral Care	Kettenbach
AAID	Kuraray America
AD2 (Advanced Dental Designs, Inc)	Lighthouse 360
Aurum Group	LocalMed
BirdEye	Lumadent
Bisco	Meisinger USA
Brasseler USA	MicroDental Laboratories
Cain, Watters and Associates	Pacific Training Institute for Facial Aesthetics
CareCredit	Patient News
Carestream	PhotoMed International
Clinician's Choice Dental Products	Planmeca
Cocofloss	Quintessence Publishing
Cosmedent	RGP Dental
Dear Doctor	Rosemont Media
Dental Intelligence	Rose Micro Solutions
DenMat	Shofu Dental
Dental Tribune	Six Month Smiles
Dental USA	SurfCT
Designs For Vision	SurgiTe
DoctorLogic	Tokuyama Dental America
Doctor Multimedia	Ultradent Products
DSDAPP by Coachman	Ultralight Optics
Einstein Medical	US Bank Elavon
Fotona	Valley Dental Arts
Garrison Dental Solutions	VITA
Hu-Friedy	Weave
Infinity Dental Web	Zero Gravity Skin
Ivoclar Vivadent	
JEDMED	

*As of 11-1-2019

Special Thanks
to our
Educational
Sponsors:



SIX MONTH SMILES
Straight Teeth. Less Time.



INTRODUCING

IPS e.max®

THE **NEXT** **GENERATION** OF ALL-CERAMICS

ZirCAD®
Prime

**All ceramic,
all you need.**



ivoclarvivadent.com

For more information, call us at 1-800-533-6825 in the U.S., 1-800-263-8182 in Canada.

© 2019 Ivoclar Vivadent, Inc. Ivoclar Vivadent, IPS e.max, ZirCAD and SpeedCEM are registered trademarks of Ivoclar Vivadent, Inc.

**ivoclar
vivadent®**
passion vision innovation



ORLANDO 2020 SHARING THE VISION
SHAPING THE FUTURE

APRIL 22-25

REGISTER TODAY!

www.AACDconference.com

#AACD2020 | 800.543.9220 | 608.222.8583