

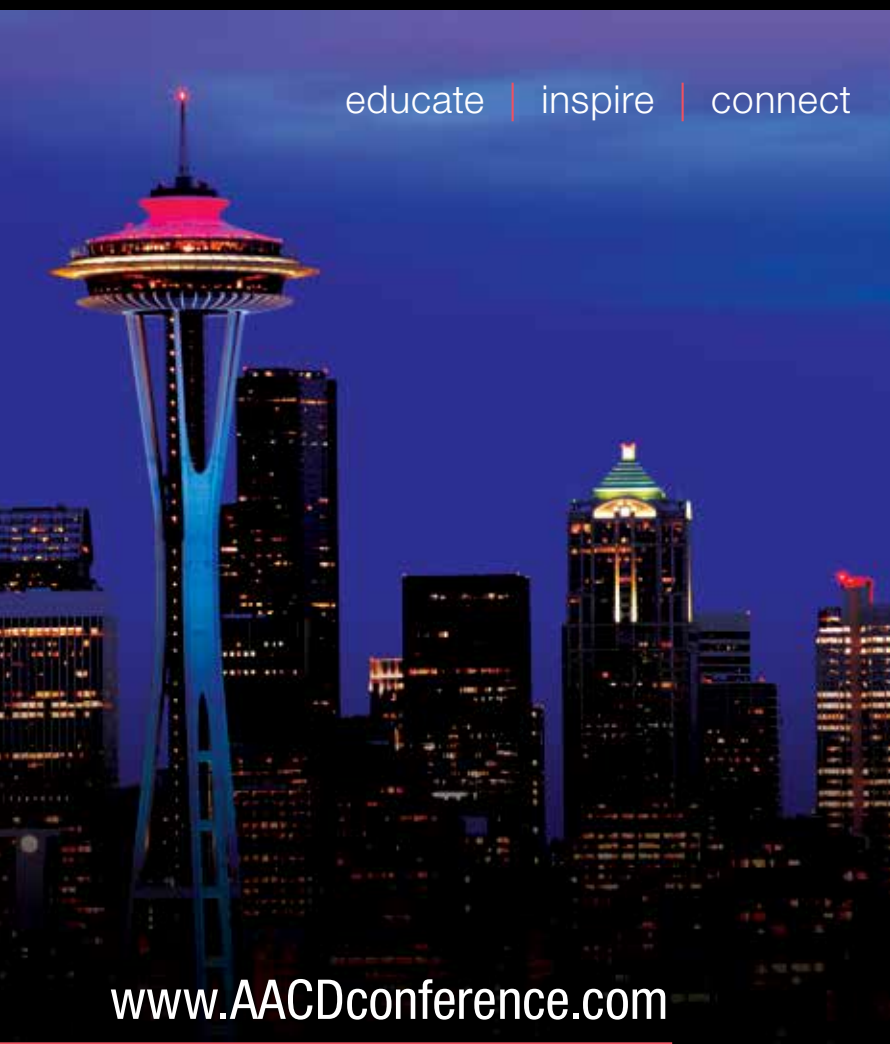


DOWNLOAD the
AACD 2013
APP



AACD 2013

Seattle



educate | inspire | connect

www.AACDconference.com

April 24 - 27, 2013

29th Annual AACD Scientific Session



AACD American Academy
of Cosmetic Dentistry

INTRODUCING NEXT GENERATION

Multilink® Automix

Universal Adhesive Cement

A strong
bond,
proven performance.

Now with even easier clean up!

Strong bond – both dual- and self-curing

Clinically proven – more than 10 million restorations placed

Universal – the perfect choice for all restorative materials
including IPS e.max® and zirconia



100% CUSTOMER SATISFACTION
GUARANTEED!



ivoclarvivadent.com

Call us toll free at 1-800-533-6825 in the U.S., 1-800-263-8182 in Canada.
© 2013 Ivoclar Vivadent, Inc. Multilink and IPS e.max are
registered trademarks of Ivoclar Vivadent.

ivoclar
vivadent®
passion vision innovation

Information

AACDCF Silent Auction	9, 12 - 14, 23, 66	Exhibitors	68 - 70
AACD Executive Office	17	General Sessions	12 - 14, 24, 26, 32, 46
AACD Happenings	12 - 14	Greet, Eat, and Meet (GEM) Activities ...	4, 6, 12 - 14, 22
Accreditation Mentoring Reception	4, 12	<i>Journal of Cosmetic Dentistry</i> Reception	4, 13
Accreditation Written Examination	4, 13, 36	Maps	78 - 84
Accredited Members Reception	4, 13	Name Badge and Tickets	8
American Board of Cosmetic Dentistry® (ABCD)	16	Orientation for First-Time Attendees	4, 12
Annual Membership Meeting	6, 14	President's Message	7
Attire	8	Past Presidents	17
Board of Directors	16	Scientific Session Registration Hours	8
Board of Trustees	16	Special Needs	8
Celebration of Excellence Gala	14, 58, 60	Welcome Reception	4, 12
Committees	18 - 19		
Conference Recordings	15		
Continental Breakfasts and Lunches	4, 6, 12 - 14		
Continuing Education Credits	15		
Course Codes	15		
Emergency/First Aid	8		
Exhibit Hall Hours	4, 6, 12 - 14, 66		
Exhibitor Product Categories	74 - 77		

Educational Programming

Wednesday	24 - 26
Thursday	28 - 40
Friday	42 - 55
Saturday	56 - 64
Educator Index	86
Topic Index	88

2013© AMERICAN ACADEMY OF COSMETIC DENTISTRY® | 402 W. WILSON ST. | MADISON, WI 53703
608.222.8583 | 800.543.9220 | fax 608.222.9540 | meetings@aacd.com | www.aacd.com

AACD MISSION

The American Academy of Cosmetic Dentistry is dedicated to advancing excellence in the art and science of comprehensive cosmetic dentistry and encouraging the highest standards of ethical conduct and responsible patient care.

SCHEDULE AT A GLANCE

Tuesday, April 23

Time

Location

Registration 5:00 p.m. – 8:00 p.m. Level 4 – South Lobby

Wednesday, April 24

Registration 7:00 a.m. – 6:00 p.m. Level 4 – South Lobby
 Attendee Coffee Break 7:00 a.m. – 9:00 a.m. Level 4 – South Lobby
 Accreditation Workshop 8:00 a.m. – 11:00 a.m. Level 6 – Room 612
 Advanced Accreditation Workshop 8:00 a.m. – 2:30 p.m. Level 6 – Room 604
 Criteria Workshop 12:30 p.m. – 2:30 p.m. Level 6 – Room 612
 Orientation for First-Time Attendees and New Members
 (By Invitation) Sponsored by Cosmedent 1:00 p.m. – 2:30 p.m. Sheraton Seattle – Cirrus Ballroom
 Clinical General Session 3:00 p.m. – 6:00 p.m. Level 6 – Room 6A-C
 Accreditation Mentoring Reception (By Invitation)
 Sponsored by Knight Dental Group 6:00 p.m. – 7:00 p.m. Sheraton Seattle – Cirrus Ballroom
 Welcome Reception 7:30 p.m. – 10:30 p.m. Experimental Music Project (EMP)

Thursday, April 25

Registration 7:00 a.m. – 6:00 p.m. Level 4 – South Lobby
 Continental Breakfast 7:00 a.m. – 9:15 a.m. Level 6 – Room 6E
 General Session 8:00 a.m. – 9:00 a.m. Level 6 – Room 6A-C
 JCD Editorial Review Board Meeting 9:30 a.m. – 11:00 a.m. Sheraton Seattle – Ravenna
 GEM Activities
 – Pike Place Market 9:00 a.m. – 12:30 p.m. Level 1 – Ground Transportation & Shuttle Entrance
 – Seattle Revealed 1:00 p.m. – 4:00 p.m. Level 1 – Ground Transportation & Shuttle Entrance
 Exhibit Hall and
 Give Back a Smile Silent Auction 11:00 a.m. – 7:00 p.m. Level 4 – Exhibit Hall E & F
 Exhibit Hall Networking Lunch 12:00 p.m. – 2:30 p.m. Level 4 – Exhibit Hall E & F
 Affiliate Leadership Luncheon (By Invitation) 12:30 p.m. – 1:30 p.m. Level 3 – Room 303
 Accreditation Written Examination 1:00 p.m. – 5:00 p.m. Sheraton Seattle – Metropolitan Ballroom AB
 Exhibit Hall Social
 Sponsored by Rosemont Media 5:30 p.m. – 7:00 p.m. Level 4 – Exhibit Hall E & F
 International Members
 Reception (By Invitation) 5:30 p.m. – 6:30 p.m. Sheraton Seattle – Metropolitan Ballroom Pre-Function
 Journal of Cosmetic Dentistry Reception
 (By Invitation) Sponsored by Ivoclar Vivadent, Inc. 6:30 p.m. – 7:30 p.m. Sheraton Seattle – Cirrus Ballroom
 Accredited Members Reception
 (By Invitation) Sponsored by Cosmedent, Inc. 7:00 p.m. – 8:00 p.m. Sheraton Seattle – Metropolitan Ballroom A
 Give Back a Smile Fundraiser 8:00 p.m. – 11:00 p.m. The Tap House Grill



STOP BY BOOTH #915 AT THE 2013 AACD SEATTLE MEETING
for EXCLUSIVE SAVINGS of up to \$200!

BEAUTY, IT'S IN THE EYE OF THE BEHOLDER

Recreate natural beauty with Estelite Omega. Unleash the **MICHELANGELO IN YOU.**



CLASS IV RESTORATION

Performed by Dr. Newton Fahl, Jr.



BEFORE



AFTER

ESTELITE OMEGA

REDEFINING ESTHETIC RESTORATIONS.

Restorations that mimic the opalescence of natural teeth require a superior composite that emulates nature. Estelite Omega was developed in collaboration with Dr. Newton Fahl Jr., a world-renowned master in esthetic dentistry. Omega provides a full spectrum of opacities, with only 11 shades, for simpler restorative procedures. The answer is finally here for Clinicians that have yearned for the recreation of hue, chroma, and value with simpler restorative composite.



VISIT WWW.TOKUYAMA-US.COM
to register for specific courses and techniques.

CALL TOLL FREE: 877.378.3548



DR. NEWTON FAHL, JR. - developed
in collaboration with



DO MORE WITH LESS - 11 shades
creates a full spectrum of opacities



LONG LASTING POLISH RETENTION



1.3% LOW SHRINKAGE with other
advanced technical properties

**FEATURED IN THE FOLLOWING
AACD HANDS-ON WORKSHOPS**

DR. NEWTON FAHL, JR., DDS, MS
April 25, 2013 & April 27, 2013

DR. FRANK MILNAR, DDS, AAACD
April 26, 2013

DR. JIM PEYTON, DDS, FAACD
April 27, 2013

SCHEDULE AT A GLANCE

Friday, April 26

Time

Location

Registration	7:00 a.m. – 6:00 p.m.	Level 4 – South Lobby
Continental Breakfast	7:00 a.m. – 9:15 a.m.	Level 6 – Room 6E
General Session	8:00 a.m. – 9:00 a.m.	Level 6 – Room 6A-C
University Educators' Forum	9:00 a.m. – 1:00 p.m.	Level 3 – Room 303
GEM Activities		
– Art & Glass	9:45 a.m. – 2:45 p.m. ...	Level 1 – Ground Transportation & Shuttle Entrance
– Whale Watching	9:45 a.m. – 2:45 p.m. ...	Level 1 – Ground Transportation & Shuttle Entrance
Exhibit Hall	11:00 a.m. – 7:00 p.m.	Level 4 – Exhibit Hall E & F
Student Poster Session	11:00 a.m. – 7:00 p.m.	Level 4 – Exhibit Hall E & F
Give Back a Smile Silent Auction	11:00 a.m. – 1:00 p.m.	Level 4 – Exhibit Hall E & F
Exhibit Hall Networking Lunch	12:00 noon – 2:30 p.m.	Level 4 – Exhibit Hall E & F
Exhibit Hall CE	12:30 p.m. – 5:30 p.m.	Level 4 – Exhibit Hall E & F
GBAS Silent Auction Item Pick-up	4:00 p.m. – 7:00 p.m.	Level 4 – Exhibit Hall E & F
Exhibit Hall Social		
<i>Sponsored by Journal of Cosmetic Dentistry</i>	5:30 p.m. – 7:00 p.m.	Level 4 – Exhibit Hall E & F
Voter Registration	5:30 p.m. – 6:00 p.m.	Level 6 – Room 6A-C
Annual Membership Meeting	6:00 p.m. – 8:00 p.m.	Level 6 – Room 6A-C

Saturday, April 27

Registration	7:00 a.m. – 5:00 p.m.	Level 4 – South Lobby
Continental Breakfast	7:30 a.m. – 9:00 a.m.	Level 6 – Room 6E
GEM Activities		
– Wine, Vine and Washington	10:15 a.m. – 3:30 p.m. ...	Level 1 – Ground Transportation & Shuttle Entrance
Exhibit Hall	11:00 a.m. – 2:00 p.m.	Level 4 – Exhibit Hall E & F
Student Poster Session	11:00 a.m. – 2:00 p.m.	Level 4 – Exhibit Hall E & F
Exhibit Hall Networking Lunch	11:00 a.m. – 1:30 p.m.	Level 4 – Exhibit Hall E & F
GBAS Silent Auction Item Pick-up	11:00 a.m. – 2:00 p.m.	Level 4 – Exhibit Hall E & F
Exhibit Hall CE	11:30 p.m. – 2:00 p.m.	Level 4 – Exhibit Hall E & F
Gala Reception	6:30 p.m. – 7:00 p.m.	Level 6 – Room 6A-C
Gala Dinner	7:00 p.m. – 11:00 p.m.	Level 6 – Room 6A-C



Why I Hope You Become a Statistic

AACD President Dr. Ron Goodlin

Welcome to AACD Seattle 2013! I'm glad you're here and the Academy is fortunate that you are able to attend our meeting this year! Likewise, we hope that YOU are also excited to join us for what will be an incredible week.

Did you know that more than 97% of our annual meeting attendees are repeat customers? Maybe you're a repeat customer yourself! If not, (and it's rare that I say this!) *I truly do hope that you become a statistic* and join the 97% who do come back, year

after year, to share the spirit of AACD and get some great dental education in the process.

Here's why Seattle is going to be so great:

- We've got an opening General Session to kick things off Wednesday afternoon with Drs. David Garber and Maurice Salama. Bring your whole dental team—this session has tips for everyone!
- Our opening Welcome Reception Wednesday evening will give you a chance to embrace your inner AACD rockstar while you enjoy the Experience Music Project Museum in Seattle.
- You've got numerous chances to give back to those in need by bidding on items at the AACD Charitable Foundation's Silent Auction (in the AACD Exhibit Hall) and also by attending the Celebration of Smiles Fundraiser at the Tap House Grille. You'll have the chance to mingle with friends, try some local cuisine, and taste some Seattle specialty microbrews while supporting a great cause—GBAS. Your ticket includes two drinks and heavy appetizers. Join us for some food, drinks, dancing, and fun! (Tickets are still available!)
- The Showcase of Excellence, which displays the hard work of our Newly Accredited and Accredited fellow members, is a great place to get some inspiration to take your own work to the next level! If you haven't already started the Accreditation process, you can take the first step by registering for the Accreditation Written Exam. Registration for the exam is open until Thursday at 10:00 a.m. The Exam is being held Thursday at 1:00 p.m.

The best way to make the most of your time in Seattle is simple: get involved! Introduce yourself to attendees you've never met, attend social events, come to the Annual Membership Meeting, and sign yourself up to attend AACD 2014 in Orlando—our 30th Annual Scientific Session! (You'll even receive a \$300 discount when you do—simply visit the registration desk anytime this week.)

At the AACD, we share a common passion—excellence in the art and science of cosmetic dentistry. Let this passion guide you as you absorb new skills, techniques, information, and make lots of new friends!

Cheers,

Ron Goodlin, DDS
AACD President



INFORMATION

Scientific Session Location

Washington State Convention Center
800 Convention Place
Seattle, WA 98101

Your Tuition Includes:

- All open lectures and applicable hands-on workshops*
- Various social events including: the Welcome Reception, continental breakfasts, and Exhibit Hall networking lunch
- Motivational and entertaining general sessions
- Access the AACD Exhibit Hall featuring the latest in dental technology

*Please note: Hands-on workshops are not available to all registration types.

Course Selection

If you are unable to select or change courses online prior to Friday, April 5, 2013, please locate the nearest CE kiosk onsite or visit the AACD Registration Desk. Both are located in the South Lobby on Level 4.

First Aid and Emergency

First aid is provided 24 hours a day. To summon emergency aid pick-up any house phone and dial 5127.

Attire

Standard attire for attendees is business casual. The Celebration of Excellence gala is formal-ball gown and black tie preferred (dark suit, cocktail dress acceptable).

Special Needs

If you require special assistance for a disability or have special dietary needs, please stop by the AACD Registration Desk.

Name Badge and Tickets

Your name badge is required for entrance into all courses and social events. To obtain continuing education credits, you will need to tap your name badge prior to entering each course at the tap-n-go stations located outside each education session. Any additional special event tickets you may have purchased are included in your final confirmation, which you received via email. For any questions related to your name badge or special event tickets, please stop by the AACD Registration Desk located in the South Lobby of the Washington State Convention Center.

Go Green!

Help the AACD preserve the environment by downloading your course handouts to a mobile device or laptop, instead of printing them. Thank you in advance for your help!

REGISTRATION HOURS

LOCATION:

Washington State Convention Center – Level 4 – South Lobby

Tuesday, April 23..... 5:00 p.m. – 8:00 p.m.

Wednesday, April 24 7:00 a.m. – 6:00 p.m.

Thursday, April 25 7:00 a.m. – 6:00 p.m.

Friday, April 26..... 7:00 a.m. – 6:00 p.m.

Saturday, April 27 7:00 a.m. – 5:00 p.m.

Antitrust Disclaimer

Each attendee at the AACD 2013 is free to act in any way he/she chooses following the scientific session with regard to issues presented and discussed. Any conclusion or decision reached, based on issues discussed, must be each dental professional's business decision made independently and based solely on what is in the best interest of that dental professional. In conducting education, and informative programs for its membership, the AACD does not recommend nor necessarily endorse any particular course of conduct.

Photographing, Video Taping, or Audio Taping of AACD General Sessions, Lectures, and Workshops

The use of video, photographic, or audio recorders is prohibited during AACD general sessions, lectures, and workshops due to contracts with AACD speakers and entertainers. The AACD reserves the right to confiscate these items and hold them until after the scientific session. If you are using a mobile device or tablet to capture any portion of an educational session, you will be asked to leave the course.

Hotel Information

Sheraton Seattle Hotel
1400 6th Avenue
Seattle, WA 98101
(206) 621-9000

Grand Hyatt Seattle
721 Pine Street
Seattle, WA 98101
(206) 774-1234



AACD Experience Booth

New to the conference this year, the AACD Experience Booth is your one-stop shop to learning about everything the Academy can offer you, from starting the Accreditation process to making the most of your membership benefits.

AT THE BOOTH, YOU CAN:

- Meet with Accreditation Examiners and learn more about the Accreditation process
- View the AACD Credentialing Module, a new benefit used by AACD Members in the Accreditation Process
- Realize some of your biggest membership benefits including FREE access to DentalXP, downloadable patient education videos from Dear Doctor, the *Journal of Cosmetic Dentistry*, and more;
- Bid on some great items in the AACD Charitable Foundation Silent Auction, which benefits survivors of intimate partner violence through Give Back a Smile
- Relax and re-charge your batteries, mobile devices, and laptops in the Member Connect lounge.

STOP BY AND SEE US!



AACD EXPERIENCE BOOTH HOURS

LOCATION: Washington State Convention Center –
Level 4 – Entry of Exhibit Hall E & F

Thursday, April 25 11:00 a.m. – 7:00 p.m.

Friday, April 26 11:00 a.m. – 7:00 p.m.

Saturday, April 27 11:00 a.m. – 2:00 p.m.

GBAS SILENT AUCTION HOURS

Thursday, April 25 11:00 a.m. – 7:00 p.m.

Friday, April 26 11:00 a.m. – 1:00 p.m.

GBAS SILENT AUCTION ITEM PICK-UP HOURS

Friday, April 26 4:00 p.m. – 7:00 p.m.

Saturday, April 27 11:00 a.m. – 2:00 p.m.

ENRICH YOUR CONFERENCE EXPERIENCE

Resources to Stay Connected, Stay Engaged

Use Your Smartphone or iPad to Enrich Your Conference Experience



Stay connected to the Academy while you're in Seattle by downloading some AACD apps. If you're an iPhone, iPad, Blackberry, or Android user, AACD has a Seattle 2013 app that will help you navigate courses and room locations, keep track of your personal itinerary; find an exhibitor, review speaker profiles, and more right from your smart phone. Search the app store under AACD. (And if you have an iPhone or iPad, you can download the *Journal of Cosmetic Dentistry* app for free anytime!)

Get Social through Facebook and Twitter



As social media becomes a more ubiquitous part of our personal and professional lives, AACD

continues to use the social web to impact more and more people every year. We encourage you to get more out of your conference experience by being a part of the conversation leading up to AACD 2013 Seattle, during the event, and beyond. For AACD 2013 Seattle, if you're not already following us on Facebook or Twitter, visit: www.thefacebook.com/theaacd25 and www.twitter.com/theaacd.

Tweet About Your Conference Experience!

If you're tweeting from the conference, or you're doing any tweeting about the AACD throughout the year, use the "hashtag" #aacd and followers will be able to track conversations about the Academy and AACD 2013 in one place.

Facebook the AACD (if you haven't done so already!)

AACD has a growing and active community of followers, friends, and fans on Facebook. Visit: www.facebook.com/theaacd25. Click on the Welcome link and be sure to "like" AACD so future wall posts show up in your personal or practice Facebook feed. You can post pictures, videos, and comment on others' posts or more onsite promotions.

My AACD is YOUR Community to Make Connections!



MyAACD is the community space dedicated to AACD Members where you can find out who else is attending AACD 2013, engage in discussions, make colleague connections, and provide encouragement and information to your fellow members. Go to www.AACD.com and click on the MyAACD link located on the upper right-hand side of the home page.

Then log in with your member ID number and password. If you forgot your login information, you can request a reminder from the login page.


Don't forget to add everyone you meet at the conference as connections! MyAACD is a great way for you to keep in touch with your colleagues.

Stay Informed: Attend the Annual Membership Meeting

Help shape the AACD's future by attending the annual membership meeting, Friday. Learn about pressing topics within the organization, and be involved in making decisions that will impact the future of the Academy and cosmetic dentistry, such as choosing AACD leadership.

Voter registration opens at 5:30 p.m. The meeting will be held from 6 p.m. to 8 p.m. in Room 6A on Level 6.

Don't miss this meeting—your input is valuable.



AACD 2013 Seattle Student Poster Session and Student Symposium

New for 2013, AACD is pleased to announce an innovative student program with more robust university involvement at the annual scientific session. In cooperation with our two Asian sister Academies, the Japanese Academy of Esthetic Dentistry, and the Korean Academy of Esthetic Dentistry. The Seattle Student Poster Session will be a must-see attraction on the exhibit floor.

In addition to a poster session—in which undergraduates, graduate students, and dental faculty are invited to participate—the student symposium will encourage new, exciting learning and innovation as students mingle with other dental students and the Academies' best.

Please join us each day in the Exhibit Hall for your complimentary lunch and a chance to see and hear the original and inventive work of dental students from around the world.

The AACD's most-requested member benefit

JUST KEEPS GETTING BETTER.

“Congratulations! The Summer 2012 issue of the *jCD* is extraordinary!”

—Ricardo Mitrani, DDS, MSD

“I thought the last issue of the AACD Journal was fantastic but the one I received today blows it out of the ballpark. Absolutely amazing. Congratulations.”

—Elliot Mechanic, DDS, BSc

“The Fall 2012 *jCD* is terrific! Its content highlights a topic that is extremely important to our field.”

—Ron Jackson, DDS



See what everyone's talking about today by downloading the *jCD* app, available for your iPhone or iPad in the Apple Store.

AACD American Academy
of Cosmetic Dentistry®

AACD HAPPENINGS

Wednesday, April 24, 2013

Orientation for First-Time Attendees

1:00 p.m. – 2:30 p.m.

Location: Sheraton Seattle – Cirrus Ballroom

By Invitation

Sponsored by Cosmedent

First-time attendees, this orientation is for you! Get acquainted with other first-time attendees and leadership to help you achieve your educational and social goals during AACD 2013.

Clinical General Session

3:00 p.m. – 6:00 p.m. | Location: Level 6 – Room 6A-C

All conference attendees are invited to this special Wednesday afternoon session featuring two of cosmetic dentistry's biggest names and most influential educators!

Drs. David Garber and Maurice Salama will share the stage for a powerful, dynamic, and memorable presentation that will leave you refreshed, renewed, and ready to tackle any clinical challenge that comes your way.

See page 24 for specific information.

Accreditation Mentoring Reception

6:00 p.m. – 7:00 p.m.

Location: Sheraton Seattle – Cirrus Ballroom

By Invitation

Sponsored by Knight Dental Group

Registered Accreditation Examiners and those pursuing Accreditation are invited to attend this special reception.

Welcome Reception

7:30 p.m. – 10:30 p.m. | Location: Experimental Music Project

All Attendees

Included in Tuition Fee

**Additional Tickets \$90 (USD)/Person
and \$45 (USD)/Child ages 6 to 15**

The AACD will kick off its annual scientific session with a welcome reception at the Experimental Music Project (EMP) Museum where attendees can meet, relax, and celebrate the start of the conference. The reception will be held from 7:30 p.m. to 10:30 p.m. and is open to all conference attendees. Don't forget to wear your name badge!

Join us for the opportunity to reconnect with colleagues and make new friends!

The AACD is going green...the AACD will be using the Seattle Monorail to transport attendees to/from the Welcome Reception. AACD Transportation staff will guide you on your monorail experience from the second you exit your hotel.

Thursday, April 25, 2013

Continental Breakfast

7:00 a.m. – 9:00 a.m. | Location: Level 6 – Room 6E

All Attendees

Included in Tuition Fee

Rise and shine to an enjoyable breakfast with Academy friends and family.

General Session

8:00 a.m. – 9:00 a.m. | Location: Level 6 – Room 6A-C

All Attendees

Included in Tuition Fee

You won't want to miss this. We guarantee you'll be motivated, inspired, entertained, and yes...even educated. Join your colleagues for a morning wake up with Brené Brown, a research professor and writer at the University of Houston Graduate College of Social Work, who has spent the past 12 years studying vulnerability, courage, and authenticity.

Greet, Eat, and Meet Activity (GEM)

Pike Place Market Foodie Tour

9:30 a.m. – 12:30 p.m.

Location: Level 1 – Ground Transportation & Shuttle Entrance

Registered Spouse and Guest

See page 22 for specific information.

Exhibit Hall

11:00 a.m. – 7:00 p.m. | Location: Level 4 – Exhibit Hall E & F

All Attendees

Included in Tuition Fee

Visiting the annual AACD scientific session Exhibit Hall means more for your business than simply seeing all the latest advances in technology, products, and services. See page 66 for all the new Exhibit Hall features, events and promotions, and learn how to get the most from your Exhibit Hall experience.

AACD Charitable Foundation Silent Auction

11:00 a.m. – 7:00 p.m. | Location: Level 4 – Exhibit Hall E & F

All Attendees

Included in Tuition Fee

Bid on an array of items from autographed Hollywood or sports stars memorabilia to dental equipment for your practice. This is the opening day of the auction. *Proceeds from this event benefit the AACD Charitable Foundation's GBAS program.*

Exhibit Hall Networking Lunch

12:00 noon – 2:30 p.m. | Location: Level 4 – Exhibit Hall E & F

All Attendees

Included in Tuition Fee

Meander through the Exhibit Hall, stopping along the way to learn about all the latest advances in technology, products, and services from cosmetic dentistry's top leading companies. Don't forget to grab a bite to eat. As you wander the Exhibit Hall floor, you'll notice a variety of energy-filled food items located throughout the Exhibit Hall. Don't worry, we'll provide the sweets too!

Accreditation Written Examination

1:00 p.m. – 5:00 p.m.

Location: Sheraton Seattle – Metropolitan Ballroom AB

Pre-registered Participants**\$400 (USD)/Member; \$600 (USD)/Non-member**

Take the first step down the path to excellence in cosmetic dentistry by taking the Accreditation Written Examination in Seattle, WA. This multiple choice examination tests the foundational knowledge of esthetic dentistry principles. (Pass and you are on your way to being next). Register today at the AACD Registration Desk until 10:00 a.m.

Greet, Eat, and Meet Activity (GEM)**Seattle Revealed**

1:00 p.m. – 4:00 p.m.

Location: Level 1 – Ground Transportation & Shuttle Entrance

All Attendees**Included in Tuition Fee**

See page 22 for specific information.

Exhibit Hall Social

5:30 p.m. – 7:00 p.m. | Location: Level 4 – Exhibit Hall E & F

All AttendeesSponsored by Rosemont Media**Included in Tuition Fee**

After a day of education, gather with friends, colleagues, and exhibitors to network over drinks in the Exhibit Hall. Rosemont Media has sponsored one drink per attendee, so make sure to stop by their booth #914 to redeem your voucher found on your confirmation for your drink ticket.

International Members Reception

5:30 p.m. – 6:30 p.m.

Location: Sheraton Seattle – Metropolitan Ballroom Pre-Function

By Invitation

International attendees received an invitation to this special reception.

Journal of Cosmetic Dentistry Reception

6:30 p.m. – 7:30 p.m.

Location: Sheraton Seattle – Cirrus Ballroom

By InvitationSponsored by Ivoclar Vivadent, Inc.

The *Journal of Cosmetic Dentistry* contributors, reviewers, and current advertisers will receive an invitation to this special reception.

Accredited Members Reception

7:00 p.m. – 8:00 p.m.

Location: Sheraton Seattle – Metropolitan Ballroom AB

By InvitationSponsored by Cosmedent, Inc.

Registered Accredited and Accredited Fellow Members received an invitation to this special reception.

Celebration of Smiles Fundraiser

8:00 p.m. – 11:00 p.m.

Location: The Tap House Grill

1506 6th Ave., Seattle, WA

(walking distance from the Convention Center)

Ticketed Event \$40 (USD)/Person

The Celebration of Smiles Fundraiser is guaranteed to be a great time to kick back with friends, old and new, in celebration of a great cause. Watch for event announcements. To purchase tickets visit the AACD Registration Desk. *Proceeds from this event benefit the AACD Charitable Foundation's GBAS program.*

Friday, April 26, 2013**Continental Breakfast**

7:00 a.m. – 9:00 a.m. | Location: Level 6 – Room 6E

All Attendees**Included in Tuition Fee**

Rise and shine to an enjoyable breakfast with AACD friends and family.

General Session

8:00 a.m. – 9:00 a.m. | Location: Level 6 – Room 6A-C

All Attendees**Included in Tuition Fee**

On Friday morning, you'll have the opportunity to get inspired by Charlie Todd, founder of Improv Everywhere. A master of viral communication, Todd has been creating hilarious web videos viewed by millions.

Greet, Eat, and Meet Activity (GEM)**Treasures of Seattle: Art & Glass**

Location: Level 1 – Ground Transportation & Shuttle Entrance

9:45 a.m. – 2:45 p.m.

Registered Spouse and Guest

See page 22 for specific information.

Greet, Eat, and Meet Activity (GEM)**Whale Watching**

Location: Level 1 – Ground Transportation & Shuttle Entrance

9:45 a.m. – 2:45 p.m.

Registered Spouse and Guest

See page 22 for specific information.

Exhibit Hall

11:00 a.m. – 7:00 p.m. | Location: Level 4 – Exhibit Hall E & F

All Attendees**Included in Tuition Fee**

Visiting the Exhibit Hall at the annual AACD scientific session means more for your business than simply seeing all the latest advances in technology, products, and services. See page 66 for all the new Exhibit Hall features, events and promotions, and learn how to get the most from your Exhibit Hall experience.

AACD Charitable Foundation Silent Auction

11:00 a.m. – 1:00 p.m. | Location: Level 4 – Exhibit Hall E & F

4:00 p.m. – 7:00 p.m. – Silent Auction Item Pickup

All Attendees**Included in Tuition Fee**

This is the final day of the auction, so make sure to place your bids. Check back to see if you're the winning bidder. If so, be sure to grab your item's before you head home! *Proceeds from this event benefit the AACD Charitable Foundation's GBAS program.*

Exhibit Hall Networking Lunch

12:00 noon – 2:30 p.m. | Location: Level 4 – Exhibit Hall E & F

All Attendees**Included in Tuition Fee**

Meander through the Exhibit Hall, stopping along the way to learn about all the latest advances in technology, products, and services from cosmetic dentistry's top leading companies. Don't forget to grab a bite to eat. As you wander the Exhibit Hall floor, you'll notice a variety of healthy, energy-filled food items located throughout the Exhibit Hall. Don't worry, we'll provide the sweets too!

AACD HAPPENINGS CONTINUED

Student Poster Session

11:00 a.m. – 7:00 p.m. | Location: Level 4 – Exhibit Hall E & F
All Attendees

Included in Tuition Fee

Make sure to check out the AACD International Student Poster Session located in the Exhibit Hall. Students will be available on Friday, April 26 from 1:00 p.m. - 2:30 p.m. to discuss their posters.

Exhibit Hall Social

5:30 p.m. – 7:00 p.m. | Location: Level 4 – Exhibit Hall E & F
All Attendees

Sponsored by *Journal of Cosmetic Dentistry*

Included in Tuition Fee

After a day of education, gather with friends, colleagues, and exhibitors to network over drinks in the Exhibit Hall. The *Journal of Cosmetic Dentistry* has sponsored one drink per attendee, so make sure to redeem your drink ticket found on your confirmation at any one of the bars located throughout the exhibit hall.

Annual Membership Meeting

5:30 p.m. – 6:00 p.m. Voter Registration

Location: Level 6 – Room 6A-C

6:00 p.m. – 8:00 p.m. Membership Meeting

Location: Level 6 – Room 6A-C

All AACD Members

All AACD Members are encouraged to attend the annual membership meeting. Learn about pressing organization topics and get involved in making decisions, such as electing leadership, that will impact the future of the Academy and cosmetic dentistry.

Don't miss this meeting—your input is valuable.

Saturday, April 27, 2013

Continental Breakfast

7:30 a.m. – 9:00 a.m. | Location: Level 6 – Room 6E

All Attendees

Included in Tuition Fee

Rise and shine to an enjoyable breakfast with Academy friends and family.

Greet, Eat, and Meet Activity (GEM)

Wine, Vine and Washington's Woodinville

10:15 a.m. – 3:30 p.m.

Location: Level 1 – Ground Transportation & Shuttle Entrance

Registered Spouse and Guest

See page 22 for specific information.

Exhibit Hall

11:00 a.m. – 2:00 p.m. | Location: Level 4 – Exhibit Hall E & F
All Attendees

Included in Tuition Fee

Visiting the annual AACD scientific session Exhibit Hall means more for your business than simply seeing all the latest advances in technology, products, and services. See page 66 for all the new Exhibit Hall features, events and promotions, and learn how to get the most from your Exhibit Hall experience.

AACD Charitable Foundation Silent Auction

11:00 a.m. - 2:00 p.m. Item Pick-up

Location: Level 4 – Exhibit Hall E & F

All Attendees

Included in Tuition Fee

Check back to see if you're the winning bidder. If so, be sure to grab your items before you head home! *Proceeds from this event benefit the AACD Charitable Foundation's GBAS program.*

Exhibit Hall Networking Lunch

11:00 a.m. – 1:30 p.m. | Location: Level 4 – Exhibit Hall E & F
All Attendees

Included in Tuition Fee

Meander through the Exhibit Hall, stopping along the way to learn about all the latest advances in technology, products, and services from cosmetic dentistry's top leading companies. Don't forget to grab a bite to eat. As you wander the Exhibit Hall floor, you'll notice a variety of healthy, energy-filled food items located throughout the Exhibit Hall. Don't worry, we'll provide the sweets too!

Student Poster Session

11:00 a.m. – 2:00 p.m. | Location: Level 4 – Exhibit Hall E & F

All Attendees

Included in Tuition Fee

Make sure to check out the AACD International Student Poster Session located in the Exhibit Hall.

Celebration of Excellence Gala

6:30 p.m. – 7:00 p.m. Reception

Location: Level 6 – Room 6A-C Foyer

7:00 p.m. – 11:00 p.m. Gala

Location: Level 6 – Room 6A-C

*Ticketed Event \$125 (USD)/Person**

The social highlights of each annual AACD scientific session—cocktail reception, newly Accredited and Accredited Fellow Member recognition, five-star dining, AACD awards ceremony, AACD presidential inauguration, and of course, live music and dancing—need we say more? Attire is formal black tie, ballgown preferred (dark suite and cocktail dresses are acceptable).

*Please note the Celebration of Excellence Gala is designed for adult attendees. Children's tickets and meals are not provided.



AACD 2013 Seattle features the world's most comprehensive continuing education opportunity for cosmetic dental professionals. In the lecture halls, renowned dental educators present the key concepts in clinical cosmetic dentistry. Dentists and laboratory technicians learn one-on-one the latest techniques in an array of in-depth hands-on workshops.

Continuing Education Credits

Scientific session attendees are eligible to earn certified continuing education credits for their participation in the 29th Annual AACD Scientific Session. The AACD is a recognized credit provider for the Academy of General Dentistry, American Dental Association, and National Association of Dental Laboratories.



ADA C E R P
CONTINUING EDUCATION RECOGNITION PROGRAM

American Academy of Cosmetic Dentistry®
is an ADA CERP Recognized Provider



CONTINUING
APPROVED
EDUCATION

ADA CERP is a service of the American Dental Association to assist dental professionals in identifying quality providers of continuing dental education. ADA CERP does not approve or endorse individual courses or instructors, nor does it imply acceptance of credit hours by boards of dentistry.

The AACD designates this activity for 24 continuing education credits.

Recorded Courses

Don't forget to look for recorded courses. Look for the video icon near the course number in the course detail.

Denotes that these sessions will be recorded and are available for purchase (video). All recorded courses are subject to change. Stop by the Source of Knowledge table on Level 6 for a full list of recordings.



For your convenience, each course has been categorized according to...

...Your Role on the Dental Team

You will find lists of 'Recommended Courses for **Accreditation**,' 'Recommended Courses for **Dentists**,' 'Recommended Courses for **Laboratory Technicians**,' 'Recommended Courses for **Team Members** (dental assistants, hygienists, office personnel, and patient coordinators),' and 'Recommended Courses for **Spouse/Guest**' listed in the small boxes near the course synopsis. These courses are recommended according to each professional's role on the dental team. Please understand these are recommendations only. It does not mean these are the only courses available to you.*

*Dentists, laboratory technicians, and supporting registrants registered at the full tuition rate (\$1795 (USD)/\$1945 (USD)) and recent graduates can pre-select and attend all hands-on workshops and lectures except for those geared toward team members.

Team members, laboratory auxiliary, students, and guests/spouses registered at special discounted rates can pre-select and attend all lectures and applicable hands-on workshops. Spouse/Guest can also pre-select and attend Greet, Eat, and Meet Activities.

...Skill Level

Use the skill levels category to assist in selecting the courses that best suit your skill level and professional goals. '**Foundational**' means you know dentistry and are looking to expand your understanding of cosmetic dentistry. You want to know the ins and outs, basic concepts, and essential building blocks of cosmetic dentistry. '**Intermediate**' means you possess strong foundational knowledge and are looking to expand and fine-tune your skills in cosmetic dentistry. You want to achieve an advanced skill level in cosmetic dentistry. '**Advanced**' means you are extremely knowledgeable in cosmetic dentistry. This is your passion and you need to keep up-to-date on all the latest trends and techniques. You want to stay at the top of your game.

...Clinical or Non-Clinical Nature

The AACD offers well-rounded education for you and your team to succeed professionally and personally. Take advantage of this perfect educational mix and balance '**Clinical**' and '**Non-Clinical**' courses using this category listing.


...Accreditation Journey

The AACD maintains dentistry's most recognized advanced credentialing program in cosmetic dentistry. Find both '**Required**' and '**Recommended**' courses using this category listing. These courses will help you on your journey toward Accreditation or Fellowship.

AACD BOARDS

Board of Directors

President • [Ronald M. Goodlin, DDS](#) • Aurora, ON, Canada
President-Elect • [Jack Ringer, DDS](#) • Anaheim Hills, CA
Interim Vice-President • [James H. Hastings, DDS](#) • Placerville, CA
Immediate Past President • [John K. Sullivan, DDS](#) • Tulare, CA
Director • [Peter Auster, DMD](#) • Pomona, NY
Director • [Joyce L. Bassett, DDS](#) • Scottsdale, AZ
Director • [Randall Burba, DMD](#) • Salem, MA
Director • [John R. Calamia, DMD](#) • New York, NY
Director • [Pamela G. Doray, DMD](#) • Philadelphia, PA
Director • [Steven A. Ghareeb, DDS](#) • Charleston, WV
Director • [Viviane S. Haber, DDS](#) • Glendora, CA
Director • [George Tysowsky, DDS](#) • Amherst, NY
Director, Laboratory Representative • [Laura Kelly](#) • San Ramon, CA
Director, Laboratory Representative • [Andre Michel, CDT](#) • Dana Point, CA
Director, Laboratory Representative • [Andre M. Theberge, CDT, RDT](#) • Charlotte, NC




American Board of Cosmetic Dentistry®

Board Member, Chair • [Susan Hollar, DDS](#) • Arlington, TX
Board Member • [Jorge Blanco, DDS](#) • South Miami, FL
Board Member • [Scott W. Finlay, DDS](#) • Arnold, MD
Board Member • [Edward Lowe, DMD](#) • Vancouver, BC, Canada
Board Member • [J.A. Reynolds, DDS](#) • Franklin, TN
Board Member • [Dwight Rickert, CDT](#) • Indianapolis, IN
Board Member • [W. Johnston Rowe, Jr., DDS](#) • Jonesboro, AR



Board of Trustees

Trustee, Chair • [Trish Jones, RDH, BSc](#) • Belton, TX
Trustee • [Kenneth L. Banks, DDS](#) • Inwood, WV
Trustee • [Garrett M. Caldwell](#) • El Dorado Hills, CA
Trustee • [Kellee N. Kattleman Stanton, DDS](#) • Eagan, MN
Trustee • [Kerri L. White, DDS](#) • Boca Raton, FL



AACD Past Presidents

Jack Styles Kammer, DDS • 1984 - 1987

Jeff Morley, DDS • 1987 - 1989

Paul Landman, DDS • 1989 - 1990

John A. Kanca, III, DMD • 1990 - 1991

George Freedman, DDS • 1991 - 1992

Jonathan Scharf, DMD • 1992 - 1993

Jeffrey Golub-Evans, DDS • 1993 - 1994

Sidney S. Markowitz, DDS • 1994 - 1995

Daniel T. Mayeda, DDS • 1995 - 1996

Craig A. Mabrito, DDS • 1996 - 1997

Kenneth L. Glick, DDS • 1997 - 1998

Joe L. Carrick, DDS • 1998 - 1999

Norman L. Feigenbaum, DDS • 1999 - 2000

Dean W. Lodding, DDS • 2000 - 2001

Arthur Chal, DDS • 2001 - 2002

Wynn H. Okuda, DMD • 2002 - 2003

Mike Malone, DDS • 2003 - 2004

Lawrence M. Addleson, DDS • 2004 - 2005

Nicholas C. Davis, DDS • 2005 - 2006

Marty Zase, DMD • 2006 - 2007

Laura Kelly • 2007 - 2008

Mickey Bernstein, DDS • 2008 - 2009

Michael R. Sesemann, DDS • 2009 - 2010

Hugh D. Flax, DDS • 2010 - 2011

John K. Sullivan, DDS • 2011 - 2012

Ronald M. Goodlin • 2012 - 2013

AACD Executive Office

Membership Specialist • Amy K. Ballard • amyb@aacd.com

Systems Administrator • Matt Beckler • mattb@aacd.com

Credentialing Coordinator • Doreen Bloom • doreenb@aacd.com

Database Specialist • Lisa Bollenbach • lisab@aacd.com

Credentialing Coordinator • Jennifer Cornwell • jenniferc@aacd.com

Graphic Designer • Elizabeth Cousineau • elizabethc@aacd.com

Director of Membership and Marketing • Michael DiFrisco • michaeld@aacd.com

Director of the Charitable Foundation • Lisa Fitch • lisaf@aacd.com

Interim Executive Director/Chief Operating Officer • S. John Hanson • johnh@aacd.com

Credentialing Manager • Kimberly Hollenbeck • kimberlyh@aacd.com

Administrative Assistant • Becky Kalin • becky@aacd.com

Director of Information Technology • Karin Langsdorf • karinl@aacd.com

Staff Accountant • Carolyn Madaus • carolynm@aacd.com

Foundation Program Case Worker • Darcy Ranck-Lyons • darcyl@aacd.com

Director of Professional Education • Kelly Radcliff, CMP • kellyr@aacd.com

Director of Strategic Partnerships • Jeff Roach • jeffr@aacd.com

Art Director • Lynnette Rogers • lynnetter@aacd.com


Professional Education and Events Manager • Carol Schwickrath, CMP, CEM • carols@aacd.com

Editorial Assistant • Denise Sheriff • denises@aacd.com

Managing Editor of the Journal of Cosmetic Dentistry • Tracy Skenandore • tracys@aacd.com

Marketing Communications Specialist • Tiffany Stronghart • tiffanys@aacd.com

Director of Credentialing • Lisa Weber • lisaw@aacd.com



AACD COMMITTEES

Accreditation Committee

Nelson A. Rego, CDT, Chair

Brett B. Magnuson, DMD

J.A. Reynolds, DDS

Affiliate Relations Committee

Peter Auster, DMD, Chair

Randall S. Burba, DMD, Chair

Ronald M. Goodlin, DDS

N. Summer Lerch, DDS

Jack Ringer, DDS

Michael A. Weiss, DDS

Alec Zurek, DDS

American Board of Cosmetic Dentistry

Susan Hollar, DDS, Chair

Jorge R. Blanco, DDS

Scott W. Finlay, DDS

Edward Lowe, DMD

J.A. Reynolds, DDS

Dwight G. Rickert, CDT

W. Johnston Rowe, Jr., DDS

Awards & Recognition Committee

Ronald M. Gilligan, DDS, Chair

Nancy A. Norling, DDS, Chair

Scott Greenhalgh, DDS

James Carlton Hodge, Jr., DDS

Brenda K. Jennings, DDS

Board of Directors

Ronald M. Goodlin, DDS, President

Jack Ringer, DDS, President-Elect

James H. Hastings, DDS, Interim

Vice-President

Peter Auster, DMD

Joyce L. Bassett, DDS

Randall S. Burba, DMD

John R. Calamia, DMD

Pamela G. Doray, DMD

Steven A. Ghareeb, DDS

Chiann Fan Gibson, DMD

Viviane S. Haber, DDS

Laura Kelly

Andre Michel

Andre M. Theberge, RDT

George Tysowsky, DDS

Board of Trustees

Trish Jones, RDH, BSc, Chair

Kenneth L. Banks, DDS

Garrett M. Caldwell

Kellee N. Kattleman Stanton, DDS

Kerri L. White, DDS

Budget & Finance Committee

Jack Ringer, DDS, Chair

Ronald M. Goodlin, DDS

James H. Hastings, DDS

Susan Hollar, DDS

Trish Jones, RDH, BSc

Andre Michel

W. Johnston Rowe, Jr., DDS

Andre M. Theberge, RDT

Bylaws Ad Hoc Committee

Pamela G. Doray, DMD, Chair

Thomas G. Berry, DDS

Ronald M. Goodlin, DDS

James H. Hastings, DDS

Jennifer H. Hill, DDS

Steven J. Hill, DMD

Susan Hollar, DDS

Wesley J. Urlich, DDS

CEO Transition Committee

Ronald M. Goodlin, DDS, Chair

James H. Hastings, DDS

Laura Kelly

Jack Ringer, DDS

John K. Sullivan, DDS

ECAR Ad-Hoc Committee

Kristi A. Crispin, DMD, Chair

Joyce L. Bassett, DDS

Ronald M. Goodlin, DDS

Les Latner, DDS

Nishel Patel

W. Johnston Rowe, Jr., DDS

Andre M. Theberge, RDT

Executive Director Search Committee

Jack Ringer, DDS, Chair

James H. Hastings, DDS

Mike Malone, DDS

Nils W. Olson, DDS

John K. Sullivan, DDS

Marty Zase, DMD

Executive Office Monitoring Report Ad-Hoc Committee

James H. Hastings, DDS, Chair

Randall S. Burba, DMD

Nicholas C. Davis, DDS

Ronald M. Goodlin, DDS

Mike Malone, DDS

Jack Ringer, DDS

Executive Committee

Ronald M. Goodlin, DDS, President

Jack Ringer, DDS, President-Elect

James H. Hastings, DDS,

Interim Vice-President

John K. Sullivan, DDS,

Immediate Past-President

Fellowship Committee

Brian P. LeSage, DDS, Chair

J. Fred Arnold, III, DMD

Elizabeth M. Bakeman, DDS

Michael T. Morris, CDT

Bradley J. Olson, DDS

Nils W. Olson, DDS

Michael R. Sesemann, DDS

John F. Weston, DDS

Gregory B. Wright, DDS

Future & Relevancy Committee

Steven A. Ghareeb, DDS, Chair

Joyce L. Bassett, DDS

Kristi A. Crispin, DMD

Pamela G. Doray, DMD

Ronald M. Goodlin, DDS

Susan Hollar, DDS

Gary Hult

Craig A. Mabrito, DDS

Rebecca K. Pitts, DMD

Catherine J. Santone, DDS

George Tysowsky, DDS

Member Communications Ad-Hoc Committee

Andre Michel, Chair

Peter Auster, DMD

Randall S. Burba, DMD

Ronald M. Goodlin, DDS

Fred H. Peck, DDS

Dwight G. Rickert, CDT

Jack Ringer, DDS

Kathy S. Sanders, DMD

Nominating & Leadership Development Committee

Marty Zase, DMD, Chair

Thomas G. Berry, DDS

Nicholas C. Davis, DDS

Viviane S. Haber, DDS

James Carlton Hodge, Jr., DDS

Ted J. Murray, DDS

J.A. Reynolds, DDS

John K. Sullivan, DDS

Professional Education Committee

Gary M. Radz, DDS, Chair

David S. Eshom, DDS

Nathaniel D. Hill, DDS

Gary Hult

Paul Landman, DDS

Arun Narang, DDS

Sandy Porritt

Dwight G. Rickert, CDT

George Tysowsky, DDS

Protocol Ad Hoc Committee**Viviane S. Haber, DDS, Chair**

Nicholas C. Davis, DDS
 Chiann Fan Gibson, DMD
 Ronald M. Goodlin, DDS
 James H. Hastings, DDS

University Relations Committee**Tesa H. Reeves, DDS, Chair**

Mickey Bernstein, DDS
 Thomas G. Berry, DDS
 John R. Calamia, DMD
 Ronald M. Goodlin, DDS
 Susan Hollar, DDS
 Joe C. Ontiveros, DDS, MS
 Nishel Patel
 Sandy Porritt
 Kelly Radcliff
 W. Johnston Rowe, Jr., DDS

URC SubCommittee**Mickey Bernstein, DDS, Chair**

Jorge R. Blanco, DDS
 John R. Calamia, DMD
 Susan Hollar, DDS
 Tesa H. Reeves, DDS
 Dwight G. Rickert, CDT
 W. Johnston Rowe, Jr., DDS
 Marty Zase, DMD

Written Exam Committee**Julie M. Gillis, DDS, Chair**

Dwight G. Rickert, CDT
 Erik R. Haupt
 Rebecca K. Pitts, DMD
 W. Johnston Rowe, Jr., DDS
 Nicholas S. Polito, DDS
 Brenda K. Jennings, DDS

jCD Editor-in-Chief

Edward Lowe, DMD

jCD Editorial Review Board

Pinhas Adar, MDT, CDT
 Naoki Aiba, CDT
 Gary Alex, DMD
 Edward P. Allen, DDS, PhD
 Elizabeth M. Bakeman, DDS
 Oliver Brix, MDT
 Christian Coachman, DDS, CDT
 Michael W. Davis, DDS
 Gerald E. Denehy, DDS
 Newton Fahl Jr., DDS, MS
 Hugh D. Flax, DDS
 David A. Garber, DMD
 Ronald E. Goldstein, DDS
 Steve D. Hoofard, CDT
 Nelson Y. Howard, DDS
 Ronald D. Jackson, DDS
 Sang K. Jun, CDT
 Michael J. Koczarski, DDS
 John C. Kois, DMD, MSD
 Gerard Kugel, DMD, MS, PhD
 Trevor R. Laingchild, RDT
 Ernesto Lee, DMD
 David A. Little, DDS
 Robert A. Lowe, DDS
 Frank J. Milnar, DDS
 Ricardo Mitrani, DDS, MSD
 Michael T. Morris, CDT
 Carlos A. Munoz, DDS, MSD
 Thomas W. Nabors III, DDS
 W. Peter Nordland, DMD, MS
 Paul S. Petrungaro, DDS
 Gary M. Radz, DDS
 Christopher D. Ramsey, DMD
 Nelson A. Rego, CDT
 Dwight G. Rickert, CDT
 Robert G. Ritter, DMD
 Matthew R. Roberts, CDT
 Jean-François Roulet, DDS, PhD
 Henry Salama, DMD
 Maurice A. Salama, DMD
 Michael R. Sesemann, DDS
 Michael Sonick, DMD
 Rhys D. Spoor, DDS
 Thomas T. Teel, DDS
 Thomas F. Trinkner, DDS
 Eric Van Dooren, DDS
 Marcos A. Vargas, DDS
 Dennis J. Wells, DDS

jCD Contributing Editors

Julie M. Gillis, DDS
 James H. Peyton, DDS
 J.A. Reynolds, DDS
 Gregory B. Wright, DDS

Accreditation Examiners**Nelson A. Rego, CDT**

Steven B. Andraeus, DDS
 J. Fred Arnold, III, DMD
 Elizabeth M. Bakeman, DDS
 Jorge R. Blanco, DDS
 Scott W. Finlay, DDS
 Brian J. Gilbert, DDS
 Julie M. Gillis, DDS
 Rod W. Gore, DDS
 James H. Hastings, DDS
 Susan Hollar, DDS
 Steve D. Hoofard, CDT
 Brenda K. Jennings, DDS
 Lynn A. Jones, DDS
 Michael J. Koczarski, DDS
 Trevor R. Laingchild, RDT
 Jeffrey M. Leinassar, DMD
 N. Summer Lerch, DDS
 Brian P. LeSage, DDS
 Edward Lowe, DMD
 Brett B. Magnuson, DMD
 Frank J. Milnar, DDS
 Michael T. Morris, CDT
 Ted J. Murray, DDS
 George M. Olsen, DDS
 Bradley J. Olson, DDS
 Nils W. Olson, DDS
 Stevan J. Orser, DDS
 James H. Peyton, DDS
 Rebecca K. Pitts, DMD
 Gayle T. Reardon, DDS, M.Sc.
 J.A. Reynolds, DDS
 Dwight G. Rickert, CDT
 W. Johnston Rowe, Jr., DDS
 Brian Saby, DDS
 Sam S. Sadati, DDS, FAGD
 Michael R. Sesemann, DDS
 Lauren J. Shanard, DDS
 Stephen R. Snow, DDS
 Joseph P. Thomas, DDS
 Wesley J. Urich, DDS
 Dennis J. Wells, DDS
 John F. Weston, DDS
 Jerry J. Woolf, DDS
 Gregory B. Wright, DDS
 Marty Zase, DMD

Congratulations

TO THE ACCREDITATION



PINHAS ADAR,
CDT, MDT



RACHELLE M.
BOUDREAU, DDS



KEVIN M.
BROWN, DDS




WILLIAM L.
BROWN, CDT



JEROME Y.
CHA, DDS



PATRICK W.
GOCHAR, DDS



MARSHALL W.
HANSON, DDS



JOHN D.
KLING, II, DDS



RICK
SONNTAG, RDT



DORY H.
STUTMAN, DDS

Newly **ACCREDITED FELLOWS**



JOYCE L.
BASSETT, DDS



EMIL
HAWARY, DDS

CLASS of 2013!



KRISTI A.
CRISPIN, DMD



BRIAN K.
DENNIS, DDS



PAMELA G.
DORAY, DMD



MICHAEL S.
SZAREK, DMD



CHRISTINE C.
THEROUX, DDS



MARK H.
WHITEFIELD,
DDS



AMY N.
WILKEN-HEYING,
DDS

► Can you see yourself ◀
AMONG THIS GROUP OF TALENTED DENTAL PROFESSIONALS?

Then it's time to take the first step on your *own* journey of honor, recognition, and clinical excellence. Take the Accreditation Written Exam, offered in Seattle at AACD 2013, for a chance to begin your commitment and dedication to the field of cosmetic dentistry.

Visit the AACD Registration Desk to sign up.

AACD American Academy
of Cosmetic Dentistry

GREET, EAT, AND MEET ACTIVITIES

Thursday, April 25, 2013

G200

Pike Place Market Foodie Tour

9:00 a.m. – 12:30 p.m.

Location: Level 1 – Ground Transportation & Shuttle Entrance

Spouse/Guest

Become a market insider on this behind-the-scenes adventure where you'll experience the sights, sounds, and flavors of this historic 104-year old landmark.

Meet the Market's lively characters and hear their memorable stories. See fish fly and sample the ultimate in local smoked salmon, taste the best Mac 'n Cheese in the county, sip award winning Chowders, and munch on the sweetest local fruit offerings of the season. See the "original" Starbucks store and taste the memories of childhood with piping hot cinnamon-sugar doughnuts fresh from the oldest continuously operating doughnut stand in the U.S.

G210

Seattle Revealed

1:00 p.m. – 4:00 p.m.

Location: Level 1 – Ground Transportation & Shuttle Entrance

Spouse/Guest

This introduction to Seattle features sightseeing of the city's most famous locations including drive by viewings of Pike Place Market, Pioneer Square, Fisherman's Terminal, the waterfront, the famous Sleepless in Seattle Floating House, and the Arboretum.

A brief history of Seattle's neighborhoods from Capitol Hill to Chinatown help to define the boundaries of this unique town. A stop at the iconic Space Needle provides a bird's eye view of the entire city.

Friday, April 26, 2013

G300

Treasures of Seattle: Art & Glass

9:45 a.m. – 2:45 p.m.

Location: Level 1 – Ground Transportation & Shuttle Entrance

Spouse/Guest

Take a walk on the artistic side of Seattle on this exploration of Northwest visual arts. The day begins with a tour of the world famous Seattle Art Museum (SAM). A private tour of SAM's most notable works will showcase the best of Northwestern art, as well as, works from around the country and around the world. A special exhibition, *Rembrandt, Van Dyck, Gainsborough: Treasures of Kenwood House, London*, is a selection of approximately 50 masterpieces from the collection, on their first American tour. Among other treasures, the exhibition provides a rare opportunity to see Rembrandt's late Self-Portrait (1665), which has never before left Europe.

The next stop on the tour focuses on one of Seattle's favorite sons, an icon of glass work, Dale Chihuly. The Chihuly Glass and Garden Gallery is one of the newest, most spectacular galleries to grace a city known to embrace visual arts. This incredible gallery explores the themes and inspiration behind Chihuly's instantly recognizable work.

The tour concludes with a light lunch at the Chihuly inspired Collections. This restaurant, attached to the Chihuly Exhibit, features custom built tables designed to show off Chihuly's personal, eclectic, and sometimes bizarre collections of folk art and bric-a-brac.

G310

Whale Watching

9:45 a.m. - 2:45 p.m.

Location: Level 1 – Ground Transportation & Shuttle Entrance

Spouse/Guest

Departing from the town of Everett, located only 30 minutes north of Seattle, this gray whale adventure is guaranteed to amaze. April is a great month for spotting gray whales in the calm and protected waters of the sound. In addition to whales, guests are likely to spot harbor seals, Stellar and California sea lions, Harbor and Dall's porpoise, Bald Eagles and a wide variety of seabirds.

On board the well-appointed 110 ft. Island Explorer 3, boxed lunches will be provided.

Dress warmly for this outdoor adventure and don't forget your camera!

Saturday, April 27, 2013

G400

Wine, Vine and Washington's Woodinville

10:15 a.m. - 3:30 p.m.


Location: Level 1 – Ground Transportation & Shuttle Entrance

Spouse/Guest

Only 30 minutes from downtown Seattle, Chateau Ste. Michelle and De Lille wineries in suburban Woodinville are two of Seattle's top attractions. Both vineyards run grape producing areas throughout Washington State, and bring the fruits of the labors to Woodinville for the creation of excellent wines under the guidance of expert winemakers.

The tour begins at the De Lille chateau, a boutique winery producing some of the country's finest Bordeaux-style wines. A reserve tasting will be arranged for guests in the main tasting room.

From here it's on to Chateau Ste. Michelle, one of Washington's largest and best known wineries. A customized tasting of Ste. Michelle's best wines, including reserve labels, will be held in the spectacular tasting room.



HOW YOU CAN HELP GIVE BACK A SMILE

1. Visit the [Silent Auction](#) outside of the Exhibit Hall. Be the highest bidder on a great dental item...or a sailing charter to watch the America's Cup 2013!
2. Come party with a purpose Thursday night at the Tap House Grill for the [Celebration of Smiles Fundraiser](#). Your \$40 ticket includes food, drinks and opportunities to win. Tickets available at registration. Bring your whole dental team!



Both events support survivors of intimate partner violence through Give Back a Smile, the premier program of the AACD Charitable Foundation.

 AACD Charitable Foundation, Inc. | Give Back  a Smile

MORNING

TOPIC	LOCATION	TIME	COURSE/SPEAKER/PAGE
-------	----------	------	---------------------

Accreditation	Level 6 - Room 603	8:00 a.m. – 2:30 p.m.	Course A100 – Bakeman/Hollar/Rego/Reynolds/ Rowe/Sesemann – page 26
---------------	--------------------	-----------------------	--

Accreditation	Level 4 - Room 4C-2	8:00 a.m. – 11:00 a.m.	Course A101 – Olson – page 26
---------------	---------------------	------------------------	-------------------------------

Accreditation	Level 6 - Room 607	9:00 a.m. – 11:00 a.m.	Course A102 – Rickert – page 26
---------------	--------------------	------------------------	---------------------------------

AFTERNOON

TOPIC	LOCATION	TIME	COURSE/SPEAKER/PAGE
-------	----------	------	---------------------

Accreditation	Level 4 - Room 4C-2	12:30 p.m. – 2:30 p.m.	Course A103 – Olson – page 26
---------------	---------------------	------------------------	-------------------------------

Perio Restorative	Level 6 - Room 6A-C	3:00 p.m. – 6:00 p.m.	Course L125 – Garber/Salama – page 26
-------------------	---------------------	-----------------------	---------------------------------------

WEDNESDAY GENERAL SESSION: THE ROLE OF TEAM IN RECONSTRUCTIVE ESTHETIC DENTISTRY: A DEFINED ALGORITHM FOR SUCCESS

Drs. David Garber and Maurice Salama, Opening General Session

To kick off AACD 2013, Drs. David Garber and Maurice Salama will share the stage on **Wednesday afternoon** for a powerful, dynamic, and memorable presentation to leave you refreshed, renewed, and ready to tackle any clinical challenge that comes your way.

Their presentation will focus on a defined algorithm for the interdisciplinary team of the restorative dentist, periodontist, and orthodontist to successfully reconstruct the soft tissue foundation for all restorative options. The diagnosis of deficiencies as well as varied treatment options will be discussed in detail. This includes periodontal crown lengthening, esthetic periodontal plastic soft tissue grafting procedures, and prescription adjunctive orthodontic tooth movement to manipulate the soft tissue foundation prior to, or subsequent to, implants, bridges, or pontic replacement.

Presented by

dentalxp

3:00 p.m. – 6:00 p.m.
Level 6 - Room 6A-C



Lava™ Ultimate Restorative

Monolithic Resin Nano Ceramic

Crown, Inlay/Onlay

\$109

Our Everyday Price!



Screw Retained Implant Package

\$369

Our Everyday Price!

Now you can customize contacts chairside!

Lava™ Ultimate Restorative, from 3M ESPE, is a monolithic restorative material made with resin nano ceramic technology, resulting in fracture-resistant, natural looking restorations.

- Beautiful esthetics with natural chameleon effect
- Excellent durability backed by a 10 year warranty
- Easy handling, adjustability and polishability
- **Easy to add on intra-orally with light cured restorative**
- Less wear to opposing dentition
- **ADA codes for all-ceramic restorative**



3M™ True Definition Scanner
\$11,995

Transform Your Practice with Digital Impressions!

- 0% Financing for 12 Months
- DAL Rebate Program

1.800.227.4142



Dental Arts Laboratories, Inc.
241 NE Perry Avenue, Peoria, IL 61603-3625
www.dentalartslab.com

VISIT US AT BOOTH #521!

All DAL Products Are Proudly Fabricated in Our Laboratories Located in the USA



MORNING

LECTURE

LOCATION: LEVEL 6 - ROOM 603


COURSE – A100

TOPIC – ACCREDITATION

Advanced Accreditation Workshop



Betsy Bakeman, DDS
Susan Hollar, DDS
Nelson Rego, CDT
J.A. Reynolds, DDS
W. Johnston Rowe, Jr., DDS
Michael R. Sesemann, DDS



8:00 a.m. – 2:30 p.m.
CE Units: 3.0L & 2.0P
AGD Subject Code: 780

Dentist

Lab Tech

Advanced

Clinical

Accreditation Recommended

Educational Objectives:

Educational Objectives:

1. Understand how cases for Accreditation are judged based on specific criteria
2. Sharpen your eye to discern fine details in judging cosmetic dentistry
3. Present cosmetic dentistry cases for feedback to decide if the criteria has been met

(Bring cases to share; write your name, member number, and case type on each memory stick using a permanent marker for identification).

MORNING

LECTURE

LOCATION: LEVEL 4 - ROOM 4C-2

COURSE – A101

TOPIC – ACCREDITATION

Accreditation Workshop



Bradley J. Olson, DDS

8:00 a.m. – 11:00 a.m.
CE Units: 3.0L
AGD Subject Code: 780

All Attendees

Foundational

Clinical

Accreditation Required

Educational Objectives:

1. Become familiar with the requirements for AACD Accreditation
2. See examples of Accreditation cases
3. Understand why a credential in cosmetic dentistry is desirable

KICK OFF AACD 2013 SEATTLE WITH A LITTLE ROCK'N ROLL



MORNING

LECTURE

LOCATION: LEVEL 6 - ROOM 607

COURSE – A102

TOPIC – ACCREDITATION

Laboratory Technician Accreditation Workshop



Dwight Rickert, CDT

9:00 a.m. – 11:00 a.m.
CE Units: 2.0L
AGD Subject Code: 780

Lab Tech

Foundational

Clinical

Accreditation Required

Educational Objectives:

1. Become familiar with the AACD Accreditation protocol as it relates to laboratory technicians
2. See examples of successful and unsuccessful Accreditation cases
3. Understand why achieving a credential in cosmetic dentistry as a laboratory technician is desirable and in such demand

AFTERNOON

LECTURE

LOCATION: LEVEL 4 - ROOM 4C-2

COURSE – A103

TOPIC – ACCREDITATION

Criteria Workshop



Bradley J. Olson, DDS

12:30 p.m. – 2:30 p.m.
CE Units: 2.0L
AGD Subject Code: 780

All Attendees

Foundational

Clinical

Accreditation Required

Educational Objectives:

1. Become familiar with the criteria used in Accreditation examinations
2. See dentistry examples that satisfy or fall short of the criteria
3. Understand the relationship between Accreditation criteria and excellence in cosmetic dentistry

AFTERNOON

LECTURE

LOCATION: LEVEL 6 - ROOM 6A-C

COURSE – L125

TOPIC – PERIO RESTORATIVE

**The Role of TEAM in Reconstructive Esthetic Dentistry:
A Defined Algorithm for Success**



David Garber, DMD
Maurice Salama, DMD

3:00 p.m. – 6:00 p.m.
CE Units: 3.0L
AGD Subject Code: 610

All Attendees

Foundational

Clinical

Educational Objectives:

1. Learn the risk factors of anterior implant therapy
2. Learn the four most important diagnostic components leading to a successful treatment design for an esthetic restoration
3. Learn how and when to successfully incorporate minimally invasive protocols

Exhibit Hall Social

BROUGHT TO YOU BY
Rosemont Media

THURSDAY
5:30 - 7pm

APRIL
25

Stop by our booth for a
FREE DRINK TICKET
Booth 914



AACD American Academy
of Cosmetic Dentistry
CORPORATE MEMBER

RESPONSIVE WEBSITE DESIGN • SEARCH ENGINE OPTIMIZATION • CONTENT MARKETING • MEDIA BUYING



Call Today
800.491.8623

1010 Turquoise Street, Suite 301, San Diego, CA 92109 • Ph. 800.491.8623
www.rosemontmedia.com • info@rosemontmedia.com • www.facebook.com/rosemontmedia



MORNING

TOPIC	LOCATION	TIME	COURSE/SPEAKER/PAGE
Self Improvement	Level 6 - Room 6A-C	8:00 a.m. – 9:00 a.m.	Course L200 – Brown – page 32
Esthetics	Level 4 - Room 4C-2	9:15 a.m. – 5:30 p.m.	Course L210 – Spear – page 32
Implants	Level 4 - Room 4C-4	9:15 a.m. – 12:15 p.m.	Course L211 – Little – page 32
Composites	Level 4 - Room 4C-3	9:15 a.m. – 12:15 p.m.	Course L212 – Jackson – page 32
Accreditation (Case Type IV)	Level 6 - Room 604	9:15 a.m. – 12:15 p.m.	Course L213 – Peyton – page 32
Sleep Apnea	Level 6 - Room 617	9:15 a.m. – 12:15 p.m.	Course L215 – Smith – page 33
Productivity	Level 3 - Room 308	9:15 a.m. – 12:15 p.m.	Course L216 – Baird – page 33
Lasers	Level 3 - Room 3B	9:15 a.m. – 12:15 p.m.	Course L217 – Lodding – page 33
Marketing	Level 6 - Room 603	9:15 a.m. – 12:15 p.m.	Course L218 – DiFrisco/ Hadley/Lewis/ Sullivan/Winans – page 33
Incisal Edge	Level 3 - Room 3A	9:15 a.m. – 12:15 p.m.	Course L219 – Cranham/Hess – page 33
Composites	Level 6 - Room 606	9:15 a.m. – 12:15 p.m.	Course L220 – Mopper – page 34
Accreditation (Case Type V)	Level 6 - Room 612	9:15 a.m. – 5:30 p.m.	Course W214 – LeSage/Milnar – page 34 (course breaks for lunch)
Composites	Level 6 - Room 618	9:15 a.m. – 12:15 p.m.	Course W250 – McLaren – page 34
Composites	Level 6 - Room 607	9:15 a.m. – 12:15 p.m.	Course W251 – Sesemann – page 34
Composites	Level 6 - Room 608	9:15 a.m. – 12:15 p.m.	Course W252 – Fahl – page 35
Composites	Level 4 - Room 4C-1	9:15 a.m. – 12:15 p.m.	Course W254 – Willhite – page 35
Bonding	Level 4 - Room 401	9:15 a.m. – 12:15 p.m.	Course W255 – Koczarski – page 35
Veneers	Level 6 - Room 613	9:15 a.m. – 12:15 p.m.	Course W256 – Lampl – page 35
Temporization	Level 3 - Room 310	9:15 a.m. – 12:15 p.m.	Course WL253 – Mechanic – page 36

Free Textbook to First 100 Visitors - Booth #439

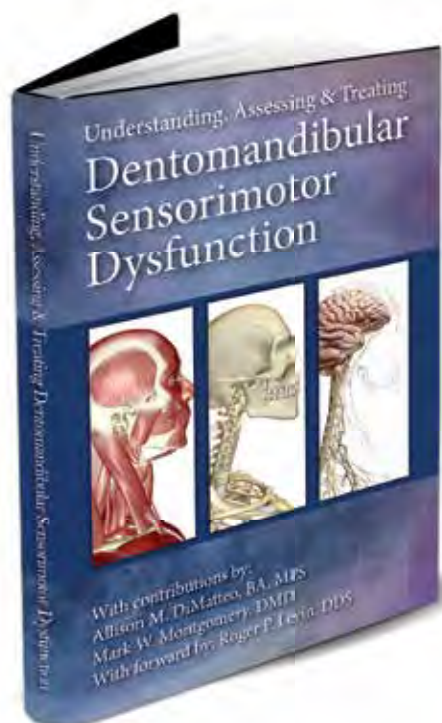
Dental Headache Care

No Needles, No Drugs, No Pain

**Proven New System of Elite Sports Medicine Technologies; Now FDA
Cleared for Advanced Dental Care for 80 Million Symptomatic U.S. Patients**

Untreated dental forces cause symptoms of TMJ/D, chronic headache, migraine and tinnitus. TruDenta enables dentists to objectively diagnose and predictably treat the 80 million Americans affected by these conditions with **NO NEEDLES, DRUGS, PAIN** or permanent orthotic.

About 20% of your current patients are symptomatic, and new patients are referred from dentists and MDs. Hundreds of general practice dentists, orthodontists, prosthodontists in 46 U.S. states are now helping more patients with TruDenta. A complete system of patented technologies, training at major dental schools with CE, and marketing/implementation support.



176 Pages, Color, Hardbound

Roger P. Levin, DDS

"Readers begin to realize the role of dentistry in conservatively treating this disorder, and the rationale for the development and use of the TruDenta system."

Richard Wright, DDS

"This is one of the most significant shifts in my thinking and it alone is worth the purchase price."

Joe Harris, DMD

"The therapies are not new, but the organization and follow through, integrating the dental component of occlusion, have given relief and benefit to virtually everyone we have treated."

Mark W. Montgomery, DMD

"TruDenta brings new hope for patients suffering from the many maladies associated with these pervasive problems. This system is truly the missing link in dental medicine today."

Ronald Ritsco, DMD, MS, PA, FACE


"Using the TruDenta system, dentists can provide exceptional care by delivering an objective, visually engaging diagnosis and offering scientifically proven, systematic and predictable treatments for patients suffering with the symptoms of dentomandibular sensorimotor dysfunction."

Go to www.DRSdoctor.com to see dozens of doctor, team member and patient video testimonials. Visit http://en.wikipedia.org/wiki/Dentomandibular_Sensorimotor_Dysfunction to learn more.



Booth #439

855-770-4002 www.DRSdoctor.com



AFTERNOON

TOPIC	LOCATION	TIME	COURSE/SPEAKER/PAGE
Accreditation Written Examination	Sheraton Metropolitan Ballroom	1:00 p.m. – 5:00 p.m.	Course A200 and A201 – page 36
Veneers	Exhibit Hall - Theater	1:15 p.m. – 1:45 p.m.	Course MP001– Trinkner – page 38
Implants	Exhibit Hall - Theater	2:00 p.m. – 2:30 p.m.	Course MP002 – Voller – page 38
Smile Design	Level 6 - Room 603	2:30 p.m. – 5:30 p.m.	Course L225 – Koczarski – page 36
Photography	Level 3 - Room 3B	2:30 p.m. – 5:30 p.m.	Course L226 – Magnuson – page 36
Endodontics	Level 6 - Room 604	2:30 p.m. – 5:30 p.m.	Course L227 – Salehrabi – page 36
Accreditation (Case Type III)	Level 4 - Room 4C-3	2:30 p.m. – 5:30 p.m.	Course L228 – Bakeman – page 37
Orthodontics	Level 6 - Room 617	2:30 p.m. – 5:30 p.m.	Course L229 – Eshom/Feck/Taylor – page 37
Smile Transformation	Level 4 - Room 4C-4	2:30 p.m. – 5:30 p.m.	Course L230 – Kim/Rosenthal – page 37
Marketing and Branding	Level 3 - Room 308	2:30 p.m. – 5:30 p.m.	Course L231 – DiFrisco – page 37
Materials	Level 3 - Room 3A	2:30 p.m. – 5:30 p.m.	Course L232 – Graham/Latta – page 38
Patient Education	Level 6 - Room 606	2:30 p.m. – 5:30 p.m.	Course L233 – Murphy – page 38
Composites	Level 6 - Room 607	2:30 p.m. – 5:30 p.m.	Course W260 – Sesemann – page 38
Composites	Level 6 - Room 608	2:30 p.m. – 5:30 p.m.	Course W261 – Fahl – page 38
Temporization	Level 3 - Room 310	2:30 p.m. – 5:30 p.m.	Course WL262 – Mechanic – page 40
Composites	Level 4 - Room 401	2:30 p.m. – 5:30 p.m.	Course W263 – Weston – page 39
Veneers	Level 4 - Room 4C-1	2:30 p.m. – 5:30 p.m.	Course W264 – Chan – page 39
Incisal Edge	Level 6 - Room 609	2:30 p.m. – 5:30 p.m.	Course W265 – Cranham/Hess – page 39
Removable Prosthodontics	Level 6 - Room 616	2:30 p.m. – 5:30 p.m.	Course W266– Nosti – page 39
Veneers	Level 6 - Room 613	2:30 p.m. – 5:30 p.m.	Course W267 – Lampl – page 40
Temporaries	Level 6 - Room 618	2:30 p.m. – 5:30 p.m.	Course W268 – Hollar – page 40
Orthodontics	Exhibit Hall - Theater	2:45 p.m. – 4:00 p.m.	Course L234 – Nash/Qureshi/Russell – page 40

The **future** of composite **technology.**

Available **now!**



Faster *posterior composites* without compromise!

- **Fast & deep cure** for placement up to 4 mm due to Ivocerin™ light initiator
- **Low shrinkage** and low shrinkage stress for superior margins
- **Sculptable consistency** with extended working time



Tetric EvoCeram® Bulk Fill
Nano-Hybrid Composite with Ivocerin™

Get your **FREE SAMPLE!**
ivoclarvivadent.us/tetric

100% CUSTOMER SATISFACTION
GUARANTEED!



ivoclarvivadent.com

Call us toll free at 1-800-533-6825 in the U.S., 1-800-263-8182 in Canada.
© 2013 Ivoclar Vivadent, Inc. Ivocerin is a trademark of Ivoclar Vivadent. Ivoclar Vivadent
and Tetric EvoCeram are registered trademarks of Ivoclar Vivadent, Inc.

**ivoclar
vivadent®**
passion vision innovation



THURSDAY MORNING GENERAL SESSION: COURSE L200

WE CAN HELP YOU REACH YOUR POTENTIAL—EVEN BEYOND DENTISTRY

LOCATION: LEVEL 6 - ROOM 6A-C

Come be inspired by Dr. Brené Brown, research professor and writer at the University of Houston Graduate College of Social Work. She has spent the last 12 years studying vulnerability, courage and authenticity.

She writes, “If we want to change the way we live, love, parent, teach, lead organizations, and build communities, we have to start with a conversation about vulnerability—and this is where our story begins.”

Let this be where YOUR story begins and join us for what will be an amazing Thursday!



ALL DAY

LECTURE

LOCATION: LEVEL 4 - ROOM 4C-2

COURSE – L210

TOPIC – ESTHETICS

A Systematic Approach to Achieving Esthetic Excellence in Patients with Anterior Esthetic Challenges



Frank Spear, DDS, MSD

9:15 a.m. – 5:30 p.m.

CE Units: 6.0L

AGD Subject Code: 610

All Attendees

Foundational

Clinical

Educational Objectives:

1. Learn what decisions must be made, and the specific order on how to make them for patients with significant anterior esthetic deformities
2. Learn treatment options to be considered to resolve these deformities, including orthodontics, periodontics, oral surgery, or prosthodontics
3. Learn how to use unconventional approaches to resolve some of these dilemmas

MORNING

LECTURE

LOCATION: LEVEL 4 - ROOM 4C-4

COURSE – L211

TOPIC – IMPLANTS

Implant Dentistry...Enhancing Diagnosis, Case Acceptance, and Restorative Outcomes Using the Latest Technology



David Little, DDS

9:15 a.m. – 12:15 p.m.

CE Units: 3.0L

AGD Subject Code: 690

All Attendees

Foundational

Clinical

Educational Objectives:

1. Understand diagnosis and treatment planning using CBCT and planning software for single tooth to full arch
2. Learn case acceptance techniques and how to attract implant patients
3. Learn restorative techniques including immediate provisionalization, impression, and final prosthetic delivery

Dr. Little receives an honorarium for Dentsply, Heraeus, Kerr, 3M and Deka.

MORNING

LECTURE

LOCATION: LEVEL 4 - ROOM 4C-3

COURSE – L212

TOPIC – COMPOSITES

Class II Composites: Practical Science, Predictable Success



Ronald Jackson, DDS

9:15 a.m. – 12:15 p.m.

CE Units: 3.0L

AGD Subject Code: 697

All Attendees

Foundational

Clinical

Educational Objectives:

1. To review current adhesives and matricing techniques for placing Class II composite restorations
2. To understand the science and technology of new posterior composite materials and systems
3. To appreciate the value and time savings of placing posterior restorations using bulk fill technology

Dr. Jackson is a consultant for Kerr Corp. and Ivoclar Vivadent. He also receives financial or material support from Kerr.

MORNING

LECTURE

LOCATION: LEVEL 6 - ROOM 604

COURSE – L213

TOPIC – ACCREDITATION (CASE TYPE IV)

Accreditation Case Type IV Lecture



James Peyton, DDS

9:15 a.m. – 12:15 p.m.

CE Units: 3.0L

AGD Subject Code: 730

Dentist

Foundational

Clinical

Accreditation Recommended

Educational Objectives:

1. Learn a step-by-step technique to layer a composite restoration
2. Tips to practice techniques on stone models and typodonts to allow the participant to practice the techniques prior to the clinical appointment
3. Learn a predictable technique to contour and polish a composite restoration that disappears into the natural tooth

Disclaimer: The American Board of Cosmetic Dentistry® does not endorse any particular clinical technique or style, nor does it endorse particular products or materials. It is acknowledged that Accreditation success is not dependent on the technique or the materials used, but on the excellence of the final result.

MORNING

LECTURE

LOCATION: LEVEL 6 - ROOM 617

COURSE – L215

TOPIC – SLEEP APNEA

Sleeping with the Enemy**B. Kent Smith, DDS**

9:15 a.m. – 12:15 p.m.

CE Units: 3.0L

AGD Subject Code: 160

All Attendees

Foundational

Clinical

Educational Objectives:

1. Learn the functions of sleep
2. Discover the sequela of disturbed sleep
3. Realize the dental team's role in providing better sleep

MORNING

LECTURE

LOCATION: LEVEL 3 - ROOM 308

COURSE – L216

TOPIC – PRODUCTIVITY

Productivity – It's Not By Chance**Bruce Baird, DDS**

9:15 a.m. – 12:15 p.m.

CE Units: 3.0L

AGD Subject Code: 557

All Attendees

Foundational

Non-Clinical

Educational Objectives:

1. Learn a strategic plan for profitability that works in your practice
2. Learn how to get patients to say "yes" to comprehensive dentistry
3. Learn how to schedule for productivity, not for time

Dr. Baird is an owner of Productive Dentist Academy and a shareholder at Comprehensive Finance.

MORNING

LECTURE

LOCATION: LEVEL 3 - ROOM 3B

COURSE – L217

TOPIC – LASERS

The Rock and Role Laser Hygiene**Stephanie Lodding, RDH**

9:15 a.m. – 12:15 p.m.

CE Units: 3.0L

AGD Subject Code: 497

Hygienist

Advanced

Clinical

Educational Objectives:

1. Learn about lasers in the hygiene department and how they can help achieve better results with periodontal therapy
2. Understand how lasers can prevent your patients from getting sick and even help save their lives
3. Receive a step-by-step plan on how to use the laser and how to implement a periodontal therapy plan

Ms. Lodding is a consultant and receives an honorarium from Dental Photonics and is a consultant for Dental Photonics.

MORNING

LECTURE

LOCATION: LEVEL 6 - ROOM 603

COURSE – L218

TOPIC – MARKETING

What Successful Dental Marketers Know (And What You Should, Too!)**Michael DiFrisco, moderator****Jack Hadley****Guy Lewis, DDS****John Sullivan, DDS****Xaïa Winans**

9:15 a.m. – 12:15 p.m.

CE Units: 3.0L

AGD Subject Code: 557

All Attendees

Foundational

Non-Clinical

Educational Objectives:

1. Discover how some of the most successful dentists and dental marketers, in any economic environment, have cost-effectively attracted more patients, gained more referrals, and built customer loyalty
2. Learn no-nonsense tactics to develop advertising that delivers tangible results, plus use social media to create a free patient retention tool
3. Discover the hard-earned secrets of today's most successful dentists and dental marketers whether you want to attract patients in a small town, a big city, only... in virtually any market

Dr. Sullivan receives an honorarium from Shofu and other financial or material support from Heraeus.

MORNING

LECTURE

LOCATION: LEVEL 3 - ROOM 3A

COURSE – L219

TOPIC – INCISAL EDGE

*A Tale of 2 Dimensions: Are Your Incisal Edges Esthetically and Functionally Correct?*Supported by Dental Arts Laboratories, Inc. and Whip Mix**John Cranham, DDS****Leonard Hess, DDS**

9:15 a.m. – 12:15 p.m.

CE Units: 3.0L

AGD Subject Code: 734

All Attendees

Intermediate

Clinical

Educational Objectives:

1. Understand where to place mandibular and maxillary incisal edges both vertically and horizontally
2. Understand the esthetic functions related to incisal edge position
3. Learn how incisal edge position relates to anterior guidance and envelope of function



MORNING

LECTURE

LOCATION: LEVEL 6 - ROOM 606

COURSE – L220

TOPIC – COMPOSITES

Catch the Composite Wave and Surf Its Potential!

Supported by Cosmedent, Inc.



K. William (Buddy) Mopper, DDS

9:15 a.m. – 12:15 p.m.

CE Units: 3.0L

AGD Subject Code: 254

All Attendees

Foundational

Clinical

Educational Objectives:

1. Learn why superior bonding is a necessity in any esthetic practice and what different materials bring to your overall esthetic and functional results
2. Learn why microfills, microhybrids, and nanofills are necessary for certain procedures
3. Understand the necessity for proper opaquing and tinting as well as finishing and polishing

MORNING

HANDS-ON WORKSHOP

LOCATION: LEVEL 6 - ROOM 612

COURSE – W214

TOPIC – ACCREDITATION (CASE TYPE V)

Accreditation Case Type V Hands-On Workshop

Attendance limited to 50

Equipment and materials supported by Bisco Dental Products



Brian LeSage, DDS

Frank Milnar, DDS

9:15 a.m. – 5:30 p.m.

CE Units: 6.0P

AGD Subject Code: 730

Course breaks for lunch 12:15 p.m. – 2:30 p.m.

Dentist

Lab Tech

Advanced

Clinical

Accreditation Recommended

Educational Objectives:

1. Use a unique model to train and calibrate your visual perception of polychromaticity, incisal halo, and incisal effects that need to be replicated
2. Learn to use the model as your guide to mirror line angles, outline form, primary, secondary, and tertiary anatomy
3. Special session time will be allocated to finishing and polishing of composites

Disclaimer: The American Board of Cosmetic Dentistry® does not endorse any particular clinical technique or style, nor does it endorse particular products or materials. It is acknowledged that Accreditation success is not dependent on the technique or the materials used, but on the excellence of the final result.

MORNING

HANDS-ON WORKSHOP

LOCATION: LEVEL 6 - ROOM 618

COURSE – W250

TOPIC – COMPOSITES

Composite Layering Workshop:

Indirect and Semi-Direct Techniques

Supported by Heraeus

Attendance limited to 48



Ed McLaren, DDS

9:15 a.m. – 12:15 p.m.

CE Units: 3.0P

AGD Subject Code: 254

Dentist

Lab Tech

Foundational

Clinical

Educational Objectives:

1. Learn to use individual characterization to create esthetic natural looking restorations
2. Learn to layer and achieve the correct color and ideal translucency
3. Learn finishing techniques, definitive shaping, texturizing, and final polishing

MORNING

HANDS-ON WORKSHOP

LOCATION: LEVEL 6 - ROOM 607

COURSE – W251

TOPIC – COMPOSITES

Direct Posterior Composites:

Balancing Efficiency and Long-Term Performance

Supported by Ivoclar Vivadent, Inc.

Attendance limited to 50



Michael R. Sesemann, DDS

9:15 a.m. – 12:15 p.m.

CE Units: 3.0P

AGD Subject Code: 255

Repeated Thursday, 2:30 p.m. – 5:30 p.m. · W260

Dentist

Intermediate

Clinical

Educational Objectives:

1. To understand proper adhesion protocol and application techniques
2. To understand the spectrum of indications for bulk-fill resin composite materials
3. To understand proper placement techniques to achieve optimum contacts and anatomy

MORNING HANDS-ON WORKSHOP

LOCATION: LEVEL 6 - ROOM 608**COURSE – W252****TOPIC – COMPOSITES*****Class IV Restorations 2 Ways***Supported by Tokuyama Dental America

Attendance limited to 50

**Newton Fahl, Jr. DDS, MS**

9:15 a.m. – 12:15 p.m.

CE Units: 3.0P

AGD Subject Code: 254

Repeated Thursday, 2:30 p.m. – 5:30 p.m. · W261

Dentist

Advanced

Clinical

Educational Objectives:

1. Learn how to complete simple and more elaborate layering to achieve equally great esthetic results
2. Deal with color and anatomical challenges: finishing a Class IV to blend in seamlessly
3. Complete two contiguous Class IV restorations in one shot with exceptional proximal contacts

MORNING HANDS-ON WORKSHOP

LOCATION: LEVEL 4 - ROOM 4C-1**COURSE – W254****TOPIC – COMPOSITES*****Let Microfill Make You a Better Esthetic Dentist***Supported by Cosmedent, Inc.

Attendance limited to 50

**Corky Willhite, DDS**

9:15 a.m. – 12:15 p.m.

CE Units: 3.0P

AGD Subject Code: 254

Dentist

Foundational

Clinical

Educational Objectives:

1. Understand how microfill is different from other types of composite
2. Learn how to use microfill in restorations to improve the esthetics and maintain functional longevity
3. Use a simple hands-on technique to master the ability to create a predictable and incredible polish

MORNING HANDS-ON WORKSHOP

LOCATION: LEVEL 4 - ROOM 401**COURSE – W255****TOPIC – BONDING*****Indirect Posterior Inlay/Onlay Restoration Using Lave Ultimate CAD/CAM Restorative Material***Supported by 3M ESPE Dental Products

Attendance limited to 34

**Michael Koczarski, DDS**

9:15 a.m. – 12:15 p.m.

CE Units: 3.0P

AGD Subject Code: 250

Dentist

Advanced

Clinical

Educational Objectives:

1. Understand the decision tree in the diagnosis and treatment of posterior direct and indirect restorations
2. Understand the criteria for the selection of indirect restorative materials to be used in the posterior sextant
3. Understand the isolation, bonding, and seating protocol for the placement of single to multiple posterior indirect restorations

MORNING HANDS-ON WORKSHOP

LOCATION: LEVEL 6 - ROOM 613**COURSE – W256****TOPIC – VENEERS*****Innovative Minimally Invasive******Direct Veneers for Today's Practice***Supported by Ultradent Products, Inc.

Attendance limited to 50

**Stephan Lampl, DMD**

9:15 a.m. – 12:15 p.m.

CE Units: 3.0P

AGD Subject Code: 780

Repeated Thursday, 2:30 p.m. – 5:30 p.m. · W267

Dentist

Advanced

Clinical

Educational Objectives:

1. Explore advanced knowledge in the field of aesthetic treatments
2. Identify and fulfill patient needs, boost elective treatment within the practice, and maximize business through the application of conservative techniques while maintaining strict ethical behavior
3. Gain a high level of competence in various kinds of direct and indirect adhesive procedures, from planning, to the realization of the treatment



MORNING

HANDS-ON WORKSHOP

LOCATION: LEVEL 3 - ROOM 310

COURSE – WL253

TOPIC – TEMPORIZATION

Artistic Smile Design: Facial Changes Through Temporization

Supported by DMG America

Attendance limited to 30



Elliot Mechanic, DDS BSc

9:15 a.m. – 12:15 p.m.

CE Units: 3.0P

AGD Subject Code: 610

Repeated Thursday, 2:30 p.m. – 5:30 p.m. · WL262

Dentist

Dental Assistant

Foundational

Clinical

Educational Objectives:

1. Understand the principles of artistic smile design and the role of provisional restoration as a prototype
2. Learn smile design alteration through artistic temporization and the modifications necessary to achieve desired facial changes
3. Understand impression taking, bite registration, and bite adjustment

AFTERNOON

EXAMINATION

LOCATION: SHERATON METROPOLITAN BALLROOM

COURSE – A200 · A201

TOPIC – ACCREDITATION

Accreditation Written Examination

Attendance limited to dentists and laboratory technicians

1:00 p.m. – 5:00 p.m.

Dentist

Lab Tech

Accreditation Required

The Accreditation Written Examination challenges each individual's knowledge in the foundational aspects of cosmetic dentistry. Dentists and laboratory technicians well-versed in all phases of cosmetic dentistry are expected to successfully complete this first step in the Accreditation process. Failure to pass the written examination indicates further education would be beneficial prior to attempting the clinical cases. The following requirement must be met to register for the written examination:

1. Applications, along with all applicable fees paid, must be submitted, prior to the application deadline and prior to taking the written examination.

Pre-registration for the written examination is required.

To register in Seattle, please visit the AACD Registration Desk.

Applications will be accepted prior to 10:00 a.m. the morning of the written examination (Thursday, April 25). Please arrive early, as the written examination begins promptly at 1:00 p.m.

AFTERNOON

LECTURE

LOCATION: LEVEL 6 - ROOM 603

COURSE – L225

TOPIC – SMILE DESIGN

Designing the Perfect Smile



Michael Koczarski, DDS

2:30 p.m. – 5:30 p.m.

CE Units: 3.0L

AGD Subject Code: 780

All Attendees

Foundational

Clinical

Educational Objectives:

1. Learn to evaluate the entire smile from the outside in
2. Understand what can and cannot be corrected and effectively communicate this to your patient
3. Learn how to deliver your promise

AFTERNOON

LECTURE

LOCATION: LEVEL 3 - ROOM 3B

COURSE – L226

TOPIC – PHOTOGRAPHY

Photography Lecture for Accreditation Documentation



Brett Magnuson, DMD

2:30 p.m. – 5:30 p.m.

CE Units: 3.0L

AGD Subject Code: 562

Recommended lecture for workshop W312 or W326

Dentist

Lab Tech

Advanced

Non-Clinical

Accreditation Recommended

Educational Objectives:

1. Learn photography basics and equipment options
2. Learn how to perfect images for the AACD Accreditation photography series
3. Manage RAW images, conversion to JPEG, and create an AACD PowerPoint® presentation for mentor communication

AFTERNOON

LECTURE

LOCATION: LEVEL 6 - ROOM 604

COURSE – L227

TOPIC – ENDODONTICS

Endodontic Diagnosis and Treatment Planning: "Knowing What to do When and Why?"



Robert Salehrabi, DDS

2:30 p.m. – 5:30 p.m.

CE Units: 3.0L

AGD Subject Code: 070

Dentist

Foundational

Clinical

Educational Objectives:

1. How to unravel the "toothache headache"
2. How to choose endo vs. implant
3. How to decide nonsurgical vs. surgical endodontic retreatment

AFTERNOON

LECTURE

LOCATION: LEVEL 4 - ROOM 4C-3**COURSE – L228****TOPIC – ACCREDITATION – (CASE TYPE III)*****Replacing a Missing Tooth in the Esthetic Zone – A Focus on AACD Accreditation Case Type III*****Betsy Bakeman, DDS**

2:30 p.m. – 5:30 p.m.

CE Units – 3.0L

AGD Code: 780

Dentist

Lab Tech

Intermediate

Clinical

Accreditation Recommended

Educational Objectives:

1. Understand the importance of properly evaluating and managing tissue architecture when replacing a missing tooth in the esthetic zone
2. Learn why proper case selection is dependent to achieving ideal results
3. Understand the critical evaluation criteria to master for successful execution of Case Type III

Disclaimer: The American Board of Cosmetic Dentistry® does not endorse any particular clinical technique or style, nor does it endorse particular products or materials. It is acknowledged that Accreditation success is not dependent on the technique or the materials used, but on the excellence of the final result.

AFTERNOON

LECTURE

LOCATION: LEVEL 6 - ROOM 617**COURSE – L229****TOPIC – ORTHODONTICS*****Orthodontic Choices for the Cosmetic/General Practice Office*****David Eshom, DDS****Anthony Feck, DDS****Jeffery Taylor, DDS**

2:30 p.m. – 5:30 p.m.

CE Units: 3.0L

AGD Subject Code: 370

All Attendees

Foundational

Clinical

Educational Objectives:

1. Know the potential for orthodontic treatment in your practice
2. Know the orthodontic treatment systems available to the cosmetic/general practice practitioner
3. Determine whether incorporating orthodontic treatment makes sense in your practice

Dr. Taylor is a consultant/speaker for Progressive Orthodontic Seminars.

AFTERNOON

LECTURE

LOCATION: LEVEL 4 - ROOM 4C-4**COURSE – L230****TOPIC – SMILE TRANSFORMATION*****Smile Transformation Often Equals Facial Transformation*****Jason Kim, CDT****Larry Rosenthal, DDS**

2:30 p.m. – 5:30 p.m.

CE Units: 3.0L

AGD Subject Code: 780

All Attendees

Intermediate

Clinical

Educational Objectives:

1. Understand proper case selection...(interdisciplinary treatment plan options)
2. Understand technique considerations in provisional design (patient/doctor/laboratory communication)
3. Learn how to simplify clinical aesthetic design from color, shape to occlusion

AFTERNOON

LECTURE

LOCATION: LEVEL 3 - ROOM 308**COURSE – L231****TOPIC – MARKETING AND BRANDING*****The Power of R.A.D.I.C.A.L. Branding: Growing Your Practice by Being Radical*****Michael DiFrisco**

2:30 p.m. – 5:30 p.m.

CE Units: 3.0L

AGD Subject Code: 561

All Attendees

Intermediate

Non-Clinical

Educational Objectives:

1. Understand the critical role personal and professional branding plays as a necessary prerequisite for ANY marketing efforts
2. Discover how having fun, being different, and getting noticed is a radical branding strategy that spawns buzz, press, and other forms of public notice and word-of-mouth notoriety
3. Learn seven in-class exercises to develop your radical dental brand



AFTERNOON

LECTURE

LOCATION: LEVEL 3 - ROOM 3A

COURSE – L232

TOPIC – MATERIALS

State of the Art Restorative Dentistry – Science and Practice

Supported by Shofu Dental



Lou Graham, DDS
Mark Latta, DMD

2:30 p.m. – 5:30 p.m.

CE Units: 3.0L

AGD Subject Code: 250

All Attendees

Foundational

Clinical

Educational Objectives:

1. Learn the importance of light curing, the most common ways to secure the best bond strengths, and why bonding is more than just applying a liquid
2. Learn about the latest flowables —why this category truly is expanding to make our restorations easier with far better results—and how bulk fill products fit in your practice
3. Observe clinical examples of the latest materials to simplify your daily composite restorations, and how newer technologies have made bio-active restorative materials to help prevent caries

AFTERNOON

LECTURE

LOCATION: LEVEL 6 - ROOM 606

COURSE – L233

TOPIC – PATIENT EDUCATION

Beyond Insurance; Helping Patients WANT What We Know They Need!

Supported by MicroDental Laboratories



Mark Murphy, DDS, BS

2:30 p.m. – 5:30 p.m.

CE Units: 3.0L

AGD Subject Code: 557

All Attendees

Intermediate

Non-Clinical

Educational Objectives:

1. Be able to educate patients about the true role of dental insurance
2. Create a value proposition for optimal dental care and treatment
3. Strengthen verbal skills needed to provide optimal dental treatment

AFTERNOON

LECTURE

LOCATION: EXHIBIT HALL - EDUCATIONAL THEATER

COURSE – MP001

TOPIC – VENEERS

How to Provide Veneers on a Budget



Thomas Trinkner, DDS

1:15 p.m. – 1:45 p.m.

CE Units: 0.5L

AGD Subject Code: 783

All Attendees

Foundational

Clinical

Educational Objectives:

1. Learn to look for cases that fit the criteria
2. Understand quick steps to provide veneers in one hour
3. Use this technique as a platform for referrals

AFTERNOON

LECTURE

LOCATION: EXHIBIT HALL - EDUCATIONAL THEATER

COURSE – MP002

TOPIC – IMPLANTS

Anterior Implant Soft and Hard Tissue Esthetics



Ray Voller, DMD

2:00 p.m. – 2:30 p.m.

CE Units: 0.5L

AGD Subject Code: 690

All Attendees

Advanced

Clinical

Educational Objectives:

1. Learn to simplify restorative esthetics on anterior implant restorations
2. Understand procedures to help you gain confidence handling soft tissue around implants

AFTERNOON

HANDS-ON WORKSHOP

LOCATION: LEVEL 6 - ROOM 607

COURSE – W260

TOPIC – COMPOSITES

Direct Posterior Composites: Balancing Efficiency and Long-Term Performance

Supported by Ivoclar Vivadent, Inc.

Attendance limited to 50



Michael R. Sesemann, DDS

2:30 p.m. – 5:30 p.m.

CE Units: 3.0P

AGD Subject Code: 255

Repeated Thursday, 9:15 a.m. – 12:15 p.m. · W251

Dentist

Intermediate

Clinical

Educational Objectives:

1. To understand proper adhesion protocol and application techniques
2. To understand the spectrum of indications for bulk-fill resin composite materials
3. To understand proper placement techniques to achieve optimum contacts and anatomy

AFTERNOON

HANDS-ON WORKSHOP

LOCATION: LEVEL 6 - ROOM 608

COURSE – W261

TOPIC – COMPOSITES

Class IV Restorations 2 Ways

Supported by Tokuyama Dental America

Attendance limited to 50



Newton Fahl, Jr., DDS, MS

2:30 p.m. – 5:30 p.m.

CE Units: 3.0P

AGD Subject Code: 254

Repeated Thursday, 9:15 a.m. – 12:15 p.m. · W252

Dentist

Advanced

Clinical

Educational Objectives:

1. Learn how to complete simple and more elaborate layering to achieve equally great esthetic results
2. Deal with color and anatomical challenges: finishing a Class IV to blend in seamlessly
3. Complete two contiguous Class IV restorations in one shot with exceptional proximal contacts

AFTERNOON

HANDS-ON WORKSHOP

LOCATION: LEVEL 4 - ROOM 401**COURSE – W263****TOPIC – COMPOSITES*****Creating AACD Quality Success with New Restorative Materials and Simple Techniques***Supported by 3M ESPE Dental Products

Attendance limited to 34

**John Weston, DDS**

2:30 p.m. – 5:30 p.m.

CE Units: 3.0P

AGD Subject Code: 250

Dentist

Advanced

Clinical

Educational Objectives:

1. Learn key considerations for creating life-like anterior and posterior restorations
2. Understand and fabricate the tools for a fast learning curve
3. Learn simplified, predictable finishing and polishing techniques for brilliant results

AFTERNOON

HANDS-ON WORKSHOP

LOCATION: LEVEL 4 - ROOM 4C-1**COURSE – W264****TOPIC – VENEERS*****The 3 Cs of Composite Veneers, Color+Contour+Creativity =Gorgeous Composite Veneers***Supported by Cosmedent, Inc.

Attendance Limited to 50

**David Chan, DMD**

2:30 p.m. – 5:30 p.m.

CE Units: 3.0P

AGD Subject Code: 780

Dentist

Foundational

Clinical

Educational Objectives:

1. Understand the fundamentals of how to layer composite “sashimi style” in anterior veneer cases
2. Learn simple creative techniques to emulate natural incisal translucency
3. Achieve predictable contouring, finishing and polishing techniques for optimal esthetics

AFTERNOON

HANDS-ON WORKSHOP

LOCATION: LEVEL 6 - ROOM 609**COURSE – W265****TOPIC – INCISAL EDGE*****Lost in Translation? Communicating Incisal Edge Position with Your Laboratory***Supported by Dental Arts Laboratories, Inc. and Whip Mix

Attendance limited to 50

**John Cranham, DDS****Leonard Hess, DDS**

2:30 p.m. – 5:30 p.m.

CE Units: 3.0P

AGD Subject Code: 784

Dentist

Lab Tech

Intermediate

Clinical

Educational Objectives:

1. Learn how to communicate 3D diagnostics with the laboratory
2. Decide what material will provide esthetic and functional success
3. Understand the necessary tools to make adequate preparation reduction stents

AFTERNOON

HANDS-ON WORKSHOP

LOCATION: LEVEL 6 - ROOM 616**COURSE – W266****TOPIC – REMOVABLE PROSTHODONTICS*****Esthetic Smile Design for Dentures***Supported by Ivoclar Vivadent, Inc.

Attendance limited to 50

**John Nosti, DDS**

2:30 p.m. – 5:30 p.m.

CE Units: 3.0P

AGD Subject Code: 670

Dentist

Lab Tech

Intermediate

Clinical

Educational Objectives:

1. Use the smile design kit components to facilitate communication for proper positioning and selection of anterior teeth using patient specific criteria
2. Experience hands-on positioning and characterization of the maxillary anterior denture teeth
3. Define the various occlusal scheme options and their application to dentures, natural teeth, and implant restorations



MORNING HANDS-ON WORKSHOP

LOCATION: LEVEL 6 - ROOM 613

COURSE – W267

TOPIC – VENEERS

Innovative Minimally Invasive Direct Veneers for Today's Practice

Supported by Ultradent Products, Inc.

Attendance limited to 50



Stephan Lampl, DMD

2:30 p.m. – 5:30 p.m.

CE Units: 3.0P

AGD Subject Code: 780

Repeated Thursday, 9:15 a.m. – 12:15 p.m. · W256

Dentist

Advanced

Clinical

Educational Objectives:

1. Explore advanced knowledge in the field of aesthetic treatments
2. Identify and fulfill patient needs, boost elective treatment within the practice, and maximize business through the application of conservative techniques while maintaining strict ethical behavior
3. Gain a high level of competence in various kinds of direct and indirect adhesive procedures, from planning, to the realization of the treatment

MORNING HANDS-ON WORKSHOP

LOCATION: LEVEL 6 - ROOM 618

COURSE – W268

TOPIC – TEMPORARIES

Hands-On Fabrication of Composite Temporaries

Supported by Heraeus

Attendance limited to 48



Susan Hollar, DDS

2:30 p.m. – 5:30 p.m.

CE Units: 3.0P

AGD Subject Code: 610

Dentist

Lab Tech

Foundational

Clinical

Educational Objectives:

1. Learn to create an accurate matrix from a diagnostic wax-up
2. Learn to fabricate composite temporaries from the matrix
3. Customize temporaries utilizing patient feedback and digital photography to effectively communicate with the laboratory

AFTERNOON HANDS-ON WORKSHOP

LOCATION: LEVEL 3 - ROOM 310

COURSE – WL262

TOPIC – TEMPORIZATION

Artistic Smile Design: Facial Changes Through Temporization

Supported by DMG America

Attendance limited to 30



Elliot Mechanic, DDS BSc

2:30 p.m. – 5:30 p.m.

CE Units: 3.0P

AGD Subject Code: 610

Repeated Thursday, 9:15 a.m. – 12:15 p.m. · WL253

Dentist

Dental Assistant

Foundational

Clinical

Educational Objectives:

1. Understand the principles of artistic smile design and the role of provisional restoration as a prototype
2. Learn smile design alteration through artistic temporization and the modifications necessary to achieve desired facial changes
3. Understand impression taking, bite registration, and bite adjustment

AFTERNOON LECTURE

LOCATION: EXHIBIT HALL - EDUCATIONAL THEATER

COURSE – L234

TOPIC – ORTHODONTICS

Progressive Smile Design: Concepts and Implementation Using the Inman Aligner

Supported by Inman Aligner



Ross Nash, DDS

Atif Qureshi, BDS

James Russell, BDS

2:45 p.m. – 4:00 p.m.

CE Units: 1.0L

AGD Subject Code: 370

Repeated Friday, 2:45 p.m. – 4:00 p.m. · L335

All Attendees

Foundational

Clinical

Educational Objectives:

1. Understand the concepts of progressive smile design as the key to stress-free patient lead smile design
2. Understand the basic principles and applications of the Inman Aligner in rapid tooth movement
3. Understand the implementation and marketing potential of progressive smile design

All-new AACD live education experience series

EARN
16 CE
CREDITS
PER EVENT

AACD Unplugged

Madison, WI | 2013

UPCOMING COURSE

Sept. 20-21, 2013

Porcelain Veneers:
Successful, Predictable,
Gorgeous Results

Betsy Bakeman, DDS



Attendance extremely limited.
Learn more at www.aacd.com/unplugged

*Earn 8 CE Credits per day

AACD American Academy
of Cosmetic Dentistry®

MORNING

TOPIC	LOCATION	TIME	COURSE/SPEAKER/PAGE
Inspiration	Level 6 - Room 6A-C	8:00 a.m. – 9:00 a.m.	Course L300 – Todd – page 46
Accreditation	Level 6 - Room 617	9:15 a.m. – 11:15 a.m.	Course A302 – LeSage – page 46
Interdisciplinary Dentistry	Level 4 - Room 4C-4	9:15 a.m. – 12:15 p.m.	Course L310 – Paquette/Sheets – page 46
Lasers	Level 6 - Room 604	9:15 a.m. – 12:15 p.m.	Course L311 – van As – page 46
Accreditation (Case Type II)	Level 6 - Room 603	9:15 a.m. – 12:15 p.m.	Course L313 – Sesemann – page 46
Bonding	Level 4 - Room 4C-2	9:15 a.m. – 12:15 p.m.	Course L314 – Fahl – page 47
Esthetic Dentistry	Level 6 - Room 606	9:15 a.m. – 12:15 p.m.	Course L315 – Crispin – page 47
Photography	Level 3 - Room 3B	9:15 a.m. – 12:15 p.m.	Course L316 – Goldstein – page 47
Practice Management	Level 4 - Room 4C-3	9:15 a.m. – 5:30 p.m.	Course L317 – Jameson – page 47 (breaks for lunch)
Treatment Planning	Level 3 - Room 3A	9:15 a.m. – 12:15 p.m.	Course L318 – Hess – page 48
Marketing	Level 3 - Room 308	9:15 a.m. – 12:15 p.m.	Course L319 – Blatchford – page 48
Photography	Level 6 - Room 612	9:15 a.m. – 12:15 p.m.	Course W312 – Magnuson – page 48
Materials	Level 3 - Room 310	9:15 a.m. – 12:15 p.m.	Course W350 – Ward – page 49
Composites	Level 6 - Room 608	9:15 a.m. – 12:15 p.m.	Course W351 – Milnar/ Wohlberg – page 49
Implants	Level 6 - Room 618	9:15 a.m. – 12:15 p.m.	Course W352 – Flax – page 49
Veneers	Level 4 - Room 401	9:15 a.m. – 12:15 p.m.	Course W353 – Bakeman – page 49
Composites	Level 4 - Room 4C-1	9:15 a.m. – 12:15 p.m.	Course W354 – Hartlieb – page 50
Adhesives	Level 6 - Room 609	9:15 a.m. – 12:15 p.m.	Course W355 – Koczarski – page 50
Composites	Level 6 - Room 607	9:15 a.m. – 12:15 p.m.	Course W356 – Jackson – page 50
Composites	Level 6 - Room 613	9:15 a.m. – 12:15 p.m.	Course W357 – Brucia – page 50
Bonding	Level 6 - Room 616	9:15 a.m. – 12:15 p.m.	Course W358 – Weston – page 51
Accreditation	Level 6 - Room 617	11:15 a.m. – 12:15 p.m.	Course A303 – LeSage – page 48

Be less stressed.

Be more productive.

Be more profitable.

BE MORE.

Discover your best practice with Jameson's Team of Coaching & Marketing Advisors.



*"There's no such thing as status quo. You are either choosing to go up or choosing to go down. The world and everything in it, including you and your business, are constantly moving. Let Jameson help you get your practice where you want it to be by **booking your complimentary evaluation** today. Choose to BE MORE."*

jameson

Find out more at AACD Annual Session Booth #235 | Visit www.JamesonManagement.com

AFTERNOON

TOPIC	LOCATION	TIME	COURSE/SPEAKER/PAGE
Composites	Exhibit Hall - Theater	1:15 p.m. – 1:45 p.m.	Course MP003 – Hahn – page 51
Implants	Exhibit Hall - Theater	2:00 p.m. – 2:30 p.m.	Course MP004 – Barakat – page 51
Smile Design	Level 4 - Room 4C-2	2:30 p.m. – 5:30 p.m.	Course L325 – Wells – page 51
Implants	Level 3 - Room 3B	2:30 p.m. – 5:30 p.m.	Course L327 – Leopardi – page 51
Accreditation (Case Type I)	Level 4 - Room 4C-4	2:30 p.m. – 5:30 p.m.	Course L328 – LeSage – page 52
Minimally Invasive Dentistry	Level 6 - Room 617	2:30 p.m. – 5:30 p.m.	Course L329 – Hinoura/Otsuki – page 52
Risk Management Assessment	Level 6 - Room 606	2:30 p.m. – 5:30 p.m.	Course L330 – Brady – page 52
Materials	Level 6 - Room 604	2:30 p.m. – 5:30 p.m.	Course L331 – Sorensen – page 52
Treatment Planning	Level 6 - Room 603	2:30 p.m. – 5:30 p.m.	Course L332 – Kinzer – page 53
Materials	Level 3 - Room 308	2:30 p.m. – 5:30 p.m.	Course L333 – Hewlett – page 53
Minimally Invasive Dentistry	Level 3 - Room 3A	2:30 p.m. – 5:30 p.m.	Course L334 – Kaminer – page 53
Photography	Level 6 - Room 612	2:30 p.m. – 5:30 p.m.	Course W326 – Magnuson – page 53
Veneers	Level 6 - Room 608	2:30 p.m. – 5:30 p.m.	Course W360 – Milnar/Wohlberg – page 53
Preparation Design	Level 6 - Room 618	2:30 p.m. – 5:30 p.m.	Course W361 – Bassett – page 54
Bonding	Level 4 - Room 4C-1	2:30 p.m. – 5:30 p.m.	Course W362 – Peck – page 54
Restorations	Level 4 - Room 401	2:30 p.m. – 5:30 p.m.	Course W363 – Willhite – page 54
Composites	Level 6 - Room 607	2:30 p.m. – 5:30 p.m.	Course W364 – Jackson – page 54
Adhesives	Level 6 - Room 609	2:30 p.m. – 5:30 p.m.	Course W365 – Koczarski – page 55
Composites	Level 6 - Room 616	2:30 p.m. – 5:30 p.m.	Course W366 – Marus – page 55
Orthodontics	Exhibit Hall - Theater	2:45 p.m. – 4:00 p.m.	Course L335 – Nash/Qureshi/Russell – page 55



estique^{ZFC}

Beautiful and Bold

**The evolution of
the full contour
zirconia restoration
is complete**

Cosmetic Solutions

Unique esthetic
application of a
Fluorapatite ceramic
to the facial




Barbara Warner Wojdan, CDT, AAACD
Lonnie Lee, CDT, AAACD



Nothing Compares to Knight



3659 Tampa Rd • Oldsmar, FL 34677 • 800-359-2043 • www.knightdentalgroup.com



FRIDAY MORNING GENERAL SESSION: CHARLIE TODD, IMPROV EVERYWHERE

Get energized by Friday's general session speaker, Charlie Todd, who is the founder of Improv Everywhere. A master of viral communication, Todd has been creating hilarious web videos that have gotten the attention of millions.

Learn how Todd's approach to life can help get your own creative juices flowing, inside and outside of the dental practice.



MORNING

LECTURE

LOCATION: LEVEL 6 - ROOM 617

COURSE – A302

TOPIC – ACCREDITATION

Fellowship Workshop for Accredited Members

Attendance limited to Accredited Members



Brian LeSage, DDS

9:15 a.m. – 11:15 a.m.

CE Units: 2.0L

AGD Subject Code: 130

Dentist

Lab Tech

Advanced

Clinical

Accreditation Recommended

Educational Objectives:

1. Understand Fellowship protocol
2. See examples of successful and unsuccessful Fellowship cases

MORNING

LECTURE

LOCATION: LEVEL 4 - ROOM 4C-4

COURSE – L310

TOPIC – INTERDISCIPLINARY DENTISTRY

The Empowered Team:

Simplifying the Complexities of Esthetic Treatment



**Jacinthe Paquette, DDS
Cherilyn Sheets, DDS**

9:15 a.m. – 12:15 p.m.

CE Units: 3.0L

AGD Subject Code: 780

All Attendees

Intermediate

Clinical

Educational Objectives:

1. Understand patient management importance and protocols of the esthetically motivated patient
2. Learn the preparation protocols for the indirect restorations that maximize esthetics and longevity
3. Understand the sequencing of interdisciplinary care for complex esthetic and dental implant treatments

MORNING

LECTURE

LOCATION: LEVEL 6 - ROOM 604

COURSE – L311

TOPIC – LASERS

You Light up My Life:

Lasers in Contemporary Esthetic and Implant Dentistry



Glenn van As, DMD

9:15 a.m. – 12:15 p.m.

CE Units: 3.0L

AGD Subject Code: 260

All Attendees

Foundational

Clinical

Educational Objectives:

1. Learn the four basic dental lasers that are available in dentistry and how direct and indirect restorations can be improved with diode and erbium dental lasers
2. See how magnification can improve treatment outcomes
3. Learn how soft tissue management around dental implants can be improved with lasers

Dr. van As is a consultant for AMD Dental Lasers and Global Surgical. He receives an honorarium from AMD Dentsply, Global Surgical and Miossen Implants.

MORNING

LECTURE

LOCATION: LEVEL 6 - ROOM 603

COURSE – L313

TOPIC – ACCREDITATION (CASE TYPE II)

Matching One or Two Indirect Restorations to Natural Dentition—A Focus of Accreditation Case Type II



Michael R. Sesemann, DDS

9:15 a.m. – 12:15 p.m.

CE Units: 3.0L

AGD Subject Code: 612

Dentist

Lab Tech

Foundational

Clinical

Accreditation Recommended

Educational Objectives:

1. Learn restorative team clinical techniques and tips that promote success with this type of restorative challenge
2. Identify and understand Accreditation Case Type II criteria
3. Learn factors involved with producing Accreditation level results including case selection, choice of materials, photography, and dentist/laboratory technician communication whether for Accreditation or not

Disclaimer: The American Board of Cosmetic Dentistry® does not endorse any particular clinical technique or style, nor does it endorse particular products or materials. It is acknowledged that Accreditation success is not dependent on the technique or the materials used, but on the excellence of the final result.

MORNING

LECTURE

LOCATION: LEVEL 4 - ROOM 4C-2**COURSE – L314****TOPIC – BONDING*****Anterior Esthetics – A Potpourri of Restorative Possibilities from Composites to Porcelain*****Newton Fahl, Jr, DDS, MS**

9:15 a.m. – 12:15 p.m.

CE Units: 3.0L

AGD Subject Code: 780

All Attendees

Advanced

Clinical

Educational Objectives:

1. Review key elements for selecting the right restorative material
2. Understand fundamentals for indicating anterior direct and indirect esthetic restorations
3. Learn several clinical techniques from direct and direct-indirect veneers to Class IV and diastema closure

Dr. Fahl receives an honorarium from Heraeus and Tokuyama Dental America.

MORNING

LECTURE

LOCATION: LEVEL 6 - ROOM 606**COURSE – L315****TOPIC – ESTHETICS*****Solving Difficult Esthetic Challenges with Simple Chair Side Techniques*****Bruce Crispin, DDS**

9:15 a.m. – 12:15 p.m.

CE Units: 3.0L

AGD Subject Code: 780

All Attendees

Advanced

Clinical

Educational Objectives:

1. Learn how to eliminate esthetic remakes by controller opacity of the tooth and restoration
2. Learn how to easily optimize esthetic results in difficult situations
3. Learn how to add missing "Pink" tissues in an easy chair side procedure
4. Learn how to perform a simple staging procedure that will get your patients to say yes to comprehensive dentistry even if the vertical dimension needs changing

Dr. Crispin is a stock shareholder in Esthetic Professionals.

MORNING

LECTURE

LOCATION: LEVEL 3 - ROOM 3B**COURSE – L316****TOPIC – PHOTOGRAPHY*****Advanced Digital Photography and Digital Asset Management*****Steven Goldstein, DDS**

9:15 a.m. – 12:15 p.m.

CE Units: 3.0L

AGD Subject Code: 138

All Attendees

Advanced

Non-Clinical

Educational Objectives:

1. Learn advanced settings for your digital camera and how you can capture better images
2. Learn how a professional color management system works and what is required for set up
3. Learn how to professionally manage your digital assets allowing you to download, organize, and share images quickly and efficiently

Dr. Goldstein is a consultant for Biomet 3i.

ALL DAY

LECTURE

LOCATION: LEVEL 4 - ROOM 4C-3**COURSE – L317****TOPIC – PRACTICE MANAGEMENT*****Success Strategies for the Aesthetic Dental Practice*****Cathy Jameson, PhD**

9:15 a.m. – 5:30 p.m.

CE Units: 6.0L

AGD Subject Code: 550

Course breaks for lunch 12:15 p.m. – 2:30 p.m.

All Attendees

Intermediate

Non-Clinical

Educational Objectives:

1. Implement your practice management systems to execute a smoothly run profitable business
2. Communicate your way to success with skills to increase your case acceptance
3. Develop a strong dental team focused on results for your patients and your practice

Ms. Jameson receives other financial or material support from Care Credit.



MORNING

LECTURE

LOCATION: LEVEL 3 - ROOM 3A

COURSE – L318

TOPIC – TREATMENT PLANNING

21st Century Treatment Planning for Esthetic and Restorative Success

Supported by Septodont



Leonard Hess, DDS

9:15 a.m. – 12:15 p.m.

CE Units: 3.0L

AGD Subject Code: 780

All Attendees

Foundational

Clinical

Educational Objectives:

1. Learn the 16 factors that must be considered in every anterior restorative case
2. Understand how esthetic changes can alter a patient's envelope of function and anterior guidance
3. Learn to recognize hidden problems in a patient's occlusion and what to do about them
4. Understand how to make provisional restorations that truly test the desired esthetic and functional changes

MORNING

LECTURE

LOCATION: LEVEL 3 - ROOM 308

COURSE – L319

TOPIC – MARKETING

Growth Strategies – Marketing Acquisitions and Transition

Supported by Blatchford Solutions



William Blatchford, DDS

9:15 a.m. – 12:15 p.m.

CE Units: 3.0L

AGD Subject Code: 556

Dentist

Foundational

Non-Clinical

Educational Objectives:

1. Learn how to structure your marketing so it works for you in your community and exit strategy scenarios that work for you
2. Understand the financial and emotional implications of partnerships—after years of independence—by acquiring additional existing practices
3. Learn how to continue to be your own decision maker while “winding down”

MORNING

LECTURE

LOCATION: LEVEL 6 - ROOM 617

COURSE – A303

TOPIC – ACCREDITATION

Fellowship Calibration for Fellowship Examiners

Attendance limited to Fellowship Examiners



Brian LeSage, DDS

11:15 a.m. – 12:15 p.m.

CE Units: 1.0L

AGD Subject Code: 130

Dentist

Lab Tech

Advanced

Clinical

Accreditation Examiners Required

Fellowship Examiners must attend this calibration in order to maintain examiner status.

Educational Objectives:

1. Inform, analyze, and calibrate Fellowship Examiners to current standards
2. Evaluate and test Fellowship Examiners
3. Review the evolution of the Accreditation criteria and learn to objectively utilize this criteria in the examination process

MORNING

HANDS-ON WORKSHOP

LOCATION: LEVEL 6 - ROOM 612

COURSE – W312

TOPIC – PHOTOGRAPHY

Photography Hands-On Workshop for Accreditation Documentation

Attendance limited to 42



Brett Magnuson, DMD

9:15 a.m. – 12:15 p.m.

CE Units: 3.0P

AGD Subject Code: 138

This course is recommended for members in the Accreditation process

Recommended lecture · L226 · Thursday, 2:30 p.m. – 5:30 p.m.

Repeated Friday, 2:30 p.m. – 5:30 p.m. · W326

Dentist

Lab Tech

Advanced

Non-Clinical

Accreditation Recommended

Participants are to bring their own SLR camera (loaner cameras will be available), handout, (2) 1GB memory cards, camera, flash and batteries, (1) compressed air, (1) USB jump drive, photographic mirror, clear plastic lip retractors, gloves and disinfecting supplies, and a small flashlight.

Educational Objectives:

1. Learn photography basics and equipment options
2. Learn how to perfect images for the AACD Accreditation photography series
3. Manage RAW images, conversion to JPEG, and create an AACD PowerPoint® presentation for mentor communication

MORNING

HANDS-ON WORKSHOP

LOCATION: LEVEL 3 - ROOM 310**COURSE – W350****TOPIC – MATERIALS*****Mastering Materials for Today's Economic Environment***Supported by GC America, Inc.

Attendance limited to 40

**Daniel Ward, DDS**

9:15 a.m. – 12:15 p.m.

CE Units: 3.0P

AGD Subject Code: 250

Dentist

Foundational

Clinical

Educational objectives:

1. Learn how and when to use glass ionomers and resin modified glass ionomers
2. Learn proper bonding techniques with the latest generations of bonding agents
3. Learn how to routinely place long-lasting posterior composite restorations

MORNING

HANDS-ON WORKSHOP

LOCATION: LEVEL 6 - ROOM 608**COURSE – W351****TOPIC – COMPOSITES*****Outstanding Cosmetic Results with******Nanotechnology Composite – A Class IV Workshop***Supported by Tokuyama Dental America

Attendance limited to 40

**Frank Milnar, DDS**

9:15 a.m. – 12:15 p.m.

CE Units: 3.0P

AGD Subject Code: 254

Dentist

Foundational

Clinical

Educational objectives:

1. Evolve layering concepts and how to create two complex Class IV restorations
2. Learn how to finish and polish composite to resemble natural enamel surface and glass
3. Understand the use of opaques and tints to fully adjust color

MORNING

HANDS-ON WORKSHOP

LOCATION: LEVEL 6 - ROOM 618**COURSE – W352****TOPIC – IMPLANTS*****No One Should Die with Their Teeth in a Glass – Predictable Approach to Immediate Load Implant Supported Overdentures***Supported by Heraeus

Attendance limited to 48

**Hugh Flax, DDS**

9:15 a.m. – 12:15 p.m.

CE Units: 3.0P

AGD Subject Code: 695

Dentist

Foundational

Clinical

Educational objectives:

1. Understand the critical factors of prosthodontics smile design and how to evaluate/capture those details to plan and perform full mouth rehabilitation using "pre-treatment facial analysis"
2. Learn how to do treatment by prescription instead of by accident
3. Discover how to use technology to place implants in ideal positions for better bioengineering, retention and stability, and develop better esthetics
4. Understand the critical post-surgical steps to convert the denture to a palate/flange free bridge

MORNING

HANDS-ON WORKSHOP

LOCATION: LEVEL 4 - ROOM 401**COURSE – W353****TOPIC – VENEERS*****Creating Veneer Success***Supported by 3M ESPE Dental Products

Attendance limited to 34

**Betsy Bakeman, DDS**

9:15 a.m. – 12:15 p.m.

CE Units: 3.0P

AGD Subject Code: 783

Dentist

Foundational

Clinical

Educational objectives:

1. Develop preparation design skills and confidence using preparation reduction guides
2. Develop provisionalization methods to minimize problems and fabricate provisionals that look good
3. Learn a simplified technique to predictably bond veneers and leave with renewed confidence and excitement to expand this treatment modality in your practice



MORNING HANDS-ON WORKSHOP

LOCATION: LEVEL 4 - ROOM 4C-1

COURSE – W354

TOPIC – COMPOSITES

Invisible Repair of the Fractured Porcelain Crown

Supported by Cosmedent, Inc.

Attendance limited to 50



Dennis Hartlieb, DDS

9:15 a.m. – 12:15 p.m.

CE Units: 3.0P

AGD Subject Code: 784

Dentist

Foundational

Clinical

Educational objectives:

1. Learn how to block-out metal to prevent show through in a crown repair
2. Learn preparation design for porcelain repair
3. Learn step-by-step layering techniques to create an invisible porcelain crown repair

MORNING HANDS-ON WORKSHOP

LOCATION: LEVEL 6 - ROOM 609

COURSE – W355

TOPIC – ADHESIVES

Predictable Cementation of Esthetic Restorations

Supported by Ivoclar Vivadent, Inc.

Attendance limited to 50



Michael Koczarski, DDS

9:15 a.m. – 12:15 p.m.

CE Units: 3.0P

AGD Subject Code: 780

Repeated Friday, 2:30 p.m. – 5:30 p.m. · W365

Dentist

Intermediate

Clinical

Educational objectives:

1. Identify the advantages and limits of today's cements
2. Understand the principles of adhesion and how to select the ideal cement, based on indication, prep design, and material type
3. Learn hands-on, step-by-step procedures for delivering all-ceramic restorations with confidence and success

MORNING HANDS-ON WORKSHOP

LOCATION: LEVEL 6 - ROOM 607

COURSE – W356

TOPIC – COMPOSITES

Composite Artistry Workshop

Supported by Ivoclar Vivadent, Inc.

Attendance limited to 50



Ronald Jackson, DDS

9:15 a.m. – 12:15 p.m.

CE Units: 3.0P

AGD Subject Code: 254

Repeated Friday, 2:30 p.m. – 5:30 p.m. · W364

Dentist

Foundational

Clinical

Educational objectives:

1. Be able to achieve life-like restorations and cosmetic enhancements with composite resin
2. Gain a practical understanding of opacity and translucency
3. Accomplish finishing and polishing quickly and predictably

MORNING HANDS-ON WORKSHOP

LOCATION: LEVEL 6 - ROOM 613

COURSE – W357

TOPIC – COMPOSITES

Direct Aesthetic Anterior Restorations:

A Partnership of Art and Science

Supported by Ultradent Products, Inc.

Attendance limited to 28



Jeff Brucia, DDS

9:15 a.m. – 12:15 p.m.

CE Units: 3.0P

AGD Subject Code: 250

Dentist

Foundational

Clinical

Educational objectives:

1. Review of current dentin bonding systems and light curing techniques
2. Review of current materials available for direct anterior restoration
3. Techniques for the formation of predictable inter-proximal contacts and shape every time

MORNING

HANDS-ON WORKSHOP

LOCATION: LEVEL 6 - ROOM 616**COURSE – W358****TOPIC – BONDING****Accreditation Level Anterior Composite Bonding**

Supported by Heraeus

Attendance limited to 48

**John Weston, DDS**

9:15 a.m. – 12:15 p.m.

CE Units: 3.0P

AGD Subject Code: 254

Dentist

Intermediate

Clinical

Educational objectives:

1. Learn simple methods for restoring anterior teeth with direct materials and learn how accurate reduction guides can create esthetic success
2. Understand the importance of intra-oral mock-ups as they relate to case design for beautiful and predictable composite reconstructions
3. Train your "esthetic eye" to see how the subtleties of polish, texture, anatomy, and outline form of natural teeth can be re-created in composite

AFTERNOON

LECTURE

LOCATION: EXHIBIT HALL - EDUCATIONAL THEATER**COURSE – MP003****TOPIC – COMPOSITES****The Art of Composite Finishing****Christian Hahn, DDS**

1:15 p.m. – 1:45 p.m.

CE Units: .5L

AGD Subject Code: 254

All Attendees

Foundational

Clinical

Educational objectives:

1. Learn how to create natural anatomy
2. Learn how to shape direct composite veneers
3. Learn how to polish composites to a higher luster without losing anatomy

AFTERNOON

LECTURE

LOCATION: EXHIBIT HALL - EDUCATIONAL THEATER**COURSE – MP004****TOPIC – IMPLANTS****Pearls Learned Over the Years in Implant Dentistry****Hisham Barakat, DDS**

2:00 p.m. – 2:30 p.m.

CE Units: .5L

AGD Subject Code: 695

All Attendees

Foundational

Clinical

Educational objectives:

1. Learn to make your day-to-day practice in implant dentistry easier
2. Understand which gadgets in the market actually work and are worth your investment
3. Learn to simplify procedures and avoid the stress that comes with an implant procedure

AFTERNOON

LECTURE

LOCATION: LEVEL 4 - ROOM 4C-2**COURSE – L325****TOPIC – SMILE DESIGN****Exploiting the Use of "Additive Only" Restorations in Smile Design****Dennis Wells, DDS**

2:30 p.m. – 5:30 p.m.

CE Units: 3.0L

AGD Subject Code: 780

Dentist

Lab Tech

Advanced

Clinical

Educational Objectives:

1. Determine which cases have potential to be treated with the additive only restorative approach
2. Learn new paradigms in conservative treatment planning
3. Demonstrate proven additive only techniques that produce biologically sound restorations that emulate nature

Dr. Wells received other financial or material support from Smile Designs by Rego.

AFTERNOON

LECTURE

LOCATION: LEVEL 3 - ROOM 3B**COURSE – L327****TOPIC – IMPLANTS****Incorporation of CAD/CAM Technologies in Dental Implant Restoration of the Completely Edentulous Patient****Aldo Leopardi, DDS, BDS, MS**

2:30 p.m. – 5:30 p.m.

CE Units: 3.0L

AGD Subject Code: 695

All Attendees

Foundational

Clinical

Educational Objectives:

1. Have an improved understanding of treatment planning concepts for the completely edentulous patient, including number of implants and immediate vs. delayed loading
2. Understand design criteria and clinical techniques
3. How to incorporate CAD/CAM in planning and prosthetic fabrication

Dr. Leopardi is a stock Shareholder in Knowledge Factory.



AFTERNOON

LECTURE

LOCATION: LEVEL 4 - ROOM 4C-4

COURSE – L328

TOPIC – ACCREDITATION (CASE TYPE I)

Accreditation Essential Case Type I:

All-Ceramic Restorations in the Esthetic Zone



Brian LeSage, DDS

2:30 p.m. – 5:30 p.m.

CE Units: 3.0L

AGD Subject Code: 784

Dentist

Lab Tech

Foundational

Clinical

Accreditation Recommended

Educational Objectives:

1. Learn Case Type I selection principles
2. Explore preparation design, prototypes, soft tissue health, impressions, and delivery of six or more all-ceramic restorations
3. Understand how your laboratory may play a bigger factor in your Accreditation journey

Disclaimer: The American Board of Cosmetic Dentistry® does not endorse any particular clinical technique or style, nor does it endorse particular products or materials. It is acknowledged that Accreditation success is not dependent on the technique or the materials used, but on the excellence of the final result.

AFTERNOON

LECTURE

LOCATION: LEVEL 6 - ROOM 617

COURSE – L329

TOPIC – MINIMALLY INVASIVE DENTISTRY

Composite Restorations Based on Minimal Intervention



Ko Hinoura, DDS, PhD

Masayuki Otsuki, DDS, PhD

2:30 p.m. – 5:30 p.m.

CE Units: 3.0L

AGD Subject Code: 250

Dentist

Intermediate

Clinical

Educational Objectives:

1. Understand caries diagnosis using new equipment and methods
2. Learn how to remove carious dentin based on minimal intervention
3. Learn how to use appropriate adhesive materials and techniques prior to composite insertion

AFTERNOON

LECTURE

LOCATION: LEVEL 6 - ROOM 606

COURSE – L330

TOPIC – RISK MANAGEMENT ASSESSMENT

Avoid Restorative Failure



Lee Ann Brady, DMD

2:30 p.m. – 5:30 p.m.

CE Units: 3.0L

AGD Subject Code: 159

Dentist

Dental Assistant

Foundational

Clinical

Educational Objectives:

1. Understand esthetic evaluation and risk management
2. Understand and managing functional and caries risk
3. Learn how to create patient ownership

AFTERNOON

LECTURE

LOCATION: LEVEL 6 - ROOM 604

COURSE – L331

TOPIC – MATERIALS

Current Perspectives on Posterior Indirect Restorations



John Sorensen, DMD, PhD

2:30 p.m. – 5:30 p.m.

CE Units: 3.0L

AGD Subject Code: 612

All Attendees

Intermediate

Clinical

Educational Objectives:

1. Understand the biomechanical advantages of preserving tooth structure and how less invasive tooth preparations can increase longevity, reduce sensitivity, and other complications of the restored tooth
2. Understand material thickness requirements and therefore tooth reduction necessary for various available ceramic materials and restoration design based on functional requirements, position in the arch, patient desired shade change, and parafunctional habits
3. Understand the current issues in dental ceramics such as the nature of monolithic vs. high-strength substructure ceramics; factors in reducing the chipping of zirconia veneering ceramics; and factors in wear of antagonist tooth structure

Dr. Sorenson receives funding from Ivoclar Vivadent, 3M ESPE, and Astra Tech Dental. He received an honorarium from Astra Tech Dental.

AFTERNOON

LECTURE

LOCATION: LEVEL 6 - ROOM 603**COURSE – L332****TOPIC – TREATMENT PLANNING****Treatment Planning and Case Presentation****Gregory Kinzer, DDS, MSD**

2:30 p.m. – 5:30 p.m.

CE Units: 3.0L

AGD Subject Code: 149

All Attendees

Advanced

Clinical

Educational Objectives:

1. Understand a step-by-step process of what to evaluate clinically to determine which option may be best for your patient
2. How to evaluate and discuss the “phasing” of treatment, different treatment options, and risks and benefits of treatment with your patients
3. Understand the importance of predicting the treatment outcome prior to commencing treatment and what are realistic outcomes, specifically concerning the restoration of worn dentitions and tooth replacement in the esthetic zone

AFTERNOON

LECTURE

LOCATION: LEVEL 3 - ROOM 308**COURSE – L333****TOPIC – MATERIALS****Glass Ionomer – The Other White Filling**Supported by GC America, Inc.**Edmond Hewlett, DDS**

2:30 p.m. – 5:30 p.m.

CE Units: 3.0L

AGD Subject Code: 250

All Attendees

Foundational

Clinical

Educational Objectives:

1. Obtain a working understanding of glass ionomer materials, including how these materials differ from resin composites
2. Become more comfortable selecting from the various types of glass ionomer materials
3. Obtain a better understanding of material properties, interactions, and limitations

AFTERNOON

LECTURE

LOCATION: LEVEL 3 - ROOM 3A**COURSE – L334****TOPIC – MINIMALLY INVASIVE DENTISTRY****High Tech Minimally Invasive Dentistry**Supported by SDI and VOCO America, Inc.**Ronald Kaminer, DDS**

2:30 p.m. – 5:30 p.m.

CE Units: 3.0L

AGD Subject Code: 250

All Attendees

Foundational

Clinical

Educational Objectives:

1. Understand the new caries paradigm
2. Understand the steps for an ideal post and core
3. Understand how to achieve predictable tooth whitening

AFTERNOON

HANDS-ON WORKSHOP

LOCATION: LEVEL 6 - ROOM 612**COURSE – W326****TOPIC – PHOTOGRAPHY****Photography Hands-On Workshop for Accreditation Documentation**

Attendance limited to 42

**Brett Magnuson, DMD**

2:30 p.m. – 5:30 p.m.

CE Units: 3.0P

AGD Subject Code: 138

This course is recommended for members in the Accreditation process

Recommended lecture · L226 · Thursday, 2:30 p.m. – 5:30 p.m.

Repeated Friday, 9:15 a.m. – 12:15 p.m. · W312

Dentist

Lab Tech

Advanced

Non-Clinical

Accreditation Recommended

Participants are to bring their own SLR camera (loaner cameras will be available), handout, (2) 1GB memory cards, camera, flash and batteries, (1) compressed air, (1) USB jump drive, photographic mirror, clear plastic lip retractors, gloves and disinfecting supplies, and a small flashlight.

Educational Objectives:

1. Learn photography basics and equipment options
2. Learn how to perfect images for the AACD Accreditation photography series
3. Manage RAW images, conversion to JPEG, and create an AACD PowerPoint® presentation for mentor communication

AFTERNOON

HANDS-ON WORKSHOP

LOCATION: LEVEL 6 - ROOM 608**COURSE – W360****TOPIC – VENEERS****Composite Artistry: Advanced Layering Concepts Combined with the Artist Palette to Create a Composite Veneer**Supported by Tokuyama Dental America

Attendance limited to 40

**Frank Milnar, DDS
Jenifer Wohlberg**

2:30 p.m. – 5:30 p.m.

CE Units: 3.0P

AGD Subject Code: 254

Dentist

Lab Tech

Advanced

Clinical

Educational objectives:

1. Understand layering techniques and surface texture required to produce natural esthetics
2. Understand the use of opaques and tints to fully adjust color
3. Learn how to make a dark tooth lighter by utilizing the color wheel



AFTERNOON HANDS-ON WORKSHOP

LOCATION: LEVEL 6 - ROOM 618

COURSE – W361

TOPIC – PREPARATION DESIGN

**Maximize Your Aesthetic Results
Through New Concepts in Preparation Design**

Supported by Heraeus

Attendance limited to 48



Joyce Bassett, DDS

2:30 p.m. – 5:30 p.m.

CE Units: 3.0P

AGD Subject Code: 783

Dentist

Intermediate

Clinical

Educational objectives:

1. Own the knowledge and ability to confidently prepare a difficult space management case
2. Master the concepts of preparation reduction guides when to use the guides with basic preparation design principles
3. Master composite provisional augmentation use of depth cutters for minimal tooth reduction

AFTERNOON HANDS-ON WORKSHOP

LOCATION: LEVEL 4 - ROOM 4C-1

COURSE – W362

TOPIC – BONDING

A Simplified Technique for Class IV Incisal Fracture Repair

Supported by Cosmedent, Inc.

Attendance limited to 50



Fred Peck, DDS

2:30 p.m. – 5:30 p.m.

CE Units: 3.0P

AGD Subject Code: 254

Dentist

Foundational

Clinical

Educational objectives:

1. Learn how to properly create a putty matrix to aid in shaping your fractured incisor(s)
2. Learn how to properly color map your composite material to achieve a life-like restoration
3. Learn how to properly finish and polish your restoration for proper function and optimal esthetics

AFTERNOON HANDS-ON WORKSHOP

LOCATION: LEVEL 4 - ROOM 401

COURSE – W363

TOPIC – RESTORATIONS

Class IV Restorations: From Basic to Ultimate Esthetics

Supported by 3M ESPE Dental Products

Attendance limited to 34



Corky Willhite, DDS

2:30 p.m. – 5:30 p.m.

CE Units: 3.0P

AGD Subject Code: 254

Dentist

Foundational

Clinical

Educational objectives:

1. Understand when and why to use each material, including tints and opaques when layering
2. Learn how to create invisible margins
3. Learn a polishing technique for an incredibly natural finish

AFTERNOON HANDS-ON WORKSHOP

LOCATION: LEVEL 6 - ROOM 607

COURSE – W364

TOPIC – COMPOSITES

Composite Artistry Workshop

Supported by Ivoclar Vivadent, Inc.

Attendance limited to 50



Ronald Jackson, DDS

2:30 p.m. – 5:30 p.m.

CE Units: 3.0P

AGD Subject Code: 254

Repeated Friday, 9:15 a.m. – 12:15 p.m. - W356

Dentist

Foundational

Clinical

Educational objectives:

1. Be able to achieve life-like restorations and cosmetic enhancements with composite resin
2. Gain a practical understanding of opacity and translucency
3. Accomplish finishing and polishing quickly and predictably

AFTERNOON

HANDS-ON WORKSHOP

LOCATION: LEVEL 6 - ROOM 609**COURSE – W365****TOPIC – ADHESIVES*****Predictable Cementation of Esthetic Restorations***Supported by Ivoclar Vivadent, Inc.

Attendance limited to 50

**Michael Koczarski, DDS**

2:30 p.m. – 5:30 p.m.

CE Units: 3.0P

AGD Subject Code: 780

Repeated Friday, 9:15 a.m. – 12:15 p.m. · W355

Dentist

Intermediate

Clinical

Educational objectives:

1. Identify the advantages and limits of today's cements
2. Understand the principles of adhesion and how to select the ideal cement, based on indication, prep design, and material type
3. Learn hands-on, step-by-step procedures for delivering all-ceramic restorations with confidence and success

AFTERNOON

HANDS-ON WORKSHOP

LOCATION: LEVEL 6 - ROOM 616**COURSE – W366****TOPIC – COMPOSITES*****Mastering the Restoration of the Anterior Fractured Tooth***Supported by Heraeus

Attendance limited to 48

**Robert Marus, DDS**

2:30 p.m. – 5:30 p.m.

CE Units: 3.0P

AGD Subject Code: 254

Dentist

Intermediate

Clinical

Educational objectives:

1. Learn how to quickly treat the anterior fractured tooth with a simplified composite layering technique
2. Learn how to optimally dissect an anterior tooth
3. Learn how to create surface texture and facial anatomy

AFTERNOON

LECTURE

LOCATION: EXHIBIT HALL - EDUCATIONAL THEATER**COURSE – L335****TOPIC – ORTHODONTICS*****Progressive Smile Design: Concepts and Implementation Using the Inman Aligner***Supported by Inman Aligner**Ross Nash, DDS****Atif Qureshi, BDS****James Russell, BDS**

2:45 p.m. – 4:00 p.m.

CE Units: 1.0L

AGD Subject Code: 370

Repeated Thursday, 2:45 p.m. – 4:00 p.m. · L234

All Attendees

Foundational

Clinical

Educational Objectives:

1. Understand the concepts of progressive smile design as the key to stress-free patient lead smile design
2. Understand the basic principles and applications of the Inman Aligner in rapid tooth movement
3. Understand the implementation and marketing potential of progressive smile design




MORNING

TOPIC	LOCATION	TIME	COURSE/SPEAKER/PAGE
Accreditation	Level 6 - Room 617	8:30 a.m. – 11:30 a.m.	Course A400 – Rego – page 60
Esthetics	Level 4 - Room 4C-3	8:30 a.m. – 11:30 a.m.	Course L410 – Bakeman/Kois – page 60
Whitening	Level 3 - Room 3B	8:30 a.m. – 11:30 a.m.	Course L411 – Haywood – page 60
Composites	Level 4 - Room 401	8:30 a.m. – 11:30 a.m.	Course L412 – Latta – page 60
Gingival Conturing	Level 6 - Room 604	8:30 a.m. – 10:00 a.m.	Course L414 – Kim – page 61
Photography	Level 6 - Room 612	8:30 a.m. – 11:30 a.m.	Course L415 – Spoor – page 61
Patient Care	Level 6 - Room 603	8:30 a.m. – 11:30 a.m.	Course L416 – Brady – page 61
Practice Development	Level 6 - Room 606	8:30 a.m. – 11:30 a.m.	Course L417 – Bernstein – page 61
Orthodontics	Level 3 - Room 3A	8:30 a.m. – 11:30 a.m.	Course L418 – Feck – page 61
Minimally Invasive Dentistry	Level 3 - Room 308	8:30 a.m. – 11:30 a.m.	Course L419 – Jones/Ward – page 62
Accreditation (Case Type IV)	Level 6 - Room 613	8:30 a.m. – 11:30 a.m.	Course W413 – Peyton – page 61
Composites	Level 6 - Room 608	8:30 a.m. – 11:30 a.m.	Course W450 – Fahl – page 62
Implants	Level 6 - Room 618	8:30 a.m. – 11:30 a.m.	Course W451 – Leopardi – page 62
Direct Resins	Level 4 - Room 4C-1	8:30 a.m. – 11:30 a.m.	Course W452 – Smithson – page 62
Veneers	Level 6 - Room 609	8:30 a.m. – 11:30 a.m.	Course W453 – Bassett – page 63
Composites	Level 6 - Room 607	8:30 a.m. – 11:30 a.m.	Course W454 – Jackson – page 63
Students	Level 4 - Room 4C-2	8:30 a.m. – 11:30 a.m.	Course L420 – Hill – page 63

REGISTER
BY APRIL 30TH
TO SAVE \$300!*

educate | inspire | connect



SEE YOU AT
AACD 2014
Orlando

April 30 - May 3, 2014

30th Annual AACD Scientific Session

To save \$300, visit the AACD Registration Desk or use
Promo Code: Orlando300 online at www.AACD.com/Orlando

*The \$300 discount is only applicable to full-price tuition for a dentist or laboratory technician.
Not valid with any other offers.

AACD American Academy
of Cosmetic Dentistry®



AFTERNOON

TOPIC	LOCATION	TIME	COURSE/SPEAKER/PAGE
Photography	Exhibit Hall - Theater	12:30 p.m. – 1:00 p.m.	Course MP005 – Cooper – page 63
Smile Design	Exhibit Hall - Theater	1:15 p.m. – 1:45 p.m.	Course MP006 – Neuber – page 63
Risk Management Assessment	Level 4 - Room 4C-3	1:30 p.m. – 4:30 p.m.	Course L425 – Kois – page 63
Color and Bleaching	Level 4 - Room 401	1:30 p.m. – 4:30 p.m.	Course L426 – Ontiveros – page 64
Accreditation (Case Type V)	Level 6 - Room 612	1:30 p.m. – 4:30 p.m.	Course L427 – Arnold/Milnar – page 64
Dermal Fillers	Level 6 - Room 603	1:30 p.m. – 4:30 p.m.	Course L428 – Roberts – page 64
Composites	Level 6 - Room 608	1:30 p.m. – 4:30 p.m.	Course W455 – Fahl – page 64



Congratulations

**TO THE WINNERS OF THE AACD
CELEBRATION OF EXCELLENCE AWARDS.**

AWARDS:

- Excellence in Cosmetic Dentistry Education Award
- Outstanding Innovation in Cosmetic Dentistry Award
- Lifetime Achievement Award
- AACD Humanitarian Award
- AACD Rising Star Award
- Outstanding Service to the Academy Award
- *jCD* Award
- Hall of Fame Award

**Winners will be announced Friday at the general session
and Saturday night at the Gala. Come see who wins!**

NEW FROM QUINTESSENCE

Esthetic and Restorative Dentistry: *Material Selection and Technique, Second Edition*

Douglas A. Terry and Willi Geller

This exquisite new book demonstrates how to provide simpler, more conservative, and more economical solutions to address restorative and esthetic challenges.

Contents

- Diagnostic and Communication Concepts
- Principles of Tooth Preparation
- Composite Resins
- Ceramic Materials
- The Impression Process
- Contemporary Adhesive Cements
- Provisionalization
- Esthetic Post Systems
- Mechanisms of Adhesion
- Finishing and Polishing Esthetic Restorative Materials
- Dental Photography
- Periodontal Plastic Surgery
- Interdisciplinary Implantology
- Biomodification of Tooth Discoloration

752 pp; 2,000+ color illus;

ISBN 978-0-86715-573-0 (B5730) **US \$318**



These supplementary DVDs illustrate the procedures, techniques, and scientific concepts presented in the book. Format: NTSC only.

Single volume: **US \$29** Six-volume set: **US \$149**

Vol 1: Ceramic Materials; ISBN 978-0-86715-604-1 (C3026)

Vol 2: The Impression Process; ISBN 978-0-86715-605-8 (C3027)

Vol 3: Provisionalization; ISBN 978-0-86715-606-5 (C3028)

Vol 4: Esthetic Post Systems; ISBN 978-0-86715-607-2 (C3029)

Vol 5: Dental Photography; ISBN 978-0-86715-608-9 (C3030)


Vol 6: Periodontal Plastic Surgery; ISBN 978-0-86715-609-6 (C3031)



TO ORDER

CALL: (800) 621-0387 (toll free within US & Canada) • (630) 736-3600 (elsewhere)
FAX: (630) 736-3633 **EMAIL:** service@quintpub.com **WEB:** www.quintpub.com
QUINTESSENCE PUBLISHING CO INC, 4350 Chandler Drive, Hanover Park, IL 60133

02/13



SATURDAY NIGHT: CELEBRATION OF EXCELLENCE GALA.

Dance the Night Away!

The social highlight of each annual AACD scientific session—cocktail reception, newly Accredited and Accredited Fellow Member recognition, five-star dining, AACD awards ceremony, AACD presidential inauguration, and of course, live music and dancing. Need we say more? Attire is formal black tie, ballgown preferred (dark suite and cocktail dresses are acceptable).

MORNING

LECTURE

LOCATION: LEVEL 6 - ROOM 617

COURSE – A400

TOPIC – ACCREDITATION

Examiner Calibration

Attendance limited to Accreditation Examiners



Nelson Rego, CDT

8:30 a.m. – 11:30 a.m.

CE Units: 3.0L

AGD Subject Code: 780

Dentist

Lab Tech

Foundational

Clinical

Accreditation Required

Accreditation Examiners must attend Examiner Calibration. Examiners will review and apply the Accreditation criteria and the fault system, while grading multiple Accreditation cases.

Educational Objectives:

1. Understand Accreditation standards to review and analyze submitted cases
2. Review the evolution of the Accreditation criteria and how to objectively utilize it in the examination process

MORNING

LECTURE

LOCATION: LEVEL 4 - ROOM 4C-3

COURSE – L410

TOPIC – ESTHETICS

Achieving Esthetic Nirvana vs. Functional Misery



Betsy Bakeman, DDS

John Kois, DMD, MSD

8:30 a.m. – 11:30 a.m.

CE Units: 3.0L

AGD Subject Code: 780

Dentist

Lab Tech

Advanced

Clinical

Educational Objectives:

1. Learn how the horizontal and vertical components of occlusion can be effectively combined to optimize long term outcomes
2. Become familiar with the tools that help assure proper tooth position and contours for both functional and esthetic demands
3. Recognize the signs and symptoms of system overload that can lead to catastrophic failure if not addressed early in the treatment process

MORNING

LECTURE

LOCATION: LEVEL 3 - ROOM 3B

COURSE – L411

TOPIC – WHITENING

Tooth Bleaching Options

for the Youngest to the Oldest Patient



Van Haywood, DMD

8:30 a.m. – 11:30 a.m.

CE Units: 3.0L

AGD Subject Code: 781

All Attendees

Foundational

Clinical

Educational Objectives:

1. Learn proper bleaching examinations, plus differences between hydrogen and carbamide peroxide, how that affects treatment time and side effects, and single dark teeth options as well as other discolorations
2. Learn age specific recommendations for bleaching and safety issues
3. Learn the differences between in-office bleaching, with and without light, and tray bleaching

Dr. Haywood receives an honorarium from Ultradent products and Heraeus.

MORNING

LECTURE

LOCATION: LEVEL 4 - ROOM 401

COURSE – L412

TOPIC – COMPOSITES

Miracles and Myths of Adhesives

for Direct Composite Restorations



Mark Latta, DMD

8:30 a.m. – 11:30 a.m.

CE Units: 3.0L

AGD Subject Code: 254

All Attendees

Foundational

Clinical

Educational Objectives:

1. Understand histological variances between enamel and dentin
2. Learn how total etch systems and self etch systems work, evidence for clinical performance for each, and which clinical situations may lend to use of one category over the other
3. Learn the features and benefits of new "nano" and low shrinkage composite resins
4. Learn the nuances regarding curing devices and factors that lead to under curing restoratives

Dr. Latta receives grants and research support from various dental manufacturers. He receives an honorarium from Dentsply.

MORNING

HANDS-ON WORKSHOP

LOCATION: LEVEL 6 - ROOM 613**COURSE – W413****TOPIC – ACCREDITATION (CASE TYPE IV)****Class IV Composite Resin Accreditation Workshop****James Peyton, DDS**

8:30 a.m. – 11:30 a.m.

CE Units: 3.0P

AGD Subject Code: 730

Dentist

Foundational

Clinical

Accreditation Recommended

Educational Objectives:

1. Use a "putty matrix" to establish the lingual and incisal edge position
2. Learn how to layer the composite resin to achieve a natural, life-like restoration
3. Predictable contour and polish a restoration to natural tooth contour

Disclaimer: The American Board of Cosmetic Dentistry® does not endorse any particular clinical technique or style, nor does it endorse particular products or materials. It is acknowledged that Accreditation success is not dependent on the technique or the materials used, but on the excellence of the final result.

MORNING

LECTURE

LOCATION: LEVEL 6 - ROOM 604**COURSE – L414****TOPIC – GINGIVAL CONTOURING****Creating a Perfect Gingival Line:****Esthetic Analysis and Clinical Procedures****Kwanghyo Kim, DDS, PhD**

8:30 a.m. – 10:00 a.m.

CE Units: 1.5L

AGD Subject Code: 780

All Attendees

Foundational

Clinical

Educational Objectives:

1. To know the esthetic analysis for the optimal gingival line
2. To learn the esthetic crown lengthening procedures in the maxillary anterior region
3. To learn the connective tissue graft for the deficient area

MORNING

LECTURE

LOCATION: LEVEL 6 - ROOM 612**COURSE – L415****TOPIC – PHOTOGRAPHY****Portrait Photography as an Integral Part of Your Aesthetic Dental Practice****Rhys Spoor, DDS**

8:30 a.m. – 11:30 a.m.

CE Units: 3.0L

AGD Subject Code: 138

All Attendees

Foundational

Non-Clinical

Educational Objectives:

1. Learn why and how to take portraits now and in years to come for the aesthetic dentistry you have created
2. Understand how to implement and use a simple studio in your office
3. Explore different equipment options to best suit your needs

MORNING

LECTURE

LOCATION: LEVEL 6 - ROOM 603**COURSE – L416****TOPIC – PATIENT CARE****A Team Approach to Patient Care****Lee Ann Brady, DMD**

8:30 a.m. – 11:30 a.m.

CE Units: 3.0L

AGD Subject Code: 551

All Attendees

Foundational

Non-Clinical

Educational Objectives:

1. Create a team instead of a group of individuals who work together by mastering the power of communication in all relationships
2. Help patients develop ownership of their dental health
3. Understand the co-discovery exam process

MORNING

LECTURE

LOCATION: LEVEL 6 - ROOM 606**COURSE – L417****TOPIC – PRACTICE DEVELOPMENT****Distinguished Practice Networking****Mickey Bernstein, DDS**

8:30 a.m. – 11:30 a.m.

CE Units: 3.0L

AGD Subject Code: 550

All Attendees

Foundational

Non-Clinical

Educational Objectives:

1. Learn a strategy to incorporate more cosmetic dentistry into private practice
2. Understand a variety of proven business systems utilized in high end practices including a strategy for social media
3. Experience verbal and relationship skills utilized by successful AACD practices

Dr. Bernstein is a consultant with Bernstein Dental Consulting.

MORNING

LECTURE

LOCATION: LEVEL 3 - ROOM 3A**COURSE – L418****TOPIC – ORTHODONTICS****Every Dentist Can Do Short Term****Ortho with Six Month Smiles****Supported by Six Month Smiles****Anthony Feck, DDS**

8:30 a.m. – 11:30 a.m.

CE Units: 3.0L

AGD Subject Code: 370

Dentist

Foundational

Clinical

Educational Objectives:

1. Understand the key components of short term orthodontic treatment and short term orthodontic treatment protocols
2. Understand the limitations and benefits of short term orthodontic treatment and be able to describe case selection criteria
3. Understand the minimally invasive nature of a short term orthodontic approach and the relationship between short term orthodontics and other minimally invasive dentistry



MORNING

LECTURE

LOCATION: LEVEL 3 - ROOM 308

COURSE – L419

TOPIC – MINIMALLY INVASIVE DENTISTRY

Achieving Maximum Esthetics Using Minimum Dentistry

Supported by Philips Sonicare and Zoom Whitening



**Lynn Jones, DDS
Marilyn Ward, DDS**

8:30 a.m. – 11:30 a.m.

CE Units: 3.0L

AGD Subject Code: 780

Dentist

Foundational

Clinical

Educational Objectives:

1. How to recognize and diagnose patients who are candidates for whitening and a combination of minor treatment modalities that preserve tooth structure and achieve optimal esthetics
2. Learn how porcelain can be matched to whitened teeth to sustain this match
3. Learn how to put your minor treatment modalities together for a successful outcome

MORNING

HANDS-ON WORKSHOP

LOCATION: LEVEL 6 - ROOM 608

COURSE – W450

TOPIC – COMPOSITES

Class IV Restorations 2 Ways

Supported by Tokuyama Dental America

Attendance limited to 50



Newton Fahl, DDS, MS

8:30 a.m. – 11:30 a.m.

CE Units: 3.0P

AGD Subject Code: 254

Repeated Saturday, 1:30 p.m. – 4:30 p.m. - W455

Dentist

Advanced

Clinical

Educational Objectives:

1. Learn how to complete simple and more elaborate layering to achieve equally great esthetic results
2. Deal with color and anatomical challenges: finishing a Class IV to blend in seamlessly
3. Complete two contiguous Class IV restorations in one shot with exceptional proximal contacts

MORNING

HANDS-ON WORKSHOP

LOCATION: LEVEL 6 - ROOM 618

COURSE – W451

TOPIC – IMPLANTS

***Dental Implant Restoration of the Edentulous Patient:
Fixed Restorative Solutions***

Supported by Heraeus

Attendance limited to 48



Aldo Leopardi, DDS, BDS, MS

8:30 a.m. – 11:30 a.m.

CE Units: 3.0P

AGD Subject Code: 673

Dentist

Lab Tech

Advanced

Clinical

Educational Objectives:

1. Understand treatment planning for the overdenture patient
2. Become familiar with clinical techniques and sequence for fixed restorative solutions
3. Learn impression techniques, implant prosthetic components, clinical techniques for fixed restorations of the edentulous patient, denture teeth selection, and occlusion

MORNING

HANDS-ON WORKSHOP

LOCATION: LEVEL 4 - ROOM 4C-1

COURSE – W452

TOPIC – DIRECT RESINS

***Direct Resin Artistry in the Posterior Dentition:
Novel Strategies for the New Millennium***

Supported by Cosmedent, Inc.

Attendance limited to 50



Jason Smithson, BDS

8:30 a.m. – 11:30 a.m.

CE Units: 3.0P

AGD Subject Code: 254

Dentist

Lab Tech

Advanced

Clinical

Educational Objectives:

1. Understand a stratification technique using simplified instrumentation to achieve life-like resin restorations requiring minimal finishing
2. Learn a protocol to reduce polymerization shrinkage and sensitivity in the deep Class I situation
3. Learn the dual cure sandwich approach for a Class I restoration and perform a Class II bio-emulation trilaminar restoration

MORNING

HANDS-ON WORKSHOP

LOCATION: LEVEL 6 - ROOM 609**COURSE – W453****TOPIC – VENEERS****Mastering Posterior Bulk Fill and Anterior Direct Composite Veneer**Supported by Kerr Corporation

Attendance limited to 33

**Joyce Bassett, DDS**

8:30 a.m. – 11:30 a.m.

CE Units: 3.0P

AGD Subject Code: 254

Dentist

Foundational

Clinical

Educational Objectives:

1. Review current composite materials, bonding systems, and techniques for predictable outcomes
2. Master posterior composite placement with a new bulk fill composite
3. Prepare and build an anterior composite veneer

MORNING

HANDS-ON WORKSHOP

LOCATION: LEVEL 6 - ROOM 607**COURSE – W454****TOPIC – COMPOSITES****Posterior Composites: A Practical, Efficient Technique**Supported by Kerr Corporation

Attendance limited to 34

**Ronald Jackson, DDS**

8:30 a.m. – 11:30 a.m.

CE Units: 3.0P

AGD Subject Code: 731

Dentist

Intermediate

Clinical

Educational Objectives:

1. Review current adhesives and matricing techniques for placing Class II composite restorations
2. Understand the science and technology of SonicFill™
3. Appreciate the value and time savings of placing posterior restorations using bulk fill technology

MORNING

HANDS-ON WORKSHOP

LOCATION: LEVEL 4 - ROOM 4C-2**COURSE – L420 | TOPIC – STUDENTS****Student Networking Session: Get to Know AACD!****Nate Hill, DDS****William Dorfman, DDS, Nick Pournaras, DMD, Tesa Reeves, DDS, Mark Willes**

8:30 a.m. – 11:30 a.m.

CE Units: 3.0L

AGD Subject Code: 770

Student

Foundational

Non-Clinical

Course Description: Students, join us for a dynamic session to learn how you can take your experience with AACD to the next level! Do you have questions about what you've experienced at the scientific session? Or questions about how the AACD can help take your career goals to the next level? Ask them in a safe, intimate setting where you can get the answers from distinguished members of the AACD (who may have been in your shoes just a few years ago!) After this session, you'll be motivated, inspired, and connected.

AFTERNOON

LECTURE

LOCATION: EXHIBIT HALL - EDUCATIONAL THEATER**COURSE – MP005****TOPIC – PHOTOGRAPHY****Expanded Photography for Diagnosis and Presentation****Deborah Cooper, DDS, BSc**

12:30 p.m. – 1:00 p.m.

CE Units: .5L

AGD Subject Code: 138

All Attendees

Advanced

Clinical

Educational objectives:

1. To expand the present AACD series of photos
2. To use these expanded photos for comprehensive diagnosis
3. To use specific photos for patient consultations

AFTERNOON

LECTURE

LOCATION: EXHIBIT HALL - EDUCATIONAL THEATER**COURSE – MP006****TOPIC – SMILE DESIGN****Vision to Wax to Reality...Predictable****Custom Smiles Can be Completed With a 1-2-3 Plan****James Neuber, RDT**

1:15 p.m. – 1:45 p.m.

CE Units: .5L

AGD Subject Code: 780

All Attendees

Foundational

Clinical

Educational objectives:

1. Understand the parameters in the vision
2. Translate the vision into wax from digital records
3. Learn how to create clinical records for clinical preparation

AFTERNOON

LECTURE

LOCATION: LEVEL 4 - ROOM 4C-3**COURSE – L425****TOPIC – RISK MANAGEMENT ASSESSMENT****Predictable Single Tooth Peri-Implant Esthetics:****Five Diagnostic Keys****John Kois, DMD, MSD**

1:30 p.m. – 4:30 p.m.

CE Units: 3.0L

AGD Subject Code: 610

All Attendees

Intermediate

Clinical

Educational Objectives:

1. Identify five diagnostic keys in predicting peri-implant esthetics
2. List the combination of factors that create favorable or unfavorable treatment results
3. Discuss proactive clinical procedures to determine the desired therapeutic outcome



AFTERNOON

LECTURE



LOCATION: LEVEL 4 - ROOM 401

COURSE – L426

TOPIC – COLOR AND BLEACHING

Lights, White, Action:

Color and Bleaching in the 21st Century



Joe Ontiveros, DDS, MS

1:30 p.m. – 4:30 p.m.

CE Units: 3.0L

AGD Subject Code: 782

All Attendees

Foundational

Clinical

Educational Objectives:

1. Learn the fundamentals of color and shade analysis
2. Learn how to incorporate color principles when choosing and evaluating dental materials
3. Understand current techniques for dental bleaching and the best tools for monitoring outcomes

AFTERNOON

LECTURE



LOCATION: LEVEL 6 - ROOM 612

COURSE – L427

TOPIC – ACCREDITATION (CASE TYPE V)

Case Type V Accreditation Lecture –

Elements of Responsible Esthetics



J. Fred Arnold, III, DMD

Frank Milnar, DDS

1:30 p.m. – 4:30 p.m.

CE Units: 3.0L

AGD Subject Code: 254

Dentist

Foundational

Clinical

Accreditation Recommended

Educational Objectives:

1. Understand smile design concepts that create natural esthetics
2. Discuss and grasp the criteria of Case Type V essentials
3. Review material management, anatomical layering, finishing, polishing, and proper surface texture principles

Disclaimer: The American Board of Cosmetic Dentistry® does not endorse any particular clinical technique or style, nor does it endorse particular products or materials. It is acknowledged that Accreditation success is not dependent on the technique or the materials used, but on the excellence of the final result.

AFTERNOON

LECTURE

LOCATION: LEVEL 6 - ROOM 603

COURSE – L428

TOPIC – DERMAL FILLERS

Dermal Fillers – Their Impact on Smile Design



Warren Roberts, DMD

1:30 p.m. – 4:30 p.m.

CE Units: 3.0L

AGD Subject Code: 780

Dentist

Foundational

Clinical

Educational Objectives:

1. Understand the categories of dermal fillers and their different uses
2. Learn how fillers impact smile design
3. Learn how to choose which filler to use and for what application

AFTERNOON

HANDS-ON WORKSHOP

LOCATION: LEVEL 6 - ROOM 608

COURSE – W455

TOPIC – COMPOSITES

Class IV Restorations 2 Ways

Supported by Tokuyama Dental America

Attendance limited to 50



Newton Fahl, DDS, MS

1:30 p.m. – 4:30 p.m.

CE Units: 3.0P

AGD Subject Code: 254

Repeated Saturday, 8:30 a.m. – 11:30 a.m. · W450

Dentist

Advanced

Clinical

Educational Objectives:

1. Learn how to complete simple and more elaborate layering to achieve equally great esthetic results
2. Deal with color and anatomical challenges: finishing a Class IV to blend in seamlessly
3. Complete two contiguous Class IV restorations in one shot with exceptional proximal contacts



TUNE UP IN TENNESSEE!

Join us for the Academy of General Dentistry (AGD) 2013 Annual Meeting & Exhibits, June 27 to 30, 2013, at the brand-new Music City Center in Nashville, Tenn.

Get an entire year's worth of continuing education (CE) in one great location.

This year's educational program includes:

- "Smile Design, Esthetic, and Occlusal Techniques," with Gerard J. Chiche, DDS
- "Treatment Planning the Worn Dentition," with John C. Cranham, DDS, PC
- "What's Wrong with My Pictures? Tips and Tricks for Great Patient Photographs," with Rita Bauer

Learn more and register today at
www.agd.org/nashville

In addition to the hottest topics in CE, your registration for the AGD 2013 Annual Meeting & Exhibits includes:


- "Death's Acres: Life as a Forensic Anthropologist," the opening session with keynote speaker William Bass III, PhD, founder of "The Body Farm" and co-author of the best-selling Body Farm mystery novels
- Presidential Concert: A Night at the Ryman Auditorium, an intimate evening at the historic Nashville venue featuring a special musical guest
- Access to the latest in dental products and technologies from hundreds of exhibitors

To learn more about the meeting, follow us on Facebook and Twitter! Look for #TuneUpYourCE.
See you this summer in Music City!

TUNE UP IN TENNESSEE!

AGD 2013 Annual Meeting & Exhibits

June 27 to 30, 2013
N A S H V I L L E





WHAT'S IN THE AACD EXHIBIT HALL THIS YEAR?

Not only will AACD 2013 have the best in dental education, it will have the best in dental technology, too. Stop by for the best deals around on dental supplies, new technologies, socials, and ways to give back to the AACD Charitable Foundation.

Want to see the future of dentistry? Visit the Operatory of the Future, which will have two full operatories featuring the latest innovations from Henry Schein, Burkhart Dental and Midmark Corp.

For the latest products in the dental community, visit AACD Product Premiere, presented by Dentalcompare. Also, look in your conference tote bag for a coupon book you can use to buy products from select vendors. We've got some great deals this year!

Here's a list of exhibitors who are part of Product Premiere:

AD2 (Advanced Dental Designs, Inc.)
American Academy of Implant Dentistry (AAID)
Aseptico, Inc.
Atlantic Precious Metal Refining
ContacEZ, The Ultimate Proximal Contact Solution
Cosmedent
Dental Arts Laboratories, Inc.
DMG America
DoWell Dental Product, Inc.
Doxa Dental, Inc.
Dr. Fuji/ACIGI Relaxation
Ellman International, Inc.
GC America, Inc.
Guru
HydraFacial MD - Edge Systems, LLC
InfoStar
Interdisciplinary Dental Education Academy - IDEA
Jameson
Lips, Inc.
Microdental Laboratories
Onpharma, Inc.
ORASCOPTIC
PANADENT
Roadside Multimedia
SDI (North America), Inc.
Sesame Communications
Shofu Dental Corporation
Six Month Smiles
SPEAR
The Ladder
The Pacific Training Institute for Facial Aesthetics
Vident, a VITA Company
VOCO America, Inc.
WilcoxDesignGroup, LLC

Exhibit Hall Socials

Nightly Exhibit Hall socials give you a chance to enjoy the company of your fellow attendees while getting one-on-one attention from vendors. Cash bars will be available so that you can enjoy a cocktail while shopping and socializing with your colleagues. Thursday night's Exhibit Hall social is sponsored by Rosemont Media.

Black Friday Specials

Black Friday offers you and your dental team the opportunity to shop the AACD Exhibit Hall for some great deals to take home to your practice. Some vendors will be slashing their prices to prepare for this special shopping event, so be sure to stop by and see what they have to offer! Also included in your registration tote bag is an Exhibitor Coupon Book with promotions offered by select vendors. Grab your coupons and start saving!

Giving Back

Giving back has never been so easy—provided you have the winning bid! Stop by the AACD Charitable Foundation's Silent Auction, where you can bid on some great items that benefit a great cause—domestic violence survivors. Take home a great gift to remember Seattle. One of our biggest items includes a chartered sailboat trip to watch The America's Cup! Other items include dental equipment, celebrity memorabilia, and more.

Exhibit Hall SCHEDULE

LOCATION: Washington State Convention Center
Level 4 – Exhibit Hall 4D, 4E, 4F

Thursday, April 25

Exhibit Hall Hours..... 11:00 a.m. – 7:00 p.m.

Exhibit Hall Lunch 12:00 p.m. – 2:30 p.m.

Exhibit Hall Social

Sponsored by Rosemont Media 5:30 p.m. – 7:00 p.m.

Friday, April 26

Exhibit Hall Hours..... 11:00 a.m. – 7:00 p.m.

AACDCF Silent Auction Hours 11:00 a.m. – 1:00 p.m.

Exhibit Hall Lunch 12:00 p.m. – 2:30 p.m.

AACDCF Silent Auction Pick Up 4:00 p.m. – 7:00 p.m.

Exhibit Hall Social

Sponsored by Journal of Cosmetic Dentistry... 5:30 p.m. – 7:00 p.m.

Saturday, April 27

Exhibit Hall Hours..... 11:00 a.m. – 2:00 p.m.

Exhibit Hall Lunch 11:00 a.m. – 1:30 p.m.

AACDCF Silent Auction Item Pick Up.... 11:00 a.m. – 2:00 p.m.

FIND TIME TO DO WHAT YOU LIKE WHILE GROWING YOUR PRACTICE!

FREE
30 Day Trial
Subscription!

*See below
for details!*

CHAIRSIDE CLINICAL VIDEOS:

- Stand over the shoulder of today's leading clinicians

CONVENIENCE:

- 24/7 access from any computer device

COMFORT:

- No shoes and shirt required

COST:

- Less than 1 live course

















Free 30 Day Trial Subscription for the first 50 people
during the AACD Scientific Session!

















Contact Us:
800.460.4030 ext. 702
krussell@hdiq dental.com
BOOTH #922

HDIQ
DENTAL
www.hdiq dental.com



3M ESPE Dental Products600 www.3mespe.com	CliniPix, Inc.....1313 www.clinipix.com	Designs for Vision, Inc..... 334 www.designsforvision.com
3D BioCad 713 www.3dbiocad.com	Coltene.....1309 www.coltene.com	DMG America  909 www.dmg-america.com
3M ESPE Dental Products 802 www.3mespe.com	Comprehensive Finance 221 www.comprehensivefinance.com	DOCS Education..... 215 www.DOCSeducation.com
ACIGI Relaxation/Dr. Fuji  217 www.drufuji.com	ContactEZ, the Ultimate Proximal Contact Solution  735 www.contactEZ.com	DoWell Dental Products, Inc.  220 www.dowelldentalproducts.com
Advanced Dental Designs, Inc. (AD2)  434 www.ad2usa.com	Core3d Centres, LLP..... 1303 www.core3dcentres.com	Doxa Dental, Inc.  1404 www.ceramirus.com
AMD Lasers, a DENTSPLY International Company 726 www.amdlasers.com	Cosmedent  803 www.cosmedent.com	DSG Americus..... 814 www.dentalservices.net
American Academy of Implant Dentistry  1307 www.aaid.com	Crème della Crème Copywriting & Communication 206 www.cremedellacreme.org	Ellman International, Inc.  1320 www.ellman.com
American Dental Software1321 www.americandentalsoftware.com	Crescent Products 1322 www.crescentproducts.com	Esthetic Professionals.....336 www.estheticprofessionals.com
Aqualizer by Jumar Corp.1317 www.aqualizer.com	da Vinci Dental Studios.....806 www.davincilab.com	Excel Studios 438 www.weknowsmiles.com
Aseptico 739 www.aseptico.com	Danville Materials/Engineering.....322 www.danvillematerials.com	Garrison Dental Solutions 621 www.garrisondental.com
Atlantic Precious Metal Refining 1315 www.apmr.com	Dear Doctor 721 www.deardoctor.com	GC Advanced Technologies, Inc. 622 www.gc-at.com
Aurum Ceramic Dental Laboratories 614 www.aurumgroup.com	Demandforce 626 www.dental.demandforce.com	GC America, Inc.  620 www.gcamerica.com
BioHorizons536 www.biohorizons.com	Den-Mat Holdings, LLC.....608 www.denmat.com	Gold Dust Dental Lab..... 708 www.golddustdental.com
Bisco Dental Products609 www.bisco.com	Dental Arts Laboratories, Inc.  521 www.dentalartslab.com	Golden Proportions Marketing.....613 www.goldenproportions.com
Blatchford Solutions..... 1314 www.blatchford.com	Dental Health Products, Inc..... 920 www.dhpionline.com	Great Lakes Prosthodontics737 www.greatlakesortho.com
Brasseler USA714 www.brasselerusa.com	Dental Learning Centers..... 1419 www.DLCenters.com	GURU - Reality Engineering  1323 www.thehouseofguru.com
Burbank Dental Laboratory 728 www.burbankdental.com	Dental Savings Club 734 www.dentalsavingsclub.com	Hawaiian Moon 1416 www.aloecream.biz
Burkhart Dental Supply..... 1020 www.burkhartdental.com	Dental Tribune America, LLC.....537 www.dentaltribune.com	HDIQ Dental 922 www.hdiqdental.com
CareCredit.....736 www.carecredit.com	Dental USA 335 www.mydentalusa.com	HealthFirst.....444 www.healthfirst.com
Carestream Dental 623 www.carestreamdental.com	Dentalcompare815 www.dentalcompare.com	Henry Schein Dental1221 www.henryschein.com
Clinician's Choice Dental Products, Inc 913 www.clinicanschoice.com	Dentalxp.....821 www.dentalxp.com	Heraeus817 www.heraeus-dental-us.com
		Hiossen, Inc. 308 www.hiossen.com



Hu-Friedy..... 639	Medical Protective 324	Protech Dental Studio 527
www.hu-friedy.com	www.medpro.com	www.protechdentalstudio.com
HydraFacial MD - Edge Systems Corp.  ... 634	Meisinger USA 838	Quintessence Publishing Co. Inc..... 302
www.edgeforlife.com	www.meisingerusa.com	www.quintpub.com
IDEA - Interdisciplinary Dental Education Academy  306	Midmark Corporation 727	Re-Creations Dental Studios 925
www.ideausa.net	www.midmark.com	www.recreations.com
Infinite Therapeutics 1420	MicroDental Laboratories  503	RGP 710
www.infinitetherapeutics.com	www.microdental.com	www.rgpergo.com
InfoStar  1325	Nadia International, Inc. 812	Roadside Multimedia  707
www.infostarproductions.com	www.ronadro.com	www.roadsidemultimedia.com
Inman Aligner..... 312	NewBeauty Magazine..... 1410	Rose Micro Solutions 834
www.inmanaligner.com	www.newbeauty.com	www.rosemicrosolutions.com
Isolite Systems..... 436	NKP Medical Marketing 629	Rosemont Media 914
www.isolitesystems.com	www.NKPMedical.com	www.rosemontmedia.com
Ivoclar Vivadent, Inc 603	Nobel Biocare 808	Scientific Metals..... 1022
www.ivoclarvivadent.com	www.nobelbiocare.com	www.scientificmetals.com
Jameson Management, Inc.  235	Now Media Group, Inc..... 1012	SDI (North America), Inc.  435
www.jamesonmanagement.com	www.nowmediagroup.tv	www.sdi.com.au
Keating Dental Arts..... 1024	Onpharma, Inc.  911	Seattle Software Design..... 923
www.keatingdentalarts.com	www.onpharma.com	www.AlterImage.com
Kerr Corporation 615	Orasoptic  811	Sesame Communications  227
www.kerrdental.com	www.orasoptic.com	www.sesamecommunications.com
Kettenbach LP..... 337	Osteogenics Biomedical..... 511	Sharper Practice..... 1016
www.kettenbachusa.com	www.osteogenics.com	www.sharperpractice.com
Knight Dental Group..... 515	Pacific Dental Conference..... 539	Shofu Dental Corporation  1008
www.knightdentalgroup.com	www.pdconf.com	www.shofu.com
Komet USA 612	Pacific Training Institute - Botox  326	Six Month Smiles  711
www.komet-usa.com	www.ptifa.com	www.sixmonthsmiles.com
Kuraray America, Inc. 205	Panadent  921	Smile Reminder 1203
www.kuraraydental.com	www.panadent.com	www.smilereminder.com
Leica Microsystems..... 210	Patient News 509	SNAP Cosmetic Simulation Software..... 535
www.leica-microsystems.com	www.patientnews.com	www.snapdental.com
LightScalpel, LLC..... 636	Patterson Dental..... 314	Snap On Optics..... 234
www.lightscalpel.com	www.pattersondental.com	www.snaponoptics.com
Lips, Inc.  627	PeriOptix, Inc..... 610	SPEAR  443
www.lipsinc.com	www.perioptix.com	www.speareducation.com
LK Dental Studio 320	Philips Sonicare and Zoom Whitening..... 703	Springstone Patient Financing 720
www.lkdentalstudio.com	www.philipsoralhealthcare.com	www.springstoneplan.com
Magnavue/MVD 216	PhotoMed 717	SurgiTel/General Scientific Corporation..... 1312
www.magnavu.com	www.photomed.net	www.surgitel.com
Market Connections, Inc. / Dental Health News..... 638	PracticeDock powering LocateADoc.com..... 917	Synca Marketing, Inc..... 523
www.dentalhealthnews.org	www.locateadoc.com	www.buymicerium.com
	ProSites 715	Tekscan 529
	www.prosites.com	www.tekscan.com



The Cosmetic Dentistry Grants Program	225
www.cosmeticdentistrygrants.org	
The Dawson Academy	1215
www.thedawsonacademy.com	
The Ladder 	712
www.4theladder.com	
The Richardson Group	724
www.richardsoncoaching.com	
Tokuyama Dental America	915
www.tokuyama-us.com	
TruDenta	439
www.DRSdoctor.com	
Ultradent Products, Inc.	903
www.ultradent.com	
Ultralight Optics.....	513
www.ultralightoptics.com	
Valley Dental Arts.....	809
www.valleydentalarts.com	
Vident, a VITA Company 	203
www.vident.com	
Viva-Concepts	635
www.viva-concepts.com	
VOCO America, Inc. 	310
www.vocoamerica.com	
Washington State Dental Association	437
www.wsda.org	
Whip Mix Corporation.....	1213
www.whipmix.com	
Wilcox Design Group 	1225
www.wilcoxdesigngroup.net	
WORLD DENTAL LAB	1324
www.worldlabusa.com	
YES! Dental Laboratory, Inc.	1010
www.yesdentallab.com	
Yodle	836
www.yodle.com	
Zila, a TOLMAR Company	538
www.zila.com	
Zoll-Dental	1316
www.zolldental.com	
Zoom Media Connect	823
www.zoommediaconnect.com	

2013 AACD SPONSORS

Exhibiting Corporate Members

Americus New York / DSG
 Aurum Ceramic Dental Laboratories
 Cosmedent
 da Vinci Dental Studios
 DMG America
 Heraeus
 Ivoclar Vivadent, Inc.
 Knight Dental Group
 Kuwata Pan Dent Laboratory
 Michaelangelo Dental Studios
 Micro Advanced Cosmetics by MicroDental Laboratories
 Rosemont Media
 Septodont
 Springstone Patient Financing
 Valley Dental Arts

Platinum Sponsor

Ivoclar Vivadent, Inc.

Gold Sponsors

3M ESPE Dental Products
 Heraeus

Silver Sponsors

Aurum Ceramic Dental Laboratories
 Cosmedent
 Dental Arts Laboratories, Inc.
 GC America, Inc.
 Kerr Corporation
 Knight Dental Group
 Micro Advanced Cosmetics by MicroDental Laboratories
 Philips-Sonicare Zoom Whitening
 Rosemont Media
 Smile Reminder
 Tokuyama Dental America, Inc.
 Ultradent Products, Inc.

Bronze Sponsors

Bisco Dental Products
 Blatchford Solutions
 Coltene Whaledent
 ContacEZ
 da Vinci Dental Studios
 Demandforce



BLACK FRIDAY SPECIALS

GURU – Reality Engineering 1323

40% off a Deluxe Guru Case Presentation System including a fee iPad

Market Connections, Inc. /
Dental Health News 638

VISIT BOOTH 638

FOR AMAZING SHOW SPECIALS!

1. Interested in some FREE PATIENT NEWSLETTERS? Simply drop by our booth!
2. Already decided to order? SAVE UP TO 50% by placing your order at the Show!
Dental Health News® provides professional, customized dental newsletters and marketing programs for Practice Growth and Patient Retention. www.dentalhealthnews.org

InfoStar 1325

20%-33% Off at the Show!

InfoStar has provided patient education and Internet marketing for the dental professional since 1993. Marketing tools that work! The popular SIDEKICK chair-side patient education program increases larger case acceptance.

Crème della Crème
Copywriting & Communication 206

Got Something to Say But Don't Know How? Start with 50% off Press Release Writing/ Distribution Fees**!

Crème della Crème Copywriting & Communication announces a one-day-only 50% discount on writing/distribution fees to 2013 AACD Seattle attendees who schedule a press release announcement on Friday for writing/distribution within the next 6 weeks. A \$750. value, the discount is available when attendees sign-up at the booth on "Black Friday"!

Six Month Smiles 711

Register now and save \$718! You will receive \$200 off your course tuition as well as a coupon for your first Patient Tray Kit valued at \$518!

LK Dental Studio 320

Simplify Implants – One Custom Abutment, One Crown...One Fee

Doxa Dental, Inc. 1404

Buy 3 of the Same Refills, Get 1 SingleCap FREE!* *Shipped with order. Offer expires December 31, 2013. Order 3 SingleCap Refills or 3 DoubleCap Refills, receive 1 SingleCap Refill free. No mix-n-match. No free DoubleCap Refills. Cannot be combined with other offers.

ProSites 715

Get exclusive savings at AACD and save 30% with The Ultimate Online Marketing Package from ProSites. Get the key services needed to maximize your online visibility and grow your practice. Package includes: comprehensive website solution, mobile website, social media set-up, advanced SEO, and 6 months free hosting!

Advanced Dental Designs, Inc. (AD2) 213

AD2 delivers amazing value to all AACD attendees with our articulator and facebow system for only \$995! This system includes our newest semi-adjustable articulator, an anatomic facebow and a magnetic mounting system (includes 30 plates). Come visit our booth to take advantage of this special offer!

SNAP Cosmetic Simulation Software 535

Visit us to see how SNAP is going to increase your cosmetic case acceptance resulting in a more productive and profitable practice. Purchase SNAP at meeting and save up to \$2,400 in lab fees on the award-winning DURAthine veneers from Experience Dental Lab, who specialize in high-end aesthetic restorations.

DMG America 909

Buy 3 Luxatemp or Luxatemp Ultra Automix and Get 1 Luxatemp/Luxatemp Ultra Automix AND 1 LuxaGlaze FREE!

Shofu Dental Corporation 1008

Buy 1 Zero Flow Kit or Low Flow Kit (Beautiful Flow Plus and BeautiBond Combo Kits) AND Get 1 SuperSnap Rainbow Kit and 1 Direct Dia Paste FREE!

ACIGI Relaxation/Dr. Fuji 217

Fuji Cyber Relax Chair, best massage chair, show special 50% off.

Esthetic Professionals 336

1. 50% off Classes
2. Discounts on Educational DVD Series (12 hours of training)
3. \$1,500 off residency programs
4. \$99 Full Zirconium restorations for one month
5. Every 6th crown or veneer free for 6 months
6. Free diagnostic wax-up for every anterior crown or veneer case done in Premier Lab (6 units or more)

Danville Materials 322

Take advantage of Danville's Microprime G desensitizing agent promotion. Buy 3 bottles, get 1 free. Over 20 million successful applications. Highly recommended by leading clinicians. Introductory offer on Danville's new Universal Composite! ZNano Trial kit \$99.95 (normally \$113.95) Superior esthetics, polish and durability. If you're currently using Tokuyama's Estelite or 3M's Filtek Supreme Ultra, you must try Znano!

Infinite Therapeutics 1420

MSRP \$5,497.00 – Show Special \$4,497.00! Free Extended Two Year Warranty! Free Freight & No Sales Tax! Savings of Over \$2,000.00! Ask about our 0% Financing!

Demandforce 626

Sign up with Demandforce at AACD and we will waive your set up fee, a \$299 value! Don't miss this opportunity!

Tekscan, Inc. 529

T-Scan Occlusal Analysis System - \$500 off a system purchase

LightScalpel 636

LightScalpel dental CO2 laser at 20 % off list price – AACD 2013 One Day Only.

Golden Proportions Marketing 613

FREE SEO analysis of your existing website, plus first month FREE with Search Engine Positioning contract when you sign up by May 31, 2013. Stop by our booth to inquire if your site meets the standards of today's Google search. Value \$1500.



MORE BLACK FRIDAY SPECIALS

PANADENT921

Receive 15% off at the show when purchasing a Panadent Magnetic or Non-magnetic Articulator or Articulator Package. The special includes our Kois System Special Package A, which has the essential items to start using the Panadent PCH Articulator and Kois Dento-Facial Analyzer System!

AMD LASERS, A DENTSPLY International Company..... 726

Our popular "Pick Two" promo is back. When you order a Picasso or Picasso Lite at the show you may choose to add any two of the items listed below for free and customize your laser package:

- Diode laser surgical manual (digital)
- Box of bendable disposable tips
- Full practice certification
- Free shipping

Kettenbach337

25% off any order, including any published promotional offer on Panasil VPS or Identium VSXE Impression Material, Silginat Alternative Alginate, Futar Bite Registration Material, and Visalys Temp High Strength, Long Term Provisional Resin. Don't miss your opportunity to save as much as 50% on your materials purchase.

American Dental Software1321

Get found on mobile devices-Free Mobile website from American Dental software.

Ultradent Products, Inc. 903

Your desire, cured! Ultradent's award-winning VALO broadband LED curing light is 15% off!

Smile Reminder1203

"Smile Reminder AACD "Black Friday" Deal! Save 50% on activation when you sign up for a 60-day trial of our Revolutionary Patient Engagement software. Now only \$199. Regularly \$399. Come by booth #1203 for details."

Onpharma, Inc..... 911

Special: \$275 rebate on your initial order of Onset - includes 1 Onset Mixing Pen, 1 Sodium Bicarbonate Neutralizing Additive and 1 Onset Cartridge Connectors.

Viva-Concepts635

The Viva Referral System the leader in Patient Acquisition. We would like to offer all AACD show attendees a \$200 discount on all Viva orders taken at the show.

RGP Dental710

RGP Dental is offering a 20% discount off of all products purchased on Black Friday at the 2013 AACD in Seattle! Be sure to come by and check out our newest line of dental stools. We promise you won't be sorry!

Dental Health Products, Inc..... 920

Stop by our booth to see how you could win a FREE Keurig® Single Cup Brewer!

Spear 443

Only \$995 for any 2013 Spear seminar. Regularly priced at \$1650, this special offer is available for any of the following seminars: Demystifying Occlusion, Treating the Worn Dentition, Creating Esthetic Excellence, or The Art of Treatment Planning and Case Presentation. Visit the Spear booth #443 to register. Limited to 50 people.

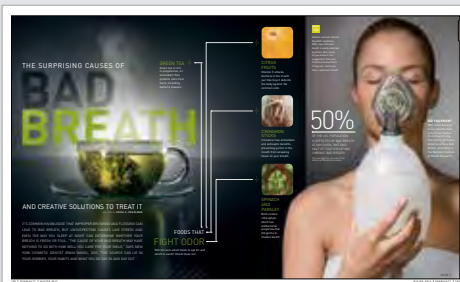
Inman Aligner..... 312

When you sign up for the Inman Aligner Hands-on Training Course, you will receive a FREE Case Photo Book, filled with before and after photos of actual Inman Aligner patients.

DenMat608

Save \$200 on the Sol Portable Diode laser. Only \$2295 and includes 8-CE training, one day only. Sol delivers true portability, power and precision, along with enhanced ergonomics and a simple interface for the fraction of the price of other lasers.

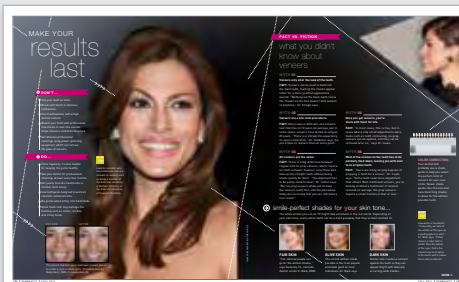




> THE SURPRISING CAUSES OF BAD BREATH



> HOW TO GET THE PERFECT SMILE FOR SPECIAL OCCASIONS



> MIRACLE SMILE MAKEOVER TREATMENTS

— THE ONLY —
BEAUTY MAGAZINE WITH
COSMETIC DENTISTRY
EDITORIAL
 — IN EVERY ISSUE —



NEW BEAUTY
 & AACD | A BEAUTIFUL
 PARTNERSHIP

To learn more, call **866-NEWBEAUTY** or visit www.newbeauty.com



EXHIBITOR PRODUCT CATEGORIES

Abrasives

ContacEZ
Meisinger USA
Shofu

Adhesion

3M ESPE Dental Products
Bisco
Kuraray America, Inc.
Tokuyama Dental America

Advertising Agency

Crema della Crema
Copywriting & Communication
Golden Proportions Marketing
Now Media Group

Air Abrasion

Danville Materials/Engineering

Appointment Reminder Systems

Sesame Communications
Smile Reminder

Articulators

Advanced Dental Designs, Inc. (AD2)
Great Lakes Prosthodontics
Panadent
Whip Mix

Association

American Academy of Implant Dentistry
Pacific Dental Conference
Washington State Dental Association

Bonding

Bisco
Cosmedent
Danville Materials/Engineering
GC America
Kerr Corporation
Kuraray America, Inc.
Shofu
Tokuyama Dental America
VOCO America, Inc.

Botox

Pacific Training Institute - Botox

Burs

Brasseler USA
Coltene
Komet USA
Meisinger USA

CAD/CAM

3D BioCAD
Core3d Centres, LLP
GC Advanced Technologies
Henry Schein
MicroDental Laboratories
Nobel Biocare
Patterson Dental
Whip Mix

Cameras

SurgiTel/General Scientific Corporation

Cameras - Extra Oral

CliniPix, Inc.
Magnavu/MVD
PhotoMed

Cameras: Intra Oral

Carestream Dental
GURU - Reality Engineering
Magnavu/MVD
PhotoMed
Sharper Practice

Cements

Bisco
Cosmedent
Doxa Dental, Inc.
GC America
Ivoclar Vivadent, Inc.
Kerr Corporation
Kuraray America, Inc.
SDI (North America), Inc.
Tokuyama Dental America
VOCO America, Inc.

Composites

3M ESPE Dental Products
Bisco
Coltene
Cosmedent
Danville Materials/Engineering
Garrison Dental Solutions
GC America
Henry Schein
Heraeus
Ivoclar Vivadent, Inc.
Kerr Corporation
Shofu
Synca Marketing, Inc.
Tokuyama Dental America
Ultradent Products, Inc.
VOCO America, Inc.

Computer Imaging

Patterson Dental
Re-Creations Dental Studios
SNAP Cosmetic Simulation Software

Computer Software

American Dental Software
BioHorizons
Demandforce
DOCS Education
Quintessence Publishing
Seattle Software Design
Smile Reminder
SNAP Cosmetic Simulation Software

Curing Lights

Henry Schein
Ivoclar Vivadent, Inc.
SDI (North America), Inc.
Ultradent Products, Inc.

Dental Laboratory

Advanced Dental Designs, Inc. (AD2)
Aurum Ceramic Dental Laboratory
Burbank Dental Lab
da Vinci Dental Studio
Dental Arts Laboratories, Inc.
DSG Americus
Esthetic Professionals
Excel Studios
Gold Dust Dental
Keating Dental Arts
Knight Dental Group
LK Dental Studio
MicroDental Laboratories
ProTech Dental Studio
Re-Creations Dental Studios
Six Month Smiles
Valley Dental Arts
WORLD LAB USA
YES! Dental Laboratory, Inc.

Dermal Fillers

Pacific Training Institute - Botox

Digital Radiography

Burkhart Dental Supply
Carestream Dental
Patterson Dental

Education/Training

American Academy of Implant Dentistry
American Dental Software
BioHorizons
Dental Tribune America, LLC
Dentalcompare
DentalXP
DOCS Education
DoWell Dental Products

EXHIBITOR PRODUCT CATEGORIES

Education/Training (cont.)

Esthetic Professionals
 HDiQ Dental
 HealthFirst
 IDEA
 Inman Aligner
 Jameson Management, Inc.
 LK Dental Studio
 Nadia International
 Pacific Dental Conference
 Pacific Training Institute - Botox
 Quintessence Publishing
 Six Month Smiles
 SPEAR
 The Dawson Academy
 TruDenta

Financial Services

Comprehensive Finance
 Springstone Patient Financing

Handpieces

Aseptico
 Brasseler USA
 Ellman International

Implants

American Academy of Implant Dentistry
 BioHorizons
 Dental USA
 Excel Studios
 Hiossen
 IDEA
 LK Dental Studio
 MicroDental Laboratories
 Nobel Biocare

Impression Materials

3M ESPE Dental Products
 Clinician's Choice Dental
 DMG America
 Heraeus
 Kerr Corporation
 Kettenbach LP

Infection Control

Garrison Dental Solutions
 HealthFirst
 Hu-Friedy

Instruments

3D BioCAD
 Clinician's Choice Dental
 Dental Savings Club
 Dental USA
 DoWell Dental Products
 Ellman International

Instruments (cont.)

Garrison Dental Solutions
 Hu-Friedy
 Isolite Systems
 Zoll-Dental

Internet Marketing

American Dental Software
 Demandforce
 Golden Proportions Marketing
 NKP Medical Marketing
 Now Media Group
 ProSites
 Roadside Multimedia
 Rosemont Media
 Sesame Communications
 Yodle

Laboratory Instruments

Panadent
 RGP
 Six Month Smiles

Lasers

AMD Lasers,
 a DENTSPLY International Company
 Biolase
 Burkhart Dental Supply
 Den-Mat
 Great Lakes Prosthodontics
 Henry Schein
 LightScalpel, LLC
 Zila, a TOLMAR Company

Lights

Den-Mat
 Designs for Vision, Inc.
 Isolite Systems
 Magnavu/MVD
 Orascope
 PeriOptix
 Rose Micro Solutions
 Snap On Optics
 SurgiTel/General Scientific Corporation
 Ultralight Optics

Loupes

Brasseler USA
 Designs for Vision, Inc.
 Orascope
 PeriOptix
 Rose Micro Solutions
 Snap On Optics
 SurgiTel/General Scientific Corporation

Microscopes

Leica Microsystems
 Magnavu/MVD
 Rose Micro Solutions

Occlusion

Advanced Dental Designs, Inc. (AD2)
 Tekscan, Inc.
 Whip Mix

Office Design

Infinite Therapeutics
 Nadia International
 Wilcox Design Group, LLC

Office Furniture

ACIGI Relaxation/Dr. Fuji

Oral Cancer Screening

Zila, a TOLMAR Company

Oral Hygiene

Philips Sonicare and Zoom Whitening

Orthodontics

Advanced Dental Designs, Inc. (AD2)
 Dental USA
 Great Lakes Prosthodontics
 Hu-Friedy
 IDEA
 Inman Aligner
 Six Month Smiles

Other: Alter Image

Seattle Software Design

Other: Analgesia Equipment

Onpharma, Inc.

Other: Anesthesia Delivery System

Onpharma, Inc.

Other: Anesthetics

Onpharma, Inc.

Other: Aqualizer

Aqualizer by Jumar Corp

Other: Article Copywriting

Crema della Crema
 Copywriting & Communication

Other: Bone Regeneration

Osteogenics Biomedical

Other: Crowns

Hu-Friedy

Other: Cushions

Crescent Products

Other: Cyber Relax Chair

ACIGI Relaxation/Dr. Fuji



EXHIBITOR PRODUCT CATEGORIES

Other: Discs, Models

Komet USA

Other: Disposable Products

Whip Mix

Other: e.max

Nobel Biocare

Other: Emergency Medical Equipment

HealthFirst

Other: Ergonomic Seating

RGP

Other: Fluoride Products

DMG America

Other: Implant Motors

Aseptico

Other: Infinity brand massage chairs

Infinite Therapeutics

Other: Interproximal Cleaning

Philips Sonicare and Zoom Whitening

Other: Intra-Oral Sandblasters

Danville Materials/Engineering

Other: Leadership

The Richardson Group

Other: Malpractice Insurance

Medical Protective

Other: Massage

ACIGI Relaxation/Dr. Fuji

Other: Milling

Core3d Centres, LLP

Other: Patient Comfort

Crescent Products

Other: Patient Retention & Acquisition Resources

Market Connections, Inc./Dental Health News

Other: Piezo Surgical Machine

DoWell Dental Products

Other: Portable LED Lights

Aseptico

PeriOptix

Other: Practice Coaching

The Richardson Group

Other: Promotional Lip Balm

Lips, Inc.

Other: Protective Eyewear

PeriOptix

Other: Radiosurgical Equipment & Accessories

Ellman International

Other: SEO

InfoStar

Other: Sidekick MP

InfoStar

Other: Skin Care

Hawaiian Moon

HydraFacial MD - Edge Systems Corp

Other: Social Media

InfoStar

Other: Temporary Crown & Bridge Materials

DMG America

Kettenbach LP

Other: Ultrasonic Scaler

Zila, a TOLMAR Company

Other: Vibration Machine

ACIGI Relaxation/Dr. Fuji

Patient Communication

Demandforce

Patient Education

Dear Doctor

DOCS Education

GURU - Reality Engineering

Market Connections, Inc./Dental Health News

Now Media Group

Patient News

ProSites

Patient Financing

Springstone Patient Financing

Patient Payment Plans

CareCredit

Springstone Patient Financing

Photography

CliniPix, Inc.

Dental Learning Centers

Pacific Training Institute - Botox

PhotoMed

Photography/Video

Roadside Multimedia

Polishers

Brasseler USA

Clinician's Choice Dental

ContactEZ

Cosmedent

Meisinger USA

Komet USA

Porcelain Systems

Ivoclar Vivadent, Inc.

Porcelains

Kuraray America, Inc.

Shofu

Vident, a VITA Company

Portable X-Ray

Aseptico

Posts

Coltene

Komet USA

Power Toothbrushes

Philips Sonicare and Zoom Whitening

Zila, a TOLMAR Company

Practice Management

Blatchford Solutions

Carestream Dental

Crema della Crema

Copywriting & Communication

Dear Doctor

GURU - Reality Engineering

Jameson Management, Inc.

Smile Reminder

The Richardson Group

Practice Marketing

American Dental Software

Demandforce

Golden Proportions Marketing

Jameson Management, Inc.

Lips, Inc.

Market Connections, Inc./Dental Health News

NKP Medical Marketing

Patient News

PracticeDock powering LocateADoc.com

ProSites

Roadside Multimedia

Sesame Communications

Smile Reminder

The Richardson Group

Viva-Concepts

Zoom Media Connect



EXHIBITOR PRODUCT CATEGORIES

Prosthetic Aids

ContacEZ
Great Lakes Prosthodontics

Publications

Dear Doctor
Dental Tribune America, LLC
Dentalcompare
NewBeauty Magazine
Patient News
Quintessence Publishing
The Ladder

Refining Services

Atlantic Precious Metal Refining
Scientific Metals

Restorative Materials

3M ESPE Dental Products
BioHorizons
Den-Mat
DMG America
Garrison Dental Solutions
GC America
Heraeus
IDEA
Nobel Biocare
SDI (North America), Inc.
Ultradent Products, Inc.
Vident, a VITA Company
VOCO America, Inc.

Shade Guides

Dental Learning Centers
The Ladder
Vident, a VITA Company

Specialty Products

Clinician's Choice Dental
Crescent Products
The Ladder

Supply

Burkhart Dental Supply
Dental Health Products, Inc.
Patterson Dental

Teeth

Vident, a VITA Company

Veneers

Aurum Ceramic Dental Laboratory
Coltene
Den-Mat
Excel Studios
LK Dental Studio
MicroDental Laboratories

Web Sites

Creme della Creme
Copywriting & Communication
Dear Doctor
Dental Learning Centers
Dental Tribune America, LLC
Dentalcompare
Golden Proportions Marketing
InfoStar
Jameson Management, Inc.
NKP Medical Marketing
Now Media Group
ProSites
Roadside Multimedia
Rosemont Media
Sesame Communications
Yodle

Whitening

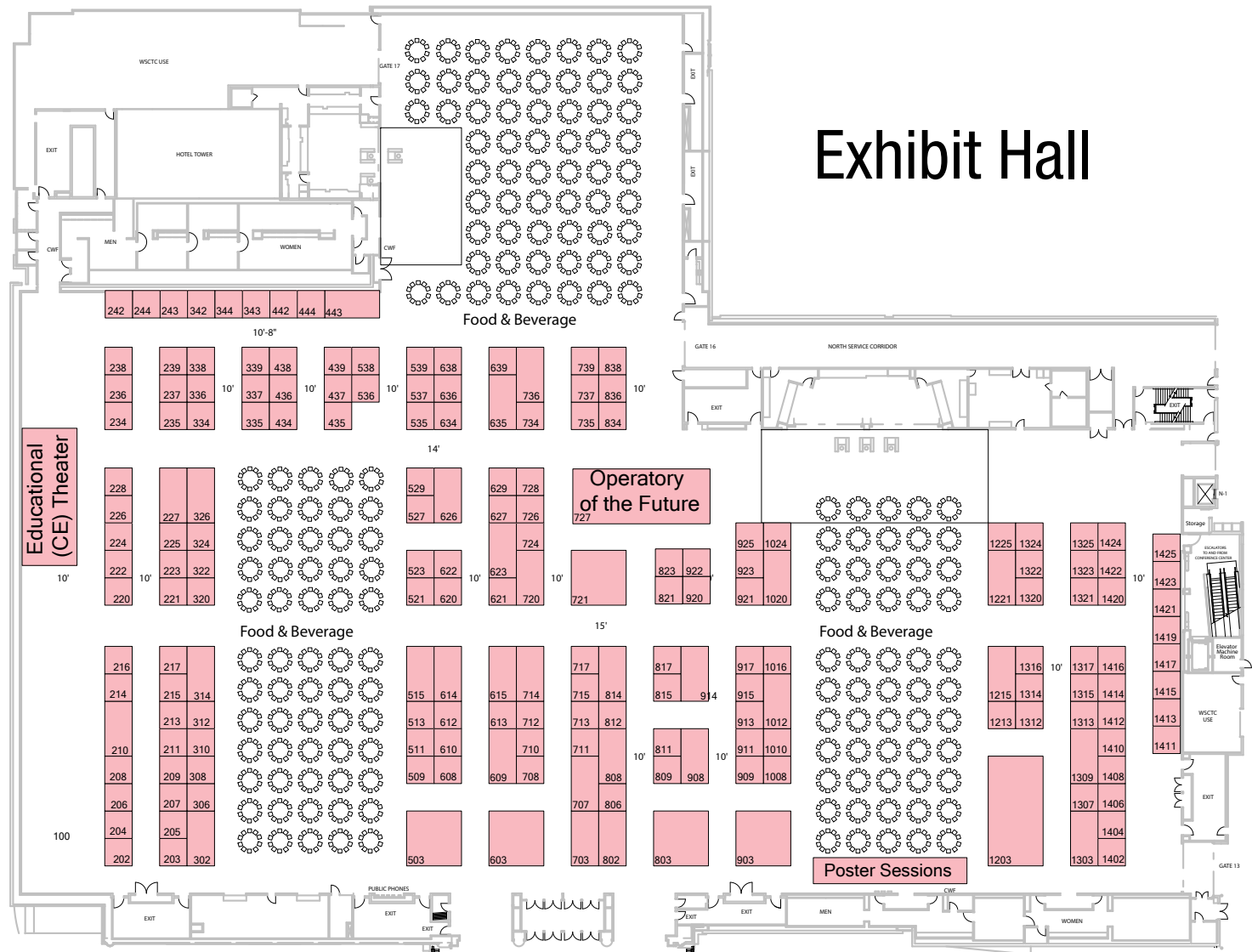
Heraeus
Philips Sonicare and Zoom Whitening
SDI (North America), Inc.
Ultradent Products, Inc.
Viva-Concepts

X-Ray Equipment

Carestream Dental
HealthFirst



Exhibit Hall



FREE AACD American Academy of Cosmetic Dentistry® VIDEOS for Your Website

ADD AT
BOOTH
#721



AACD video topics include:

- Cosmetic Dentistry
- How to Choose a Cosmetic Dentist
- Dental Implants
- Porcelain Veneers
- Teeth Whitening

Now Available in Seattle:

- Clear Orthodontic Aligners **NEW!**
- Cosmetic Bonding **NEW!**
- Tooth-Colored Fillings **NEW!**
- Removable Dentures **NEW!**
- Crowns & Bridgework **NEW!**

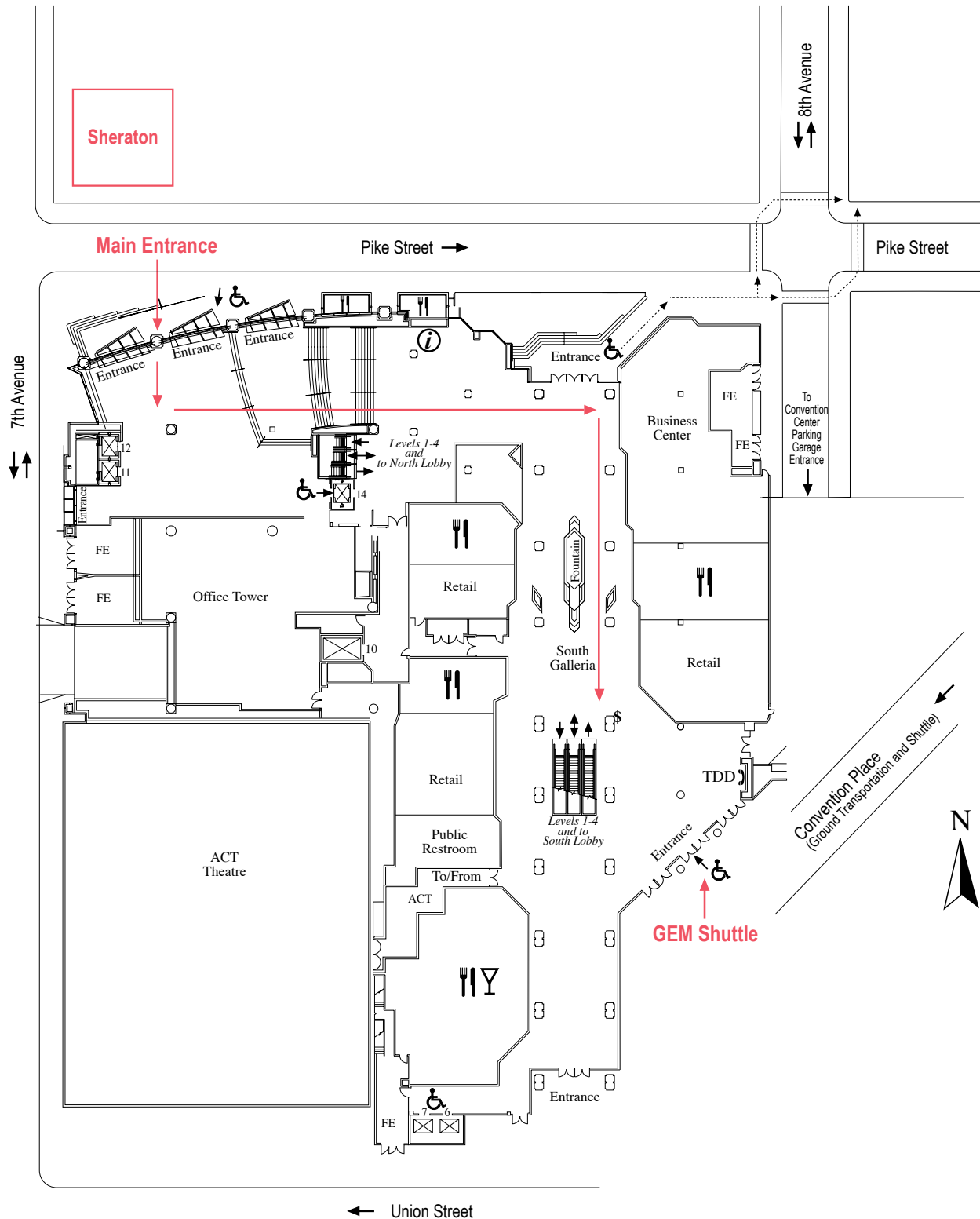
The AACD & Dear Doctor have joined forces to produce **patient-education videos** to help grow your practice. Best of all, these premium videos are included FREE — in your AACD membership.

Visit Dear Doctor's **booth #721** to learn more.

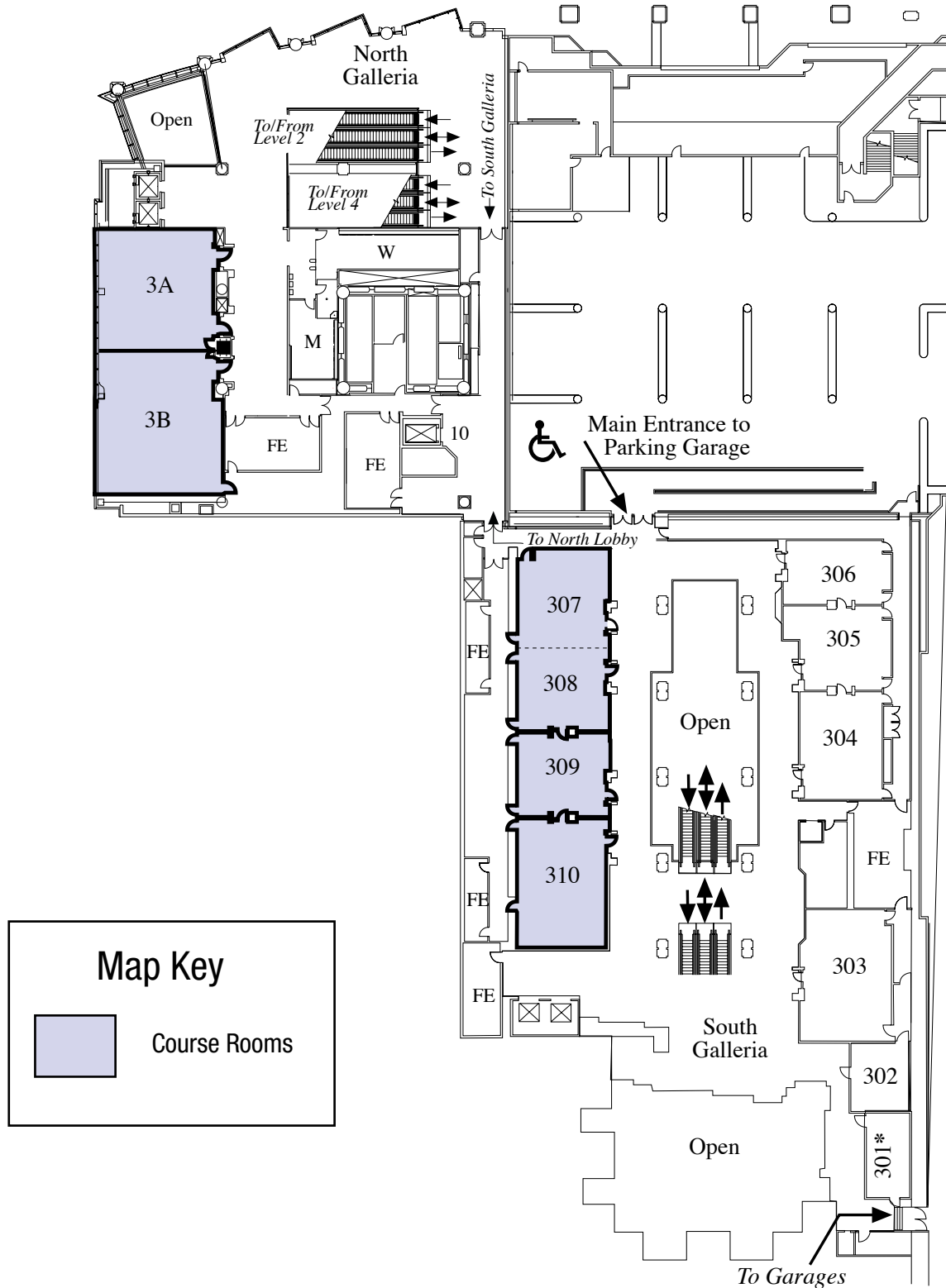
Dear
DOCTOR®
DENTISTRY & ORAL HEALTH

VISIT BOOTH #721

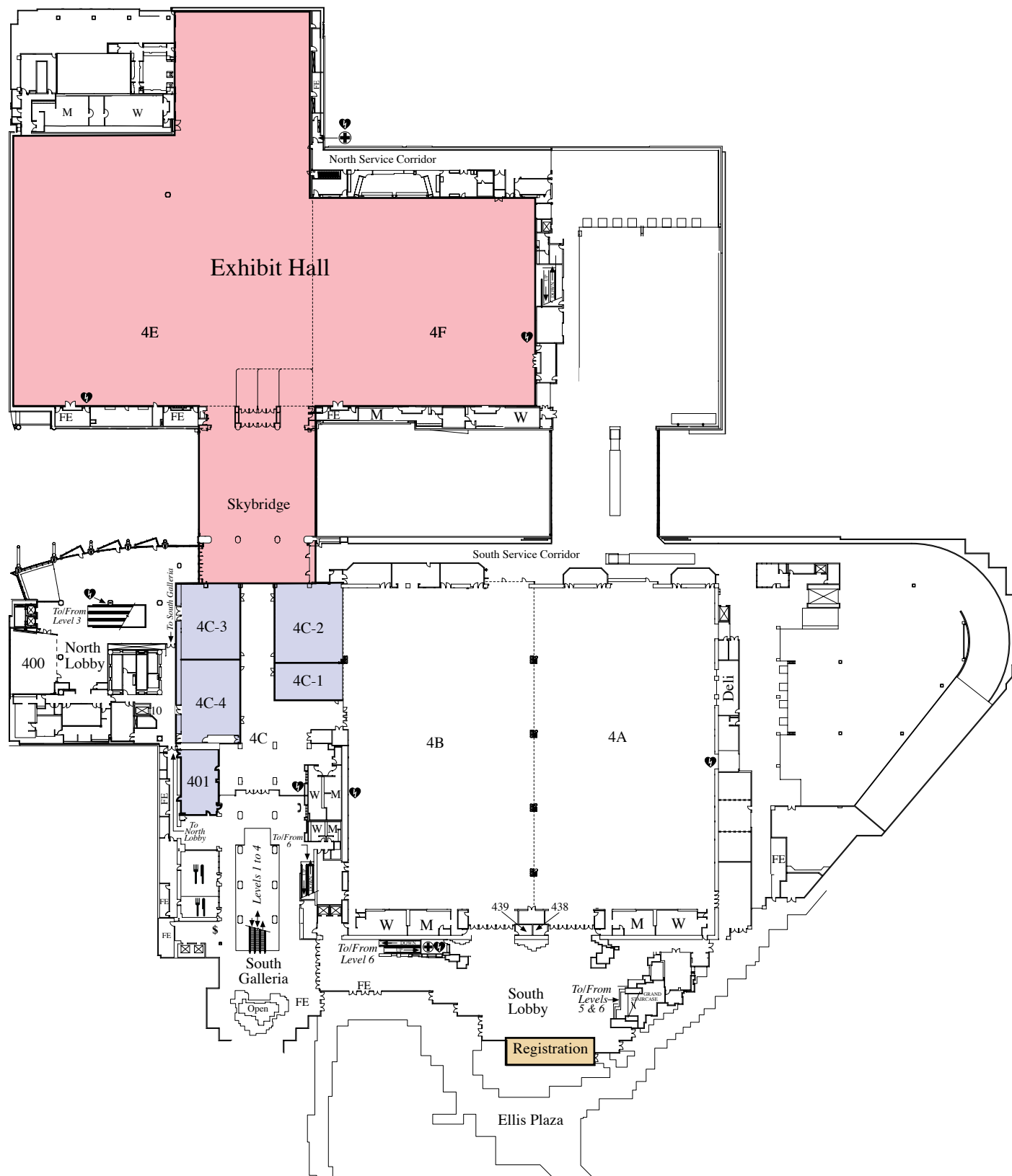
Level 1 | Washington State Convention Center



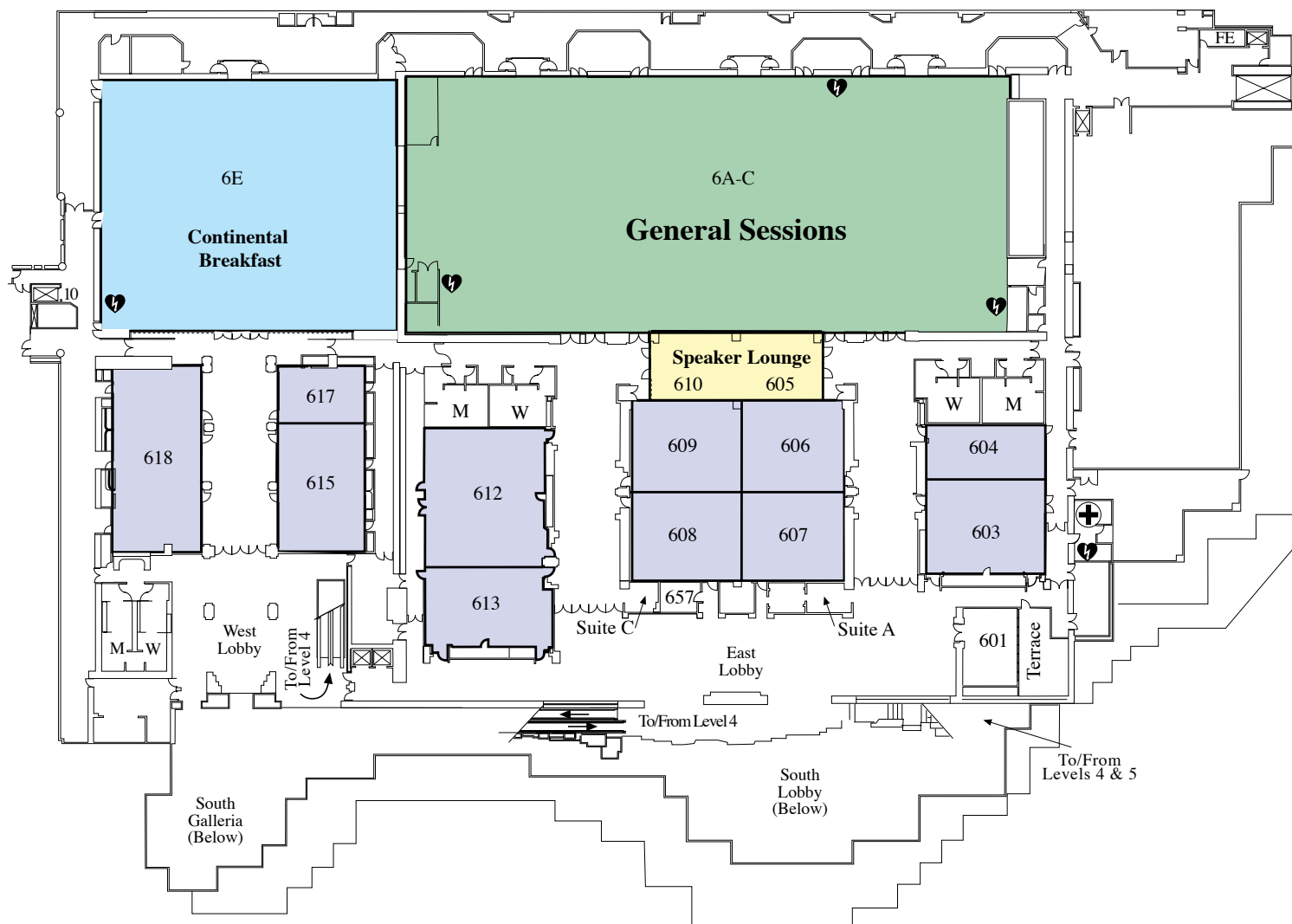
Level 3 | Washington State Convention Center







Level 4 | Washington State Convention Center



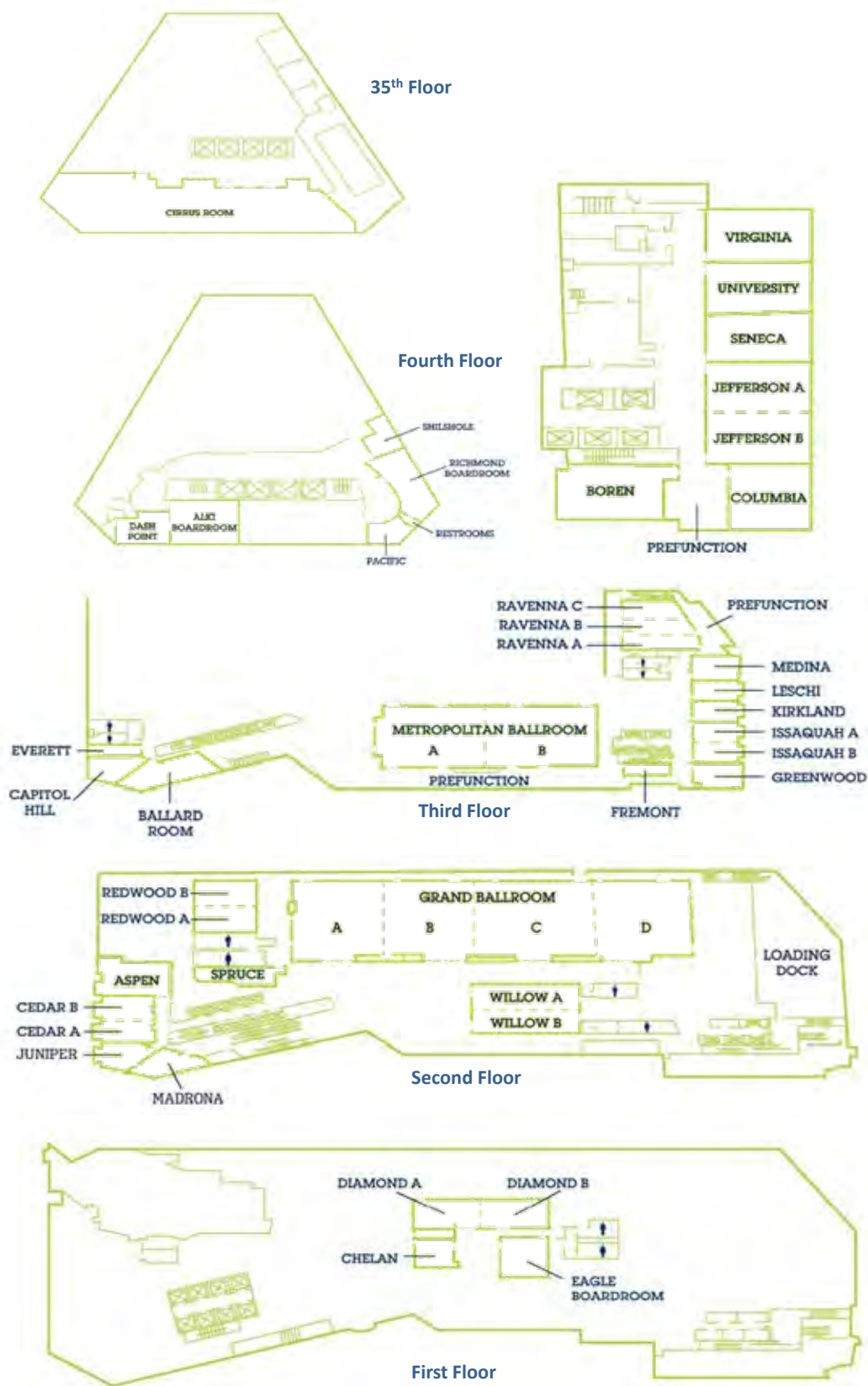
Level 6 | Washington State Convention Center



Map Key

	Course Rooms		Registration
	Exhibit Hall		Speaker Lounge
	General Sessions		Continental Breakfast

Sheraton



STOP BY THE QUINTESSENCE BOOTH
(#302) TO LEARN MORE.

NEW BOOKS FROM QUINTESSENCE!

The latest concepts from master
clinicians in esthetics.




Quintessence of Dental Technology 2013

Editor: Sillas Duarte, Jr

216 pp; 810 color illus;
ISBN 978-0-86715-593-8
(J0624); **US \$128**

Layering techniques
for esthetic restoration.



Layers: An Atlas of Composite Resin Stratification

Jordi Manauta and Anna Salat

448 pp; 1,234 color illus;
ISBN 978-8-87492-173-7 (B9520);
US \$228

Blending ceramic art
and dental science.

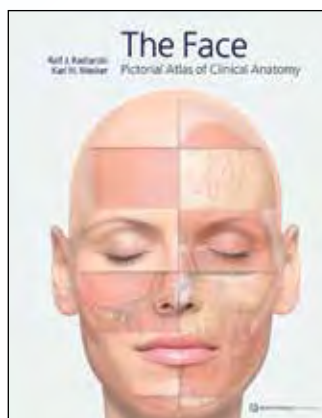


Inspiration: People, Teeth, and Restorations

Edited by
Luiz Narciso Baratieri

482 pp; 1,672 color illus;
ISBN 978-1-85097-229-7 (B9071);
US \$228

Hyper 3D anatomical illustrations
of arresting beauty.



The Face: Pictorial Atlas of Clinical Anatomy

Ralf J. Radlanski and
Karl H. Wesker

366 pp; 406 color illus;
ISBN 978-1-85097-214-3 (B9072);
US \$178



TO ORDER

CALL: (800) 621-0387 (toll free within US & Canada) • (630) 736-3600 (elsewhere) 02/13
FAX: (630) 736-3633 EMAIL: service@quintpub.com WEB: www.quintpub.com
QUINTESSENCE PUBLISHING CO INC, 4350 Chandler Drive, Hanover Park, IL 60133

Arnold, III J. Fred	64	Jameson, Cathy	47	Reeves, Tesa	63
Baird, Bruce	33	Jones, Lynn.....	62	Rego, Nelson	26, 60
Bakeman, Betsy.....	26, 37, 49, 60	Kaminer, Ronald	53	Reynolds, J.A.....	26
Barakat, Hisham.....	51	Kim, Jason	37	Rickert, Dwight	26
Bassett, Joyce.....	54, 63	Kim, Kwanghyo.....	61	Rowe, Jr. W. Johnston	26
Bernstein, Mickey	61	Kinzer, Gregory.....	53	Roberts, Warren.....	64
Blatchford, William	48	Koczarski, Michael	35, 36, 50, 55	Rosenthal, Larry	37
Brady, Lee Ann	52, 61	Kois, John	60, 63	Russell, James	40, 55
Brown, Brené	32	Lampl, Stephan.....	35, 40	Salama, Maurice	26
Brucia, Jeff.....	50	Latta, Mark.....	38, 60	Salehrabi, Robert	36
Chan, David.....	39	Leopardi, Aldo	51, 62	Sesemann, Michael R....	26, 34, 38, 46
Cooper, Deborah.....	63	LeSage, Brian.....	46, 48, 52	Sheets, Cherilyn.....	46
Cranham, John.....	33, 39	Lewis, Guy	33	Smith, B. Kent	33
Crispin, Bruce.....	47	Little, David.....	32	Smithson, Jason	62
DiFrisco, Michael.....	33, 37	Lodding, Stephanie.....	33	Sorenson, John.....	52
Dorfman, William	63	Magnuson, Brett	36, 48, 53	Spear, Frank.....	32
Eshom, David.....	37	Marus, Robert	55	Spoor, Rhys.....	61
Fahl, Jr. Newton.....	35, 38, 47, 62	McLaren, Ed	34	Sullivan, John	33
Feck, Anthony.....	37, 61	Mechanic, Elliot.....	36, 40	Taylor, Jeffery.....	37
Flax, Hugh.....	49	Milnar, Frank	34, 49, 53, 64	Todd, Charlie.....	46
Garber, David	26	Mopper, K. William	34	Trinkner, Thomas.....	38
Goldstein, Steven.....	47	Murphy, Mark.....	38	van As, Glenn	46
Graham, Lou	38	Nash, Ross	40, 55	Voller, Ray.....	38
Hadley, Jack.....	33	Neuber, James.....	63	Ward, Daniel	49
Hahn, Christian	51	Nosti, John	39	Ward, Marilyn	62
Hartlieb, Dennis	50	Olson, Bradley J.....	26	Wells, Dennis	51
Haywood, Van	60	Ontiveros, Joe	64	Weston, John.....	39, 51
Hess, Leonard.....	33, 39, 48	Otsuki, Masayuki	52	Willes, Mark	63
Hewlett, Edmond.....	53	Paquette, Jacinthe	46	Willhite, Corky	35, 54
Hill, Nate	63	Peck, Fred	54	Winans, Xaña.....	33
Hinoura, Ko	52	Peyton, James	32, 61	Wohlberg, Jennifer	49, 53
Hollar, Susan.....	26, 40	Pournaras, Nick.....	63		
Jackson, Ronald.....	32, 50, 54, 63	Qureshi, Atif	40, 55		

One Website

ELEGANTLY CRAFTED

for All Screen Sizes & DEVICES



LEADERS IN RESPONSIVE WEB DESIGN & MARKETING



Call Today
800.491.8623

1010 Turquoise Street, Suite 301, San Diego, CA 92109 • Ph. 800.491.8623
www.rosemontmedia.com • info@rosemontmedia.com • www.facebook.com/rosemontmedia



TOPIC INDEX

Find your **favorite** topics here!

Accreditation	Inspiration	Productivity
26, 32, 34, 36, 37, 46, 48, 52, 60, 61, 64	46	33
Adhesives.....	Interdisciplinary Dentistry.....	Removable Prosthodontics.....
50, 55	46	39
Bonding	Lasers.....	Restorations
35, 47, 51, 54	33, 46	54
Color and Bleaching.....	Marketing	Risk Management Assessment ...
64	33, 37, 48	52, 63
Composites	Materials.....	Self Improvement.....
32, 34, 35, 38, 39, 49, 50, 51, 54, 55, 60, 62, 63, 64	38, 49, 52, 53	32
Dermal Fillers	Minimally Invasive Dentistry	Sleep Apnea
64	52, 53, 62	33
Direct Resins.....	Orthodontics	Smile Design
62	37, 40, 55, 61	36, 51, 63
Endodontics	Patient Care	Smile Transformation
36	61	37
Esthetics.....	Patient Education	Students.....
32, 47, 60	38	63
Gingival Contouring.....	Perio Restorative	Temporaries
61	24, 26	40
Implants	Photography	Temporization
32, 38, 49, 51, 62	36, 47, 61, 63	36, 40
Incisal Edge	Practice Development	Treatment Planning
33, 39	61	48, 53
	Practice Management	Veneers.....
	47	35, 38, 39, 40, 49, 53, 63
	Preparation Design	Whitening.....
	54	60



ASK US
ABOUT THE
**Platinum
Set**
TODAY!

EVENT RECORDINGS

The 2013 AACD Scientific Session Recordings are available for purchase!



SynchVue® DVD-ROM

Accreditation Essentials

Save \$\$ with the...

Gold Set

- SynchVue® DVD-ROM
- Accreditation Essentials SelectVue DVD® Set

On-Site **\$599**_(+s/h) Post-Con \$799_(+s/h)

Accreditation Essentials SelectVue DVD® Set

Features Case Types on Individual DVD Videos with Multiple Viewing angles: **Slides Only, Speaker Only, or Slides And Speaker**

\$275_(+s/h)

SynchVue® DVD-ROM

View slides and demos synced with speaker audio

MAC/PC DVD-ROM Drive Required

On-Site **\$499**_(+s/h) Post-Con \$649_(+s/h)

VueTorial® Online

View slides and demos synced with speaker audio

Broadband Internet Access Required

On-Site **\$499** Post-Con \$649

Visit the Recordings Sales Desk or www.tsok.net/AACD13/ to order today!

Please Note: Recording options may change. Some sessions may be omitted due to speaker or program revisions.

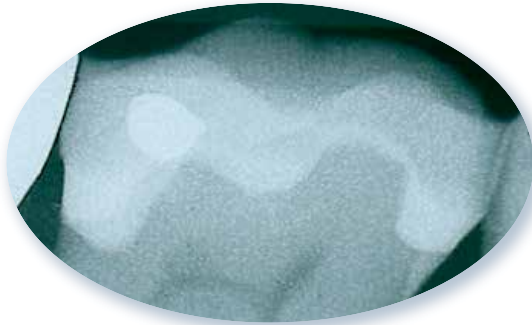
Recordings provided by the Source of Knowledge • (858) 635-5969 • sales@sok-media.com



COSMEDENT® Problem Solvers™

Visit **BOOTH #803** and **SAVE 20%** when you order two different **Problem Solvers**.

Never Misdiagnose Decay!



with **RENAMEL DE-MARK**

Make Composite Easy to Manipulate



with **BRUSH & SCULPT**

**Stop Your Core from Gouging,
Ditching or Slumping**



with **COSMECORE Core Build-Up**

No More Dark Stains



with **PINK OPAQUE**

Polish Hard-to-Reach Areas



with **FLEXI-DISC MINI**

Achieve a Long-lasting Glass-like Finish



with **ENAMELIZE**

#2279 13.27.02

COSMEDENT® *Spreading Smiles™*

800.621.6729
WWW.COSMEDENT.COM