



AACD | 2019 SAN DIEGO

CATCH THE WAVE | OF COSMETIC DENTISTRY EDUCATION

35 TH ANNUAL SCIENTIFIC SESSION
APRIL 24-27

San Diego Convention Center
San Diego, CA



RENAMEL[®] MICROFILL

.....
The #1 Rated Composite for over 20 Years
.....

COSMEDENT[®]
Spreading Smiles[™]

The only composite that looks and feels like enamel.



Renamel[®] Microfill combines unsurpassed polishability with long-lasting color stability and wear resistance, giving you the perfect enamel replacement. Now available in a convenient unit-dose delivery.

BETTER FOR DENTISTS & PATIENTS

- Total color-stability over time
- Long-term wear resistance
- Polishes to a beautiful, enamel-like luster
- Resists stain & plaque development
- Incredible, easy to work with handling properties
- Natural fluorescence
- Biologically the tissue response is unsurpassed

We can help you succeed

Cosmedent.com/microfill

CALL US TODAY FOR MORE INFORMATION. (800) 621-6729 WWW.COSMEDENT.COM

#5045.4 Preliminary Guide 2019 2018.08.29

MESSAGE FROM THE PRESIDENT

AACD | 2019
SAN
DIEGO

**J.A. Reynolds
DDS, AAACD**

AACD 2019 San Diego will be my 26th AACD scientific session in a row. I know I'm aging myself by admitting this, but I believe it says a lot about how valuable it is to come to this annual event.

The 35th Annual AACD Scientific Session is a must-attend event because it's your chance to learn from the best on your way to becoming your best, no matter where you are on that journey.



See you in April,

J.A. Reynolds
J.A. Reynolds, DDS, AAACD

In 1994, our youngest child had just turned three and Kathy and I were looking for a vacation. I ran across an ad in a dental publication for AACD's scientific session and off we went to Arizona. I was totally unaware of what the AACD was... besides, I was already the best cosmetic dentist around. Fortunately, I found out I really knew nothing, and our vacation turned into an uplifting yet humbling experience that changed the trajectory of our lives. In Arizona, I was exposed not only to the best educators, latest techniques and materials, but also to a path for moving forward in the field of cosmetic dentistry – Accreditation. While on that path, I kept going to scientific sessions to improve my skills for my Accreditation cases and for my every day patients. What I was learning at the meetings was so practical; I saw the cosmetic component of my practice begin to grow. I became Accredited in 1998 (again, aging myself), but that wasn't the end of my journey. Year after year, the scientific session has become a place to reconnect with my community and to reinvigorate my passion for the profession.

The 35th Annual AACD Scientific Session is a must-attend event because it's your chance to learn from the best on your way to becoming your best, no matter where you are on that journey.

- As a recent graduate or new associate, it can be overwhelming and costly to get started with high-end CE. But at AACD 2019, you can get a taste of what's out there by attending courses from the hottest educators in the field, brought together in one

place for an affordable price. In addition, AACD 2019 makes the most of your CE dollar and time away from the office by providing multiple hands-on workshop opportunities where you can pick up skills to implement immediately when you return to the office on Monday and which will form the foundation for your cosmetic practice.

- If you've got your feet underneath you as a dentist or ceramist and you're looking to differentiate yourself from your competition, AACD 2019 is a great time to start the Accreditation process. Accreditation opens the door to greater personal and professional fulfillment – you can be confident you are providing your patients and clients with the best results possible and your business model can reflect that level of service.

Even if you're a seasoned practitioner like myself, AACD 2019 is a chance to keep up with the latest advancements in the field, check in with the amazing friends you've met along the way, celebrate the achievements of colleagues, and renew our commitment to excellence.

After 25 previous meetings, I'm still excited to see what the Professional Education Committee has put together for attendees. I hear there are some very exciting changes happening, so I hope you'll join me for AACD 2019 in San Diego, whether it will be your first or fourteenth scientific session.



AACD MISSION

The American Academy of Cosmetic Dentistry® (AACD) is dedicated to advancing excellence in the art and science of comprehensive cosmetic dentistry and encouraging the highest standards of ethical conduct and responsible patient care. The AACD fulfills its mission by: offering superior educational opportunities; promoting and supporting a respected Accreditation credential; serving as a user-friendly and inviting forum for the creative exchange of knowledge and ideas; and providing accurate and useful information to the public and the profession.

AACD BOARD OF DIRECTORS

J.A. Reynolds,
DDS, AAACD | President

Elizabeth Bakeman,
DDS, FAACD | President-Elect

Salvatore Lotardo,
DDS, AAACD | Vice President

Dane Barlow

John Calamia,
DMD

Marilyn Calvo
DDS, AAACD

David Chan,
DMD, AAACD

Tanya DeSanto,
DDS

Sarah Jebreil,
DDS, AAACD

Fred H. Peck,
DDS, FAACD

John “Cappy” Sinclair,
DDS

Chet C. Spivey

Ossie Vereen,
CDT, MDT, AAACD

Quint Whipple,
CDT

David Yoshimaru,
DDS

AMERICAN BOARD OF COSMETIC DENTISTRY

Lauren Shanard,
DDS, AAACD | Chair

Steve Hoofard,
CDT, AAACD

Julie Gillis,
DDS, AAACD

Brenda Jennings,
DDS, AAACD

Adamo Notarantonio,
DDS, FAACD

Stevan Orser,
DDS, AAACD

John F. Weston,
DDS, FAACD

PROFESSIONAL EDUCATION COMMITTEE

Nathaniel Hill,
DDS | Co-Chair

Sten Ericson,
DDS | Co-Chair

Elizabeth Bakeman,
DDS, FAACD

Julie Gillis,
DDS, AAACD

Sandra Hulac,
DDS, AAACD

Courtney Lavigne,
DMD

Salvatore Lotardo,
DDS, AAACD

J.A. Reynolds,
DDS, AAACD

CHARITABLE FOUNDATION BOARD OF TRUSTEES

Parihan Tamkin,
DDS | Chair

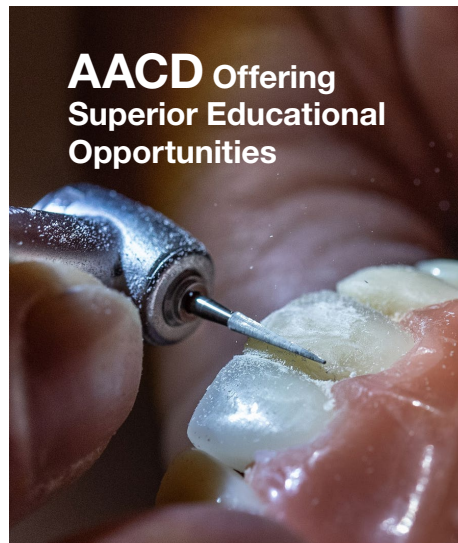
Scott Greenhalgh,
DDS

Trish Jones,
RDH, BSc

Les Latner,
DDS, AAACD

Nancy Lashley Sullivan

**AACD offering
Superior Educational
Opportunities**



CONTENT PAGE

Message From The President	3
AACD Mission	5
AACD Tuition	7
Headline Educators	8
Accreditation Super Session	9
Rapid-Fire Educators	9
Registration	11
Course Selection	11
General Session Speakers	12
Goal For Success	14
New & Different In 2019	16
San Diego - Places To Go	18
Travel Logistics	20
Now Trending Exhibit Hall	22
Community IRL	24
CE Information	26
Schedule of Events	28
Wednesday April 24 At a Glance	31
Wednesday April 24 Morning	32
Wednesday April 24 Afternoon	33
Wednesday April 24 Afternoon	34
Thursday April 25 At a Glance	37
Accreditation Super Session	38
Thursday April 25 Morning	42
Thursday April 25 Afternoon	44
Thursday April 25 Afternoon	46
Friday April 26 At a Glance	48
Rapid-Fire Session	50
Friday April 26 Morning	52
Friday April 26 Morning	54
Friday April 26 Morning	56
Friday April 26 Afternoon	57
Friday April 26 Afternoon	58
Friday April 26 Afternoon	60
Saturday April 27 At a Glance	62
Saturday April 27 Morning	64
Saturday April 27 Afternoon	66
Exhibitors Listing	69
Educational Sponsors:	69

TOPIC INDEX

Accreditation	32, 33, 38, 39, 40, 53, 54, 59
Appliances	50
Biofilm	41
Bonding	64
Botox	41
Composites	33, 42, 43, 45, 46, 52, 56, 61,
Composite Bonding	61
Composite Resin	65
Direct Resin	4, 54, 55, 60
Fellowships	58
Implants	5, 40, 55
Leadership	44
Marketing	57
No-Prep Veneers	50
Patient Communication	34, 52, 53, 64, 65
Patient Care	66
Philanthropy	57
Photography	44
Polishing	42
Tooth Movement	4
Transitions	34, 35
Treatment Planning	51
Veneers	6, 55

CATCH THE WAVE OF COSMETIC DENTISTRY EDUCATION

AACD 2019 is a must-attend event because it's your chance to learn from the best on your way to becoming the best, no matter where you are on that journey. The Professional Education Committee is bringing together the hottest educators in the field to present the latest techniques and technology in cosmetic dentistry, giving you a taste of high-end CE at an affordable price. So, whether you're just starting as an associate or have been practicing for a decade or more, you can get your CE requirements for the year fulfilled in one weekend, pick up skills you can implement immediately when you return out to the office, and ultimately get closer to achieving your personal and professional goals.

ALL-INCLUSIVE TUITION— YOU DESERVE IT

Because we know you mean business, your conference tuition includes the whole package:

- All open lectures and applicable hands-on workshops* because you need the biggest bang for your CE buck. Fill up on CE for the year in one weekend by mixing and matching courses from the hottest names in the profession.
- Breakfasts, exhibit hall networking lunches and social hours because you'll learn better when you're full of delicious and nutritious food and because who doesn't like happy hour?
- Wednesday and Friday general sessions because you're more than a dentist, and a side of inspiration and motivation is a great compliment to clinical knowledge and skills.
- Access to the AACD Exhibit Hall because you need goods and services to run your business and don't have time to do the leg work. We bring the best companies in the industry to you.
- Admission to the AACD 2019 Welcome Reception because you're not alone on your journey, and your AACD community is an invaluable resource. So, tap into it!

*Please note, hands-on workshops are not available to guests, team or students.

BEST VALUE TUITION— FOR MAXIMUM IN THE KNOW

Can't decide between two courses being offered at the same time? Choose both.

Best Value Tuition gets you the all-inclusive conference experience PLUS exclusive access to select recorded sessions from AACD 2019.* For an additional \$375 USD, you can attend more courses than you physically have time for—some in person and others virtually, after the event.

The course recordings will be available in the summer of 2019 through the AACD Virtual Campus at www.AACD.com/virtualcampus. If you miss out on the Best Value option, post-conference access to AACD 2019 recordings will be available for \$795 USD. **Take advantage of the savings and preorder your access to the San Diego recordings on the AACD Virtual Campus.**

When you register, be sure to select the Best Value option at check out.



***For educators who permit session recording. Sessions marked with this icon**



“When I first attended an AACD scientific session, my jaw hit the ground when I saw the quality of dentistry being presented. I had never seen anything close to it in lectures in dental school. The materials and techniques were also pretty foreign to me, but I said to myself ‘I want to do that!’ I knew if I wanted to do that type of dentistry, I had a ton to learn, and there was no better place to learn than where my mind was blown, at the AACD.”

— **Nathaniel Hill, DDS,**
Professional
Education
Committee Chair

LEARN FROM THE BEST ON YOUR WAY TO BECOMING THE BEST

These aren't your average dentist. These aren't your average courses. Nathaniel Hill, DDS and Chair of the Professional Education Committee offers his take on this year's educational program.

2019 HEADLINE EDUCATORS

THURSDAY APRIL 25

9:15 AM – 2:15 PM



Stephen Chu,
DMD, CDT

IMMEDIATE TOOTH REPLACEMENT THERAPY IN THE ESTHETIC ZONE

This course will present a method for the immediate provisional restoration of immediate implants placed into healed [delayed] or augmented sites and will address the clinical diagnosis and management of Type 1-3 extraction sockets.

SATURDAY APRIL 27

9:15 AM – 12:15 PM
2:00 PM – 5:00 PM



Pascal Magne,
DMD, PhD

CRESCENDO OF TECHNIQUES FOR ANTERIOR BONDED RESTORATIONS

This course will be an intense lecture program for all practitioners wishing to update their skills in anterior bonded restorations using direct composite resins and indirect porcelain veneers.

ACCREDITATION SUPER SESSION

Take your clinical skills and confidence to the next level by attending the Accreditation Super Session. AACD's top Accredited and Accredited Fellow Members will deliver 50-minute lectures covering each of the Accreditation case types.

**THURSDAY
APRIL 25**

9:00 AM – 2:00 PM




**Case Type III:
Replacing a Missing
Tooth in the Esthetic
Zone**

**Elizabeth Bakeman,
DDS, AAACD**



**Case Type I : Smile
Design, Gloval Micro
and Macro Esthetics**

**Michael Sesemann,
DDS, FAACD**




**Case Type IV:
Composite Artistry
Simplified**

**Amanda Seay,
DDS, AAACD**



**Case Type II: A Systematic
Approach to Matching
Indirect Restorations to
Natural Dentition**

**Nelson Rego,
CDT, AAACD**



**Case Type V: Smile
Design & Tooth
Morphology Using
Composite Resin**


**Corky Willhite,
DDS, FAACD**

RAPID-FIRE EDUCATORS “NO PREP TO PREP”

The Rapid-Fire session presents five speakers, each delivering a 50-minute lecture and a 5-minute Q&A period at the end of each presentation. The series of lectures will equip you with insights you can implement on as soon as you get back to work on Monday.


**FRIDAY
APRIL 26**

9:00 AM – 2:00 PM




**A Patient's Risk
Determines the
Restorative
Approach**

**Amanda Seay,
DDS, AAACD**



**Combining Esthetics
& Function for
Longevity**

**Jimmy B. Eubank,
DDS, FAACD**



**Avoiding Esthetic
Implant Disasters**

**Kyle Stanley,
DDS**



**Prepress Veneers:
A Perfect Solution
for Many Patients**

**Dennis Wells,
DDS, AAACD**



**Smile Emulations:
Comprehensive Facial
Driven Treatment in
Complex Implant Cases**

**Javier Vasquez,
DMD, MDT**

“The name of the game is being able to deliver treatment to patients when the opportunity comes. The more you know about implant, cosmetic, and restorative treatments, the more your eye is developed to look for it. If you don't know anything and have no eye for it, then you probably won't do the work.”

— **Nathanial Hill, DDS,**
Professional
Education
Committee Chair

“In my opinion, as a young practitioner you have to expose yourself to as much as possible. You might not be doing full mouth reconstructions yet, but what Drs. Chu and Magne talk about can translate into a lot of our everyday dentistry. You just have to have the mindset, ‘I'm going into the lecture actively looking for a pearl of wisdom or technique that I can take back to my practice.’”

— **Nathanial Hill, DDS,**
Professional
Education
Committee Chair

[illegible]

Rosemont Media has been in business for over a decade, working with aesthetic practices from all around the world. We are innovative thinkers striving to discover unique, yet effective opportunities to grow your practice through our all-encompassing strategies.



www.rosemontmedia.com/aacd-offer



AACD 2019
San Diego, CA
Find us at Booth #1017



Celebrating 10 Years of Digital Marketing Innovation



Proud to be an AACD
Corporate Member



Committed to Excellence, Trained
and Certified by Google

REGISTRATION

Visit www.AACDconference.com to register yourself, your dental team and your guests for AACD 2019 in San Diego.

Register before 5:00 pm CT December 7, 2018 to save \$250 with the Early-Bird tuition rate

DENTIST ALL-INCLUSIVE

ON OR BEFORE
December 7, 2018
\$1,845 / \$2,340
(Member/Nonmember*)

AFTER
December 7, 2018
\$1,995 / \$2,490
(Member/Nonmember*)

AFTER
March 30, 2019
\$2,095 / \$2,590
(Member/Nonmember*)

RECENT GRADUATE RESIDENT ALL-INCLUSIVE

ON OR BEFORE
December 7, 2018
\$945 / \$1,080
(Member/Nonmember*)

AFTER
December 7, 2018
\$995 / \$1,130
(Member/Nonmember*)

AFTER
March 30, 2019
\$1,045 / \$1,180
(Member/Nonmember*)



To view rates for all other registration types, as well as cancellation & rollover policies, Visit www.aacdconference.com/tuition.

* Non-member tuition includes AACD membership for a year.

COURSE SELECTION

AACD VIP COURSE SELECTION OPENS FRIDAY | DEC 3

If you're a San Diego VIP, you can start registering for your courses on Monday, December 3, 2018 at 8:00 am CT.

While we think all attendees are important, VIP attendees are dentists, residents and recent graduates who registered for AACD 2019 prior to August 1st.

Not sure if you made the cut?

Email meetings@aacd.com

AACD MEMBER COURSE SELECTION OPENS FRIDAY | DEC 7

Course selection for all attendees opens Friday, December 7, 2018 at 8:00 am CT.

We recommend registering on or before the price goes up after December 7, 2018 and prior to course registration opening. Courses will fill quickly, so be prepared to select your courses as soon as you can. Hands-on workshops are not available to all registration types, so double check the options available to you.

GROW THE WHOLE YOU

Because achieving your dreams requires more than just clinical knowledge and skills, we're bringing in two young and inspiring general sessions speakers to help you navigate the "soft skills" side of success—the side we often overlook and undervalue.

Natalie Stavas

MD

Boston Marathon Hero,
Humanitarian &
Award-Winning Physician



WEDNESDAY | **APRIL 24** | 5:00 PM – 6:30 PM

Starting a career, venturing out on your own, and challenging yourself to push the boundaries of your comfort zone can be overwhelming, especially when you're juggling a personal life and managing financial obligations. It might feel a bit chaotic, but that can actually be a good thing according to Dr. Natalie Stavas. Stavas knows a few things about chaos. As she neared the finish line of her fifth Boston marathon, she heard explosions. Rather than flee for her own safety, she ran towards the explosions, and upon arriving at the scene, she went to work administering CPR, applying tourniquets, and triaging the wounded. What led her to make the decision to run into a terrorist attack? It was her attitude for approaching every obstacle in life: "You run towards that which you fear, that which challenges you, that which is oppositional."

Described as a healer, educator, and community leader, Stavas received the 2012 Change Maker award from The Boston Foundation. She has been featured in Runners World, The New York Times, LA Times, The Boston Globe, The New Yorker, Time and People Magazine. Stavas is currently a physician at The Children's Hospital of Philadelphia. Trained and educated at Harvard University, her area of experience is in childhood trauma, decreasing youth violence, and researching how we can better protect and serve high-risk children.

Stavas will be speaking during AACD 2019's opening general session and will help attendees understand how running towards chaos actually makes chaos more manageable, how internal chaos can paralyze us from achieving our full potential, and how we can find meaning in the chaotic world that surrounds us. If you've ever felt unsure of how to move forward, this session will provide you with the insights you need to forge ahead on your way to success.

Justin Patton

Executive Coach,
International Speaker
& Energy Guru



FRIDAY | **APRIL 26** | 7:45 AM – 8:45 AM

As a solo-practitioner, you aren't just a dentist, and the success of your practice depends on more than just the clinical results you provide patients. You're also a business owner with a lot to manage, including staff. So how do you manage staff in a way that gets results? According to Executive Coach Justin Patton, trust and communication are the foundation for every successful business, and good leaders understand the presence and mindset they show up with every day is shaping engagement, culture, and the next generation of leaders that will move the organization forward.

Justin Patton is an international speaker and Executive Coach who believes "everything meaningful happens through conversation." He's earned over 10 professional leadership certifications and coached leaders in top Fortune 500 organizations, NCAA athletes, and women competing in the Miss America and Miss USA organizations. Before his formal leadership training, Patton honed his chops as an eagle scout and as a member of The Cavaliers Drum and Bugle Corps and The Pride of Cincinnati, winning gold and silver medals in world competition respectively. His journey to personal and professional success has spanned over 15 years in training and development and one hike up Mount Altissimo in Italy with friends.

Patton will be speaking during AACD 2019's Friday general session and will help attendees understand how their energy impacts trust and influence, how leaders can take responsibility for their energy and the downstream impact it creates, and how they can strategically cultivate the type of leadership energy that will set their organization up for future success. If you want to communicate and lead more effectively, this session will provide you with the insights you need to change the energy and empower leaders at all levels.



Like



Comment



Share



START sharpening your eye.

START honing your skills.

START your journey towards clinical excellence and professional fulfillment.

START by taking the Accreditation Written Exam at AACD 2019.

REGISTER TODAY:
www.aacdconference.com



#MyAACDJourney

@adamoelvis #START Before I started Accreditation I wouldn't have seen any of [the fine details].
But after years of training and an amazing mentor I do now. Constantly improving....
- 2019 Accredited Fellow and AACD Accreditation Chairman Adamo Notarantonio, DDS, FAACD

AACD | 2019
SAN DIEGO
**Catch the Wave of
Cosmetic Dentistry Education**

SET A STRETCH GOAL FOR SUCCESS WITH AACD ACCREDITATION

So, you want to do the quality of dentistry being presented at AACD scientific sessions. The good news is it's not out of your reach. The surest way to get there? AACD Accreditation. The AACD Accreditation process is your personalized road map for arriving at your desired destination of clinical excellence, profitability, and personal fulfillment. How does it work? The Accreditation road map lays out immediate and intermediate goals to get you and keep you headed towards your ultimate goal, or your stretch goal. Here's how you can get started



CHECK OFF IMMEDIATE GOALS:

Immediate goals are small and can be accomplished in a short time frame. Consider these goals activities that can be accomplished in a week that will move you towards your desired destination. This is where the Accreditation process steps in to provide you with helpful direction.

IMMEDIATE ACCREDITATION GOALS:

Register for AACD 2019

Sign up to take the Written Exam in San Diego

Order and read the AACD Accreditation guides.

Each week between now and the conference, study something from the reading list in preparation for the written exam.

A few weeks prior to AACD 2019, complete a sample examination or two.

Attend the required Accreditation Workshop and Criteria Workshop at AACD 2019 OR watch them online in the Virtual Campus.

Attend the Accreditation Super Session covering all five Accreditation case types.

Take the Written Exam in San Diego.

KEEP MOMENTUM WITH INTERMEDIATE GOALS:

Intermediate goals are broader than immediate goals and can have monthly or yearly time frames for their accomplishment. The Accreditation process also lays out intermediate goals as checkpoints to keep you on your path towards clinical excellence, profitability, and personal fulfillment.

Get in touch with an Accreditation mentor.

Attend AACD Continuum courses to enhance your clinical performance relevant to the Accreditation case types. Start working on and submitting clinical cases.

Establish life-long relationships with like-minded professionals who have faced/are facing the same struggles.

Arrive at Your Destination.



By completing the Accreditation process, you'll be well on your way to doing the quality of dentistry being presented at AACD scientific sessions and arriving at your desired destination of clinical excellence, profitability, and personal fulfillment.


Come Celebrate with Us!

Give Back  a Smile

20th

ANNIVERSARY



Charitable
Foundation, Inc. | Give Back  a Smile

This year marks the 20th anniversary of the Give Back a Smile (GBAS) program. **Since it's launch, 1,700 survivors of intimate partner violence have had their smiles and lives restored thanks to GBAS supporters and volunteers like you!** Let's celebrate the program's accomplishments and ensure it can continue its mission to rebuild the smiles. **Join us . . .**

Give Back  a Smile
**FUNDRAISING
EVENT**

Celebrate at the 20th Anniversary Party while listening to live music and taking in some of the most amazing views of San Diego.

For tickets, visit

www.aacd.com/GBAS20thanniversary

Thursday, April 25

Silent Auction
Wine Pull
20th Anniversary Party

Exhibit Hall & Online
Exhibit Hall
The Skybox

11:00 am – 6:00 pm
11:00 am – 6:00 pm
8:00 pm – 10:00 pm

Friday, April 26

Silent Auction - (Finale Bid 7:00 pm)
Wine Pull

Exhibit Hall & Online
Exhibit Hall

11:00 am – 7:00 pm
11:00 am – 7:00 pm

Saturday, April 27

Silent Auction Item Pick-up

Exhibit Hall

9:00 am – 2:00 pm

SHAKING IT UP! | NEW & DIFFERENT IN 2019

You need to make the most of your time away from the office and get the biggest bang for your CE buck, so this year's educational program has been designed to optimize your time and money.

- **We're test driving a new lecture schedule to maximize your time in and out of the classroom.** Thursday's AACD headlining educator Stephen Chu, DMD, CDT and Friday's Rapid-Fire Educators—"No Prep to Prep" session will run from 9:15 am – 2:15 pm with a break for visiting the restrooms and refueling. Your brain will be full, and your afternoon will be free, so you can spend more time shopping in the exhibit hall, exploring San Diego or catching up with your friends and colleagues.
- **We're also consolidating the Accreditation case type lectures into an Accreditation Super Session, which will run Thursday from 9:00 am – 2:00 pm.** Work through the five case types with AACD's top Accredited and Accredited Fellow Members, and then take the afternoon to shop in the exhibit hall, explore San Diego or even study for the Accreditation Written Examination
- **We're moving the Member Pearls online.** Member Pearl presenters are moving out of the exhibit hall and into the AACD Virtual Campus, allowing us to provide you with even MORE education and giving more AACD members an opportunity to educate their peers. We'll let you know when these courses are live.
- **We're expanding Wednesday's education to include practice transition courses.** If you're looking to buy or sell a practice or expand, you'll want to arrive in San Diego in time for these sessions. You'll also be able to schedule a free consultation with the firms during the conference.




JAANUU

Medical Apparel Reimagined



BONUS STAY AT
OUR HOST HOTEL,
THE MARRIOTT
MARQUIS.

Your registration materials
and a special issue **AACD**
2019 event t-shirt will be
delivered right to your
room at the Marriott
Marquis.



COSMETIC DENTISTRY'S FINEST IN AMERICA'S FINEST CITY

San Diego is a great city—but don't take it from us. Here's the scoop from some San Diego insiders, including what they're most looking forward to about AACD 2019 and their recommendations for the hottest spots to check out in the city.



**Ryan Wallrich,
Harbor Dental**

AACD Member since 2014 San Diego, CA

Why did you decide to register for AACD 2019?

I love the overall quality of the CE and getting a chance to meet up with like-minded clinicians that are pushing the field of aesthetic dentistry to new levels.

What are you hoping to learn?

No matter what the topic is, I'm always learning and taking in new concepts and philosophies. I'm very interested in digital smile design applications that can be utilized to inspire patients.

What should other attendees know about San Diego?

San Diego is a craft brew powerhouse. There's no shortage of IPA's here in "America's Finest City."

What are your San Diego insider suggestions for a good time?

I love going to C-Level on Harbor Island for an awesome meal and view of the bay skyline. They don't take reservations, so the trick is to go to Coastera, which is right next door, and buy a drink at the bar overlooking the bay while you wait for your table at C-Level. Currently, my favorite local drink is the Aurora Hoppyalis IPA (Karl Strauss Brew Co.).



**Silke White,
Silke Smiles
Dental Lab**

AACD Member since 2016 San Diego, CA

What are you most excited about?

I am looking forward to meeting like-minded professionals that are open to sharing their knowledge and willing to mentor others. I know it will be an inspiring event that will leave me invigorated and motivated.

What are you hoping to learn?

I am hoping to learn from the experts in the field presenting real patient cases. Clinicians and technicians that share their teamwork approach is a very valuable input. How do we implement new technologies and materials into the daily practice? As a MDT, I want to learn and fully understand my clients' needs—the dentist's and their patient's.

What should other attendees know about San Diego?

San Diego is a fun place for the entire family, so bring them if you have one. It offers something for everyone, but it's natural features and beauty make it very special to me.

What are your San Diego insider suggestions for a good time?

A harbor cruise is a good way to explore the natural bay along which San Diego is build. Sunset Cliffs is the best place for taking pictures to brag with on social media. Wine Vault & Bistro, on India Street, is my tip for a hidden gem of fine dining (reservation recommended). Mister A's restaurant is an exquisite place for fine dining with exceptional views of San Diego. It's best to go there before sunset. Little Italy offers a unique variety of shops, breweries, galleries, ice cream parlors and more. Don't miss having a drink around sunset at The Glass Door located at the Porto Vista Hotel in Little Italy. Liberty Station is a unique and historic place to explore, offering galleries, breweries, a food market and fine dining. Plus, you can take a leisurely stroll along the water.



There are tons of things to do with family (zoo, sea world, beach!, kayaking, surfing, etc.), and it's a great place to come and explore as an adult.

**Sara Winter,
Sarah Winter
Dental**

AACD Member since 2015 San Diego, CA



Why did you decide to register for AACD 2019?

I decided to register for AACD 2019 because I think the AACD is consistently one of the best CE events of the year. Every year, the most talented, gifted and helpful group of dentists come together IN ONE PLACE so that we can learn the art that is dentistry. I love it.

What are you hoping to learn?

The beauty of dentistry is that I don't know what I don't know. That's why I always go to CE. I always take something away. I always try to go to the Accreditation courses (no, I haven't started that process yet) as it hones my eye for cosmetic procedures and restoring anterior work.

What should other attendees know about San Diego?

Other attendees should know that San Diego is a great place to come and stay for a while. There are tons of things to do with family (zoo, sea world, beach!, kayaking, surfing, etc.), and it's a great place to come and explore as an adult. Great food, great walking villages, great beaches. I love this place.



What are your San Diego insider suggestions for a good time?

San Diego is filled with a bunch of small villages. I can speak to only a few. San Diego is known for its thriving craft brew community. There are breweries throughout San Diego with tasting rooms and full on restaurants. Little Italy is only a few blocks from downtown, and it's known for the best restaurants. Juniper and Ivy, Kettner Exchange, Salt and Straw (ice cream). La Jolla is my favorite village. Great shops and restaurants like Catania (sunset drinks, amazing coastal Italian food), WhisknLadle (delicious farm to table dinner), Herringbone (great ambience, divine food), La Valencia Hotel (historic pink hotel, and the restaurant is inside), Puesto (Mexican!). The last little nugget is Liberty Station. It's an old army barracks they have converted into shops and restaurants. Great place to just wander and eat. There are both restaurants and open-air food vendors. Oh! And Humphrey's by the bay holds smaller concerts right on the water. Not sure what will be playing the week of AACD 2019, but there are some great players there.

LET'S TALK LOGISTICS

CONFERENCE LOCATION

SAN DIEGO CONVENTION CENTER

111 West Harbor Dr.
San Diego, CA 92101

HOTEL INFORMATION



BONUS STAY AT OUR HOST HOTEL

Marriott Marquis - San Diego Marina
333 West Harbor Dr.
San Diego, CA 92101

Your registration materials and a special issue **AACD 2019 event t-shirt** will be delivered right to your room at the Marriott Marquis.

**619.234.1500 - AACD Housing Block
Deadline: Wednesday, April 3, 2019.**
To view rates and book your room,
visit www.aacd.com/travel.

AIRLINE TRAVEL



If you're flying into join us, our official travel provider, Destinations Travel Center (DTC), is dedicated to meeting your needs and your budget. DTC and the AACD have negotiated discounts for convention air programs.

**For more information, contact DTC at
800.551.1314 or 402.397.1314.**

For your convenience, we encourage you to fly in and out of San Diego International Airport (SAN).

WHAT TO PACK

Standard attire for attendees is business casual, but that doesn't stop some attendees from wearing ascots and looking fabulous. No matter how fancy you decide to dress, think about layers.

Convention centers notoriously have climate control issues. While we try to keep the temp dialed in and comfortable, temperatures may vary throughout the convention center.

Hopefully you'll also spend some time outside of the convention center. Thankfully, San Diego's climate is more predictable than convention center HVAC, boasting an average daily temperature of

71 degrees Fahrenheit and 300 days of sun a year. In April, you can anticipate highs around 68 degrees Fahrenheit (20 degrees Celsius) and lows around 55 degrees Fahrenheit (13 degrees Celsius).

If you are planning on attending the Welcome Reception (and we hope you are!), consider bringing a light jacket as the deck of the USS Midway may be a bit breezy. And AACD 2019's final event, the Celebration of Excellence, is a formal event inspired by San Diego's naval history, so dress blues, whites and golds are recommended, but black-tie is also acceptable.



PASSOVER ACCOMMODATIONS

We recognize that our meeting begins during the Jewish festival of Passover. We are happy to accommodate Passover dietary restrictions. Please contact meetings@aacd.com to make arrangements for meals that are Kosher for Passover.

SPECIAL NEEDS

If you require special assistance for a disability or have special dietary needs, **please advise the AACD prior to Friday, March 30, 2018** by calling the AACD Executive Office at 800.543.9220 or 608.222.8583. You can also email meetings@aacd.com.

As a Preferred Payments Partner, Elavon Provides AACD Members:

- Secure payment processing
- EMV-enabled terminals and POS systems
- Encryption/tokenization to protect cardholder data
- Free competitive analysis and rate review
- PCI DSS compliance program
- 24/7/365 customer service and support

Contact: Hector M. Salas Jr, MBA
414-333-0777 / hector.salas@usbank.com



©2018 Elavon Inc. Elavon is a registered trademark in the United States and/or other countries. All rights reserved.
This document is prepared by Elavon as a service for its customers. The information discussed is general in nature and may not apply to your specific situation.



NOW TRENDING THE AACD 2019 EXHIBIT HALL

You need goods and services to run your business and don't have time to do the leg work, so we're bringing the best companies in the industry to you and giving you opportunities to do more than window shop. **At AACD 2019, the exhibit hall is going to be the place to be.**

Dive into the AACD 2019 Splash Zone, featuring digital tech to enhance your practice. Get your hands on oral scanners, try out each system, explore features, and feel the differences before deciding on which scanner is right for you.



Put the latest and greatest polishers to the test at Contour Cove. Give points and discs a go to determine which finishing and polishing products you take a shining to, all in a hip hang out spot.



View the hottest uniform fashions modeled by cosmetic dentistry's hottest docs during the AACD Fashion Shows. See movers and shakers in dentistry strut their stuff during lunches in the exhibit hall during lunches in the exhibit hall. Thursday & Friday Fashion Show time both at 12:30 pm - 1:00 pm





NOEL ASMAR

UNIFORMS

made for the way you move

NoelAsmarUniforms.com



REGISTER TODAY! www.aacdconference.com • #AACD2019 • 800.543.9220 • 608.222.8583 23


AACD | COMMUNITY IRL

You're not alone on your journey, and your AACD community is an invaluable resource. Tap into it by attending these AACD 2019 social events.

WELCOME RECEPTION ON THE USS MIDWAY

WEDNESDAY | APRIL 24
7:00 PM – 10:30 PM

Don't miss the AACD 2019 Welcome Reception—your ticket is included in your tuition, and it's on a boat! The USS Midway was the longest-serving aircraft carrier in the 20th century, assisting US efforts in the Cold War, Operation Frequent Wind and Operation Desert Storm among others. The flight deck is over three football fields long and 55 feet above the water, and when operational, aircraft could land about every 45 seconds. Now, the USS Midway is the most-visited historic naval ship museum in the world.



AACD 2019 attendees will have the entire ship to themselves! Catch up with friends while exploring climb-in planes and taking your turn in the flight simulators. The night will be full of food, friendship and fun on the flight deck.

Sponsored by



**Additional tickets for
guests of attendees are
\$150 USD/person.**

RE-CONNECT EXHIBIT HALL SOCIALS

THURSDAY | APRIL 25
5:30 PM - 7:00 PM

FRIDAY | APRIL 26
5:30 PM - 7:00 PM

After a day of education, gather with exhibitors, friends, and colleagues to network over drinks in the Exhibit Hall: talk with exhibitors about the newest technologies and materials; discuss the courses you attended during the day with friends, and spend some time in the Splash Zone and Contour Cove.

Drinks are on us.



**After a day of education, gather with exhibitors, friends,
and colleagues to network over drinks in the Exhibit Hall**



GIVE BACK A SMILE FUNDRAISING EVENT 20TH ANNIVERSARY PARTY!

**THURSDAY | APRIL 25
8:00 PM - 10:00 PM**

**The Skybox
Ticket price: \$125/person**

This year marks the 20th anniversary of the Give Back a Smile (GBAS) program, which is certainly something to celebrate! Since its launch in May of 1999, AACD member dentists, dental laboratories, and other dental professionals have volunteered their time and expertise pro bono to restore the damaged smiles of more than 1,700 survivors of intimate partner violence for a total dollar value of more than \$16 million.

Come out to the Give Back a Smile event to celebrate the program's accomplishments and ensure it can continue its mission to rebuild the smiles and lives of adults who've suffered dental injuries from domestic and sexual violence. The party will include food, live music and other GBAS supporters who really know how to have a good time for a great cause.

Event proceeds benefit survivors of domestic and sexual violence through the Give Back a Smile program.



CELEBRATION OF EXCELLENCE

**SATURDAY, APRIL 27
6:00 PM - 11:00 PM**

The culminating social event of every AACD scientific session, the Celebration of Excellence, is more than a night of fine dining and dancing—it's our community's opportunity to recognize and appreciate the accomplishments of some outstanding individuals, including the newly Accredited Members, Accredited Fellows and Evy award recipients. If you really want to be among the best of the best, the Celebration of Excellence is where you need to be.

The Celebration of Excellence is a formal event inspired by San Diego's naval history, so dress blues, whites and golds are recommended, but black-tie is also acceptable.

**Ticket price:
\$150 USD/person**



CE INFORMATION

FOR YOUR CONVENIENCE, EACH COURSE HAS BEEN CATEGORIZED ACCORDINGLY: YOUR ROLE ON THE DENTAL TEAM

You will find lists of Recommended Courses for Accreditation, Recommended Courses for Dentists, Recommended Courses for Laboratory Technicians, Recommended Courses for Team Members (dental assistants, hygienists, office personnel, and patient coordinators), and Recommended Courses for Spouse/Guest listed in the small boxes near the course synopsis. These courses are recommended according to each professional’s role on the dental team. Please understand these are recommendations only. It does not mean these are the only courses available to you.

SKILL LEVEL			ACCREDITATION JOURNEY
FOUNDATIONAL	INTERMEDIATE	ADVANCED	
<p>You know dentistry and are looking to expand your understanding of cosmetic dentistry. You want to know the ins and outs, basic concepts and essential building blocks of cosmetic dentistry</p>	<p>You possess strong foundational knowledge and are looking to expand and fine-tune your skills in cosmetic dentistry. You want to achieve an advanced skill level in cosmetic dentistry.</p>	<p>You are extremely knowledgeable in cosmetic dentistry. This is your passion and you need to keep up-to-date on all the latest trends and techniques. You want to stay at the top of your game.</p>	
<div><div>CLINICAL OR</div><div>NON CLINICAL NATURE</div></div>	CONTINUING EDUCATION CREDITS		ACCREDITATION COURSE DISCLAIMER
<p>The AACD offers well-rounded education for you and your team to succeed professionally and personally. Take advantage of this perfect educational mix and balance of clinical and non-clinical courses using this category listing.</p>	<p>Scientific session attendees are eligible to earn certified continuing education credits for their participation in the 35th Annual AACD Scientific Session. The AACD is a recognized credit provider for the Academy of General Dentistry, American Dental Association, and National Association of Dental Laboratories.</p> <p>ADA CERP is a service of the American Dental Association to assist dental professionals in identifying quality providers of continuing dental education. ADA CERP does not approve or endorse individual courses or instructors, nor does it imply acceptance of credit hours by boards of dentistry.</p> <p>The AACD designates this activity for 22 continuing education credits.</p>		



POWERED BY DEAR DOCTOR



Launch a Cosmetic Dentistry Channel Within Your Practice!

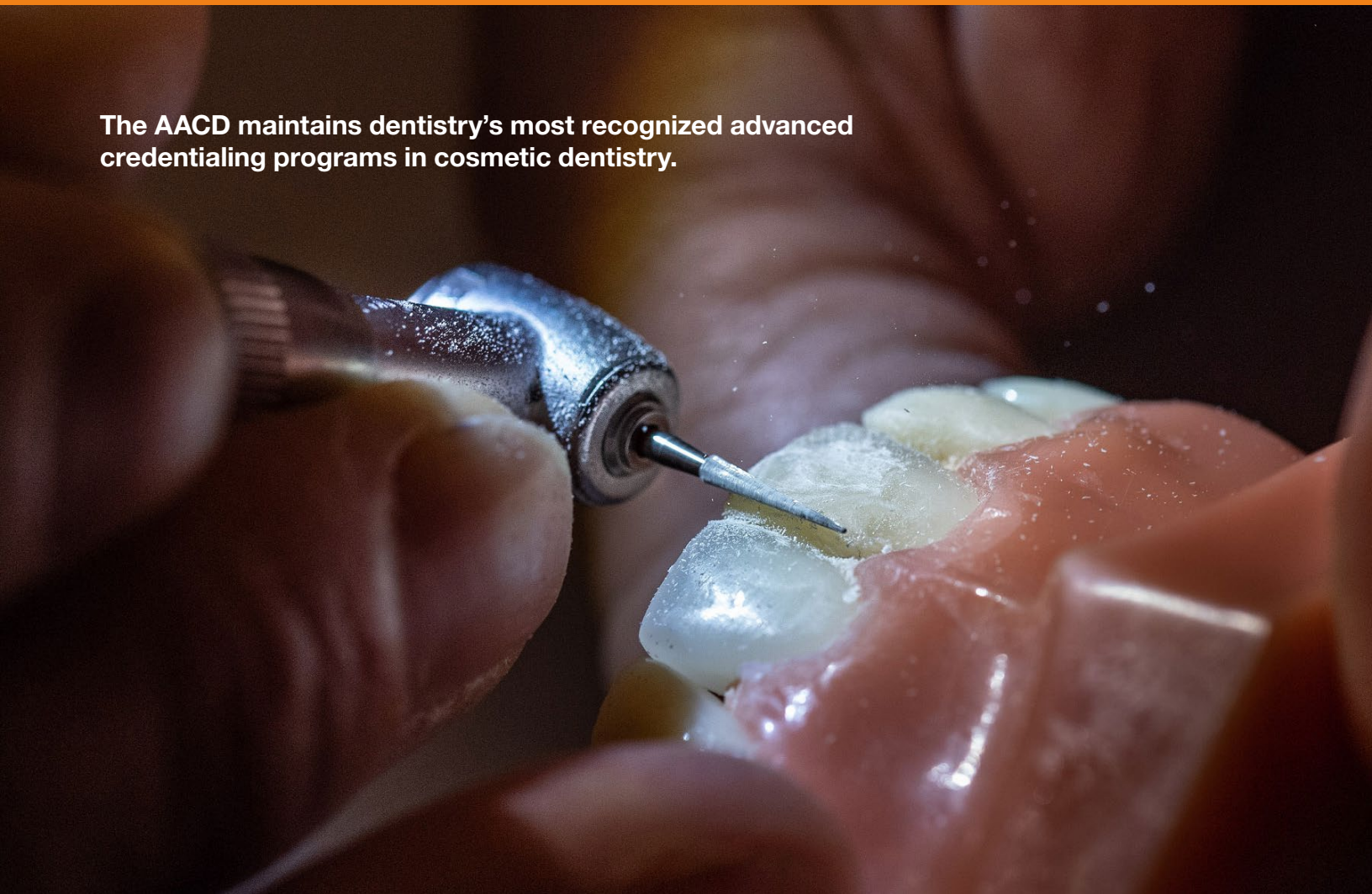
Designed exclusively for AACD members, AACD TV is a lively, engaging patient-education network that entertains guests within your practice.

AACD TV can help you:

- ✓ Expand patient awareness
- ✓ Increase inquiries
- ✓ Boost case acceptance and revenues
- ✓ Reduce patient anxiety
- ✓ Decrease perceived wait times

Try Risk-Free for 30 Days! Call (877) 957-8188 or visit www.AACD.com/tv

The AACD maintains dentistry's most recognized advanced credentialing programs in cosmetic dentistry.



SCHEDULE AT A GLANCE



TUESDAY | APRIL 23

**6:00 AM – 8:00 PM
REGISTRATION OPEN**

San Diego Convention Center – West Lobby

WEDNESDAY | APRIL 24

MORNING

- 7:00 am – 6:00 pm Registration Open**
San Diego Convention Center
– West Lobby
- 8:30 am – 11:30 am Accreditation Workshop**
San Diego Convention Center
– Room 6D
- 9:00 am – 10:00 am Advanced Accreditation Workshop**
San Diego Convention Center
– Room 6E

AFTERNOON

- 12:30 pm – 3:30 pm Educational Sessions**
San Diego Convention Center
– Various
- 12:30 pm – 3:00 pm Criteria Workshop**
San Diego Convention Center
– Room 6D
- 5:00 pm – 6:30 pm Opening General Session**
San Diego Convention Center
– Room 6AB

EVENING

- 7:00 pm – 10:30 pm Welcome Reception**
USS Midway

THURSDAY | APRIL 25



BREAKFAST

7:00 a.m. – 9:00 a.m.
San Diego Convention Center
S– Room 6AB Foyer

MORNING

- 7:00 am – 6:00 pm Registration Open**
San Diego Convention Center
– West Lobby
- 9:15 am – 12:15 pm Educational Sessions**
San Diego Convention Center
– Various

SUPER SESSION

- 9:00 am – 2:00 pm Accreditation Super Session**
San Diego Convention Center
– Room 6D

AFTERNOON

- 11:00 am – 7:00 pm Exhibit Hall & Silent Auction Open**
San Diego Convention Center –
Hall AB1
(Silent Auction closes at 6 pm)
- 12:00 pm – 2:00 pm Exhibit Hall Lunch & Activities**
San Diego Convention Center
– Hall AB1
**Contour Cove
Splash Zone**
- 12:30 pm – 1:00 pm Fashion Show – Noel Asmar**
San Diego Convention Center
– Hall AB1
- 2:00 pm – 5:00 pm Educational Sessions**
San Diego Convention
Center – various
- 5:30 pm – 7:00 pm Exhibit Hall Re-Connect Social**
San Diego Convention Center
– Hall AB1
- 5:00 pm – 5:30 pm Voter Registration for Annual Membership Meeting**
San Diego Convention Center
– Room 9
- 5:30 pm – 6:30 pm Annual Membership Meeting**
San Diego Convention Center
– Room 9

EVENING

- 8:00 pm – 10:00 pm GBAS Event The Skybox**
(additional ticket required)
- 8:00 pm – 10:00 pm Exhibit Hall Re-Connect Social**

FRIDAY | APRIL 26



BREAKFAST

7:00 a.m. – 9:00 a.m.

San Diego Convention Center
– Room 6AB Foyer

MORNING

- 7:00 am – 6:00 pm Registration Open**
San Diego Convention Center
– West Lobby
- 9:15 am – 1:15 pm Accreditation Written Exam**
San Diego Convention Center
– Room 9
- 9:15 am – 12:15 pm Educational Sessions**
San Diego Convention Center -
various
- 7:45 am – 8:45 am General Session**
San Diego Convention Center
– Room 6AB

RAPID FIRE SESSION

- 9:00 am – 2:00 pm Rapid Fire Session**
San Diego Convention Center
– Room 6AB

AFTERNOON

- 11:00 am – 7:00 pm Exhibit Hall and Silent Auction Open**
San Diego Convention Center
– Hall AB1 (final bids for Silent
Auction end at 7:00 pm)
- 12:00 pm – 2:00 pm Exhibit Hall Lunch & Activities**
San Diego Convention Center
– Hall AB1
Contour Cove
Splash Zone
- 12:30 pm – 1:00 pm Fashion Show - Jaanuu**
San Diego Convention Center
– Hall AB1
- 2:00 pm – 5:00 pm Educational Sessions**
San Diego Convention Center
– various

EVENING

- 5:30 pm – 7:00 pm Exhibit Hall Re-Connect Social**
San Diego Convention Center
– Hall AB1

SATURDAY | APRIL 27



BREAKFAST

7:30 a.m. – 9:00 a.m.

San Diego Convention Center
– Hall AB1

ALL DAY

- 7:30 am – 2:00 pm Registration Open**
San Diego Convention Center
– West Lobby
- 7:30 am – 2:00 pm Exhibit Hall Open**
San Diego Convention Center
– Hall AB1
- 9:15 am – 12:15 pm Educational Sessions**
San Diego Convention Center
– various
- 9:00 am – 2:00 pm Silent Auction Item Pickup**
San Diego Convention Center
– Hall AB1

AFTERNOON

- 12:00 pm – 2:00 pm Exhibit Hall Lunch**
San Diego Convention Center
– Hall AB1
- 2:00 pm – 5:00 pm Educational Sessions**
San Diego Convention Center -
various

EVENING

- 6:00 pm – 11:00 pm Celebration of Excellence**
Marriott Marquis – Marina
Ballroom (additional ticket
required)



"I am starting my first veneer case and I was wondering if anyone has any helpful links or advice for both the prep/temp and cementation processes. I am also interested in what cements are best for veneers and WHY these are the best cements."

Jesse Small, DMD
AACD Member Since 2018



"I have this 32-year-old lady with both upper laterals missing and the canines have erupted in their positions. She wants to improve her smile and I have only about 4 weeks! Any suggestions please."

Bertrand Loo Yong Kee
AACD Member Since 2014

"I need some help. What's the best way to take photographs in non-ideal lighting to fulfill the AACD criteria?"

Parihan Tamkin, DDS
AACD Member Since 2011

YOU HAVE QUESTIONS.
myAACD
NETWORK
HAS ANSWERS.

"I'm having problems with de-cementation of zirconia crown/bridges. I'm sandblasting and using A + B cement. I'm having this problem in 10% of them. Can somebody give me some advice?"

Miguel Lebed, DDS
AACD Member Since 2004



Take advantage of **your most valuable AACD member benefit**. Reach **more than 5,000+ dental professionals world-wide**. **Ask** for advice and recommendations. **Share** challenging cases.

Join the conversation

Engage in your MyAACD Network.
network.aacd.com/home

WEDNESDAY | APRIL 24 | AT A GLANCE

7:00 am – 6:00 pm	Registration Open	San Diego Convention Center – West Lobby
8:30 am – 11:30 am	Accreditation Workshop	San Diego Convention Center – Room 6D
9:00 am – 10:00 am	Advanced Accreditation Workshop	San Diego Convention Center – Room 6E
12:30 pm – 3:30 pm	Educational Sessions	San Diego Convention Center – various
12:30 pm – 3:00 pm	Criteria Workshop	San Diego Convention Center – Room 6D
5:00 pm – 6:30 pm	Opening General Session	San Diego Convention Center – Room 6AB
7:00 pm – 10:30 pm	Welcome Reception	USS Midway

GENERAL SESSION


5:00 pm – 6:30 pm
San Diego Convention Center
– Room 6AB

Natalie Stavas, MD
Boston Marathon Hero, Humanitarian
& Award-Winning Physician



WELCOME RECEPTION USS MIDWAY | 7:00 PM – 10:30 PM

AACD 2019 attendees will have the entire ship to themselves! Catch up with friends while exploring climb-in planes and taking your turn in the flight simulators. The night will be full of food, friendship and fun on the flight deck.

Sponsored by
 Infinity Dental Web

ACCREDITATION

Advanced Accreditation Workshop



Adamo Notarantonio,
DDS, FAACD

EDUCATIONAL OBJECTIVES

1. Understand how cases for Accreditation are examined based on specific criteria
2. Discern fine details when examining cosmetic dentistry
3. Determine if cases meet Accreditation criteria

The Advanced Accreditation Workshop provides an in-depth analysis of how Accreditation cases are evaluated and is a great opportunity for participants to have their own cases reliably critiqued. Participants are encouraged to have taken the two required workshops in the credentialing process prior to attending this advanced course. All participants are encouraged to bring clinical cases for review, whether completed or in the case selection phase. All cases should be loaded on a memory stick in the AACD's PowerPoint® template which is available for download on the AACD Website.

For identification purposes during the workshop, write your name, member number, and case type on each memory stick using a permanent marker.

Disclaimer: The American Board of Cosmetic Dentistry® does not endorse any particular clinical technique or style, nor does it endorse particular products or materials. It is acknowledged that Accreditation success is not dependent on the technique or the materials used, but on the excellence of the final result.



Course AW100

Workshop
9:00 am – 3:00 pm

CE Units: 1.0L & 5.0P

AGD Subject Code: 780

All Attendees

Advanced

Clinical

**Accreditation
Recommended**

ACCREDITATION

Accreditation Workshop



Bradley J. Olson,
DDS, FAACD

EDUCATIONAL OBJECTIVES

1. Identify the requirements for AACD Accreditation
2. Discuss examples of Accreditation cases
3. Understand why a credential in cosmetic dentistry is desirable

This course is the first of the two required workshops in the Accreditation process. It provides a detailed overview of the Accreditation program and the resources available to help you on your journey through the process. Dr. Olson will explain what excellence in cosmetic dentistry is all about, and attendees will become familiar with the AACD's Accreditation process.

Disclaimer: The American Board of Cosmetic Dentistry® does not endorse any particular clinical technique or style, nor does it endorse particular products or materials. It is acknowledged that Accreditation success is not dependent on the technique or the materials used, but on the excellence of the final result.



Course – AW101

Morning Workshop
8:30 am – 11:30 am

CE Units: 3.0P

AGD Subject Code: 780

All Attendees

Foundational

Clinical

**Accreditation
Required**

COMPOSITES

The Bio-Emulation Approach: A Histo-Anatomiaic Based Technique for Direct Restorations



**Javier Tapia
Guadix,
DDS**

EDUCATIONAL OBJECTIVES

1. Clarify misconceptions by revisiting classic color concepts
2. Understanding light interaction with tooth structures
3. Understanding aging process of natural tissues
4. Use smart material selection to simplify layering techniques
5. Achieve invisible anterior and posterior restorations

This course will address classic color concepts, how light interacts with natural tooth structures, and the implications for final tooth shade. Dr. Tapia Guadix will use 3D animation to demonstrate the spatial relationship between enamel and dentin and to help attendees understand natural volumes for layering. The attendee will learn a new more predictable step-by-step layering methodology for anterior and posterior composite direct restorations.

**For Accredited and Accredited Fellow Members
and a guest ONLY.**

Course A102

Lecture
9:00 am – 12:00 pm

CE Units: 3.0L
AGD Subject Code: 250

Dentist

Intermediate

Clinical

ACCREDITATION

Criteria Workshop



**Scott Finlay,
DDS, FAACD**

EDUCATIONAL OBJECTIVES

1. Recognize the criteria used in Accreditation examinations
2. Analyze differences between clinical cases that satisfy or fall short of the criteria
3. Understand the relationship between Accreditation criteria and excellence in cosmetic dentistry

This course will begin with a display of successful and unsuccessful cases, and then Dr. Finlay will evaluate each case following the criteria Accreditation Examiners use in examining clinical cases. The attendees will learn the process for analyzing cases which will help them prepare to submit their clinical cases for Accreditation.

This is one of the required workshops in the AACD Accreditation program.

Disclaimer: The American Board of Cosmetic Dentistry® does not endorse any particular clinical technique or style, nor does it endorse particular products or materials. It is acknowledged that Accreditation success is not dependent on the technique or the materials used, but on the excellence of the final result.



Course – AW103

Afternoon Workshop
12:30 pm – 3:00 pm

CE Units: 2.5P
AGD Subject Code: 780

All Attendees

Foundational

Clinical

**Accreditation
Required**

PATIENT COMMUNICATION

Generational Diversity “Adaptation”



Lisa Philp,
RDH

EDUCATIONAL OBJECTIVES

1. Identify characteristics of each generation and their key patterns of motivation and loyalty
2. Understand each segment’s marketing preferences
3. Explain the power of female influence in your practice success
4. Customize communication tools to each generation

This course will explore generational differences as they relate to preferences, loyalty, choices and how patients make decisions about their health and dentistry. Ms. Philp will review relevant research and discuss how to adapt to each generational segment by understanding their culture, motivations and priorities. Attendees will learn how to successfully provide service to patients from five different generations.



Course – L100

Afternoon Lecture
12:30 pm – 3:30 pm

CE Units: 3.0L
AGD Subject Code: 550

All Attendees

Foundational

Non-Clinical

TRANSITIONS

The Value of a Cosmetic Practice



Christy Ratcliff,
CPA, CVA



Charles Loretto

Corporate Supporter: Cain Watters & Associates

EDUCATIONAL OBJECTIVES

1. Learn how a cosmetic practice is valued and how it may differ from other specialty valuations
2. Discover the risks of transitioning a cosmetic practice
3. Determine how to know if it's the right time to bring someone into your cosmetic practice and how to find the right person
4. Learn how to determine whether your practice and production will support a longer or shorter-term transition
5. Learn how to split money in partnership or what post transition work-back can look like for a cosmetic practice

This course will address how to position yourself financially to sell a portion or all of your practice and how it impacts your financial future. The presenters will discuss the “right” time to sell, how to prepare for selling, and will explore the emotional side of the transition process from the perspectives of both the buyer and the seller. Course participants will receive an outline of considerations to analyze when contemplating the transition of a cosmetic practice including the ever-important valuation.

Course - W160

Afternoon Workshop
1:00 pm – 2:30 pm

CE Units: 1.5L
AGD Subject Code: 550

Dentist

Foundational

Non-Clinical

TRANSITIONS

Prelude to a Transition – What Buyers and Sellers Should Consider Before Transitioning



T. Wade Coleman, J.D.

Corporate Supporter: McGill & Hill Group

EDUCATIONAL OBJECTIVES

1. Take steps to prepare for and avoid conflict between buyer and seller
2. Discuss associate compensation from both an employee and an employer standpoint
3. Identify the appropriate representatives that buyers and sellers should have involved in their transition
4. Discuss financing options, and how these may impact your planning
5. Identify what to do and what not to do to get the most value out of your practice sale

This presentation will discuss, from both a buyer and a seller's point-of-view, issues that need to be addressed and decisions that need to be made prior to transitioning into the next phase of your career. Mr. Coleman will discuss how to plan appropriately prior to pursuing a transition, and attendees will learn why many transition plans suffer, and sometimes fall apart, due to an inability or unwillingness to understand the other party's requests, concerns and/or demands.

Course – W161

Afternoon Workshop
3:00 pm – 4:30 pm

CE Units: 1.5L
AGD Subject Code: 550

Dentist

Foundational

Non-Clinical

Natalie Stavas

MD

Boston Marathon Hero, Humanitarian & Award-Winning Physician

WEDNESDAY | APRIL 24 | 5:00 PM – 6:30 PM

Stavas will be speaking during AACD 2019's opening general session and will help attendees understand how running towards chaos actually makes chaos more manageable, how internal chaos can paralyze us from achieving our full potential, and how we can find meaning in the chaotic world that surrounds us. If you've ever felt unsure of how to move forward, this session will provide you with the insights you need to forge ahead on your way to success.

7:00 pm – 10:30 pm Welcome Reception
USS Midway





**Exclusive
bonus for
AACD
members.**

Refinance your student loans to save money—and get an additional bonus. Get a 0.25% Rate Discount¹ when you refinance at SoFi.com/AACD.

THURSDAY | APRIL 25 | AT A GLANCE

7:00 am – 6:00 pm	Registration Open	San Diego Convention Center – West Lobby
7:00 am – 9:00 am	Breakfast	San Diego Convention Center – Room 6AB Foyer
9:00 am – 2:00 pm	Accreditation Super Session	San Diego Convention Center – Room 6D
9:15 am – 12:15 pm	Educational Sessions	San Diego Convention Center – Various
11:00 am – 7:00 pm	Exhibit Hall and Silent Auction Open (Silent Auction closes at 6 pm)	San Diego Convention Center – Hall AB1
12:00 pm – 2:00 pm	Exhibit Hall Lunch & Activities Contour Cove Splash Zone	San Diego Convention Center – Hall AB1
12:30 pm – 1:00 pm	Fashion Show – Noel Asmar	San Diego Convention Center – Hall AB1
2:00 pm – 5:00 pm	Educational Sessions	San Diego Convention Center – Various
5:30 pm – 7:00 pm	Exhibit Hall Re-Connect Social	San Diego Convention Center – Hall AB1
5:00 pm – 5:30 pm	Voter Registration Annual Membership Meeting	San Diego Convention Center – Room 9
5:30 pm – 6:30 pm	Annual Membership Meeting	San Diego Convention Center – Room 9
8:00 pm – 10:00 pm	GBAS Event (additional ticket required)	The Skybox

ACCREDITATION SUPER SESSION

9:00 am – 2:00 pm
San Diego Convention
Center – Room 6D

Take your clinical skills and confidence to the next level by attending the Accreditation Super Session. AACD's top Accredited and Accredited Fellow Members will deliver 50-minute lectures covering each of the Accreditation case types.

Give Back a Smile FUNDRAISING EVENT

8:00 PM – 10:00 PM at the Skybox

This year marks the 20th anniversary of the Give Back a Smile (GBAS) program. Since its launch, 1,700 survivors of intimate partner violence have had their smiles and lives restored thanks to GBAS supporters and volunteers like you! Let's celebrate the program's accomplishments and ensure it can continue its mission to rebuild the smiles.

Join us . . .



For tickets, visit
www.aacd.com/GBAS20thanniversary.



THURSDAY

ACCREDITATION SUPER SESSION 9:00 AM – 2:00 PM

Take your clinical skills and confidence to the next level by attending the Accreditation Super Session. AACD's top Accredited and Accredited Fellow Members will deliver 50-minute lectures covering each of the Accreditation case types.

“There are two different times: practice time and game time. If you have been training hard, then when the opportunity comes, you will be ready to rise to the occasion and deliver. And if you're trying to elevate your game, you model your golf swing after Tiger Woods, not a 20 handicap. Just saying....”

— **Nathanial Hill, DDS,**
Professional
Education
Committee Chair

ACCREDITATION

Accreditation Case Type I Lecture



**Michael
Sesemann,**
DDS, FAACD

EDUCATIONAL OBJECTIVES

1. Learn how to identify and incorporate specific smile design principles into the diagnostic and treatment phases of the smile design case
2. Determine which smile design principles are critical for optimal restorative outcomes
3. Evaluate clinical outcomes using Accreditation Criteria
4. Recall communication techniques that succinctly convey information between the dental office and dental laboratory for accurate case completion

Accreditation Case Type I is weighted heavily with the Accreditation Criteria because of the smile design elements involved. In this portion of the lecture series, Dr. Sesemann will focus on smile design elements that are significant in the Accreditation process. Attendees will learn the imperative progression of clinical and technical procedures that allow for a predictable result.

Disclaimer: The American Board of Cosmetic Dentistry® does not endorse any particular clinical technique or style, nor does it endorse particular products or materials. It is acknowledged that Accreditation success is not dependent on the technique or the materials used, but on the excellence of the final result.



Course A201

Lecture
9:00 am – 9:50 am

CE Units: 1.0L
AGD Subject
Code: 780

All Attendees

Intermediate

Clinical

**Accreditation
Recommended**

ACCREDITATION

Case Type II: A Systematic Approach to Matching Indirect Restorations to Natural Dentition



**Nelson
Rego,**
CDT, AAACD

EDUCATIONAL OBJECTIVES

1. Use digital photography to communicate shades to the technician
2. Learn three different approaches to shade communication
3. Understanding Case Type II criteria and case selection

Matching indirect restorations with natural dentition is one of the most challenging tasks a dentist and technician can face. This task is further complicated by the fact that most technicians do not get to see the patient and must rely on photographic communication. This course will address how to best use digital photography to communicate shades to the technician, and Mr. Rego will present three different approaches to shade communication.

Disclaimer: The American Board of Cosmetic Dentistry® does not endorse any particular clinical technique or style, nor does it endorse particular products or materials. It is acknowledged that Accreditation success is not dependent on the technique or the materials used, but on the excellence of the final result.



Course A202

Lecture
10:00 am – 10:50 am

CE Units: 1.0L
AGD Subject
Code: 780

All Attendees

Intermediate

Clinical

**Accreditation
Recommended**

ACCREDITATION

Accreditation Case Type III: Replacing a Missing Tooth in the Esthetic Zone



Elizabeth Bakeman,
DDS, FAACD

EDUCATIONAL OBJECTIVES

1. Understand the importance of properly evaluating and managing tissue architecture when replacing a missing tooth in the esthetic zone
2. Learn why achieving ideal results is closely dependent on proper case selection
3. Learn the pros and cons of tooth replacement with an implant vs. a bridge
4. Understand when and how to manage symmetry with restorative enhancement

Replacing a missing tooth in the esthetic zone presents multiple challenges. Seamlessly replacing a missing tooth in the esthetic zone is an even greater challenge. Creating an ideal result typically starts with optimizing soft tissue contours. By learning to manage the periodontal/restorative interface, dentists and technicians can better predict and control outcomes. This course will forever change the way you approach replacing missing teeth in the esthetic zone.

Disclaimer: The American Board of Cosmetic Dentistry® does not endorse any particular clinical technique or style, nor does it endorse particular products or materials. It is acknowledged that Accreditation success is not dependent on the technique or the materials used, but on the excellence of the final result.



Course A203

Lecture
11:00 am – 11:50 am

CE Units: 1.0L
AGD Subject
Code: 780

All Attendees

Advanced

Clinical

Accreditation
Recommended

ACCREDITATION

Case Type IV: Composite Artistry Simplified



Amanda Seay,
DDS, AAACD

EDUCATIONAL OBJECTIVES

1. Use hue, chroma, opacity, translucency and value when matching a composite restoration to the natural tooth
2. Layer the composite to mimic the natural tooth in a polychromatic approach
3. Learn a step-by-step approach to creating harmonious tooth anatomy and contours using transitional line angles

This lecture will illustrate the versatility of using a naturally shaded composite system to create invisible Class IV restorations. A practical discussion of color fundamentals will be presented, and participants will learn when to use different composite systems. Additional topics of discussion will include shade selection, material placement and finishing and polishing techniques. Participants will learn a systematic technique to achieve proper contour, form, texture and how to achieve a beautiful result. Participants are encouraged to bring magnification loupes.

Disclaimer: The American Board of Cosmetic Dentistry® does not endorse any particular clinical technique or style, nor does it endorse particular products or materials. It is acknowledged that Accreditation success is not dependent on the technique or the materials used, but on the excellence of the final result.



Course A204

Lecture
12:00 pm – 12:50 pm

CE Units: 1.0L
AGD Subject
Code: 780

All Attendees

Intermediate

Clinical

Accreditation
Recommended

ACCREDITATION

Accreditation Case Type V Lecture



Corky Willhite,
DDS, FAACD

EDUCATIONAL OBJECTIVES

1. Layer resins, tints and opaques to achieve natural translucency and color blending
2. Execute contouring and polishing techniques for a beautifully natural finish
3. Identify strategies to minimize your time and stress when treating multiple-tooth cases, especially for Accreditation

This course will specifically focus on skills needed to succeed with Case Type V, the smile makeover case required for Accreditation. We will review a predictable technique that has worked for many Accredited members. Dr. Willhite will cover specific details that will help each attendee create beautiful, functional and long-lasting composite reiterations. Attendees will leave with a better understanding of how to achieve maximum function and ideal esthetics with composite bonding

Disclaimer: The American Board of Cosmetic Dentistry® does not endorse any particular clinical technique or style, nor does it endorse particular products or materials. It is acknowledged that Accreditation success is not dependent on the technique or the materials used, but on the excellence of the final result.



Course A205

Lecture
1:00 pm – 1:50 pm

CE Units: 1.0L
AGD Subject
Code: 780

All Attendees

Advanced

Clinical

Accreditation
Recommended

IMPLANTS

Immediate Tooth Replacement Therapy in the Esthetic Zone



Stephen J. Chu,
DMD, CDT

Corporate Supporter: Bio Horizon

EDUCATIONAL OBJECTIVES

1. Understand the prosthetic and biologic impact on hard tissue buccal contour change and pre-implant soft tissue thickness
2. Understand potential complications associated with immediate implants
3. Identify impression-making and cementation techniques
4. Manage treatment of type 1-3 sockets

This presentation will address the clinical diagnosis and management of type 1-3 extraction sockets as well as current techniques, clinical research, histologic evidence, and innovations in immediate implant placement and provisional restoration treatment and how they can enhance clinical outcomes for greater patient comfort, care and satisfaction. Dr. Chu will present a method for immediate implant placement and provisionalization into healed [delayed] or augmented sites. Attendees will also learn the treatment time and survival rates associate with immediate protocols

Course L200

Lecture
9:15 am – 2:15 pm

CE Units: 4.5L
AGD Subject Code: 610

Dentist

Lab Technician

Advanced


Clinical

ACCREDITATION

Accreditation Case Type V Hands-On Workshop



Brian LeSage,
DDS, FAACD



Frank Milnar,
DDS, AAACD

EDUCATIONAL OBJECTIVES

1. Use a unique model to train and calibrate their visual perception of polychromaticity, incisal halo, and incisal effects that need to be replicated
2. Apply the model as their guide to mirror line angles, outline form, primary, secondary, and tertiary anatomy
3. Finish and polish composites

In this course, Dr. LeSage and Dr. Milnar will demonstrate composite mirroring skills. Attendees will use composite with various layering techniques to build in polychromaticity, incisal edge halo and incisal translucency. This course will also cover microesthetic principles, such as secondary and tertiary anatomy, and how to attain the appropriate finish, polish and luster.

Disclaimer: The American Board of Cosmetic Dentistry® does not endorse any particular clinical technique or style, nor does it endorse particular products or materials. It is acknowledged that Accreditation success is not dependent on the technique or the materials used, but on the excellence of the final result.

Course AW200

Morning Workshop
9:15 am – 5:00 pm

Breaks for Lunch
12:15 pm - 2:00 pm

CE Units: 6.0P
AGD Subject Code: 780

Dentist

Lab Technician

Advanced

Clinical

BIOFILM

Fact or Fiction: Does Periodontal Disease Impact Systemic Health? You Decide!



Kimberly Miller,
RDH, BSDH

EDUCATIONAL OBJECTIVES

1. Understand the systemic impact of periodontal infection
2. Learn how specific periodontal bacteria affect your heart
3. Develop a patient communication strategy
4. Learn options for biofilm control

This course will examine the current observational studies, systematic reviews and novel studies related to periodontal disease and systemic conditions. Ms. Miller will present case studies will reveal best options for biofilm control. The attendee will walk away with the confidence to discuss the systemic impact of periodontal disease with patients and the knowledge to effectively control biofilm infections.

Course L201

Lecture
9:15 am – 12:15 pm

CE Units: 3.0L
AGD Subject Code: 010

All Attendees

Intermediate

Clinical

BOTOX

Locating the Landmarks to Predictably Provide Botulinum Toxin Treatment for Maximum Effect and Minimal Side Effects



Jan Roberts,
DMD



Warren Roberts,
DMD

Corporate Supporter:
Pacific Training Institute for Facial Aesthetics

EDUCATIONAL OBJECTIVES

1. Understand how surface features (facial lines & wrinkles) relate to underlying anatomy
2. Understand why it is vital to inject knowing anatomy and not inject into “wrinkles”
3. Learn the PTIFA Marking Technique for botulinum toxin treatment of the upper face

This course will present an in-depth review of facial anatomy followed by hands-on marking using the PTIFA Marking Technique to identify vital bony landmarks and the appropriate injection sites for predictable cosmetic botulinum toxin treatment of the upper face. Drs. Jan & Warren Roberts will relate surface features of the face to the underlying bone and musculature using a skull and plasticized cadaver. The attendee will learn how to predictably provide botulinum toxin (aka Botox/Dysport) injections for maximum effect and minimal side effects.

Course W254

Workshop
9:15 am – 12:15 pm

CE Units: 3.0P
AGD Subject Code: 780

Dentist

Intermediate

Clinical

COMPOSITES

Class IV Restorations Two Ways



Newton Fahl, Jr.,
DDS, MS

Corporate Supporter:
Tokuyama Dental

EDUCATIONAL OBJECTIVES

1. Learn how to complete simple and more elaborate layering to achieve equally great esthetic results
2. Learn how to deal with color and anatomical challenges: finishing a Class IV to blend in seamlessly
3. Complete two contiguous Class IV restorations in one shot with exceptional proximal contacts

This course will focus on two contiguous Class IV restorations on upper central incisors using a highly esthetic restorative composite resin. Dr. Fahl will discuss shade selection and material application for each tooth according to each specific indication. The attendee will restore one central through a simpler layering technique, while the other will require a more polychromatic approach.

Course W250

Morning Workshop
9:15 am – 12:15 pm

CE Units: 3.0P
AGD Subject Code: 250

Repeated Workshop
2:15 pm – 5:00 pm

Course W260

Dentist

Intermediate

Clinical

POLISHING

The Art of Polishing: Strength, Longevity and Beauty



K. William "Buddy"
Mopper,
DDS, FAACD

Corporate Supporter:
Cosmedent, Inc.

EDUCATIONAL OBJECTIVES

1. Achieve esthetic results that will last for many years
2. Learn techniques to polish microfill and nanofill to a shine that will amaze you and your patients
3. Create an incredible polish on lithium disilicates, zirconia and CAD/CAM ceramics in minutes

In this course, attendees will learn how to polish to a high gloss on microfill, nanofill, lithium disilicates, zirconia and CAD/CAM ceramics. Dr. Mopper will demonstrate how to achieve a long-lasting final polish that is biologically compatible to the soft tissue. Attendees will learn everything they need to know about polishing every significant dental restorative.

Course W251

Workshop
9:15 am – 12:15 pm

CE Units: 3.0P
AGD Subject Code: 250

Dentist

Lab Technician

Advanced

Clinical

COMPOSITES

Stratification Techniques in Mastering Class IV Direct Restorations



Scott Finlay,
DDS, FAACD

Corporate Supporter:
Ivoclar Vivadent, Inc.

EDUCATIONAL OBJECTIVES

1. Understand the concepts of stratification and the effects of light refraction related to tooth form, surface finish and translucency
2. Create a predictable formula for a polychromatic direct restoration
3. Understand preparation design for direct restorations
4. Learn how to effectively and quickly finish restorations

Mastering direct restorations in the esthetic zone requires an intimate understanding of micro esthetics and the concepts of stratification. Replacing segments of tooth structure that harmonize and dissolve invisibly into the surrounding dentition is an invaluable tool for the clinician. In this workshop, participants will have the opportunity to implement the application of the stratification technique using a state of the art, naturally shaded composite system, IPS Empress Direct, focusing on class IV restorations.

Course W252

Workshop
9:15 am – 12:15 pm

CE Units: 3.0P
AGD Subject Code: 250

Repeated Thursday
W262
2:00 pm – 5:00 pm

Dentist

Intermediate

Clinical

TOOTH MOVEMENT

Cosmetic Tooth Alignment for General Dentists: Improving Cosmetic Cases with Simple Tooth Movement



Brooks Haney,
DDS

Corporate Supporter:
Six Month Smiles

EDUCATIONAL OBJECTIVES

1. Simply and conservatively move teeth in just six months
2. Properly diagnosis and treatment plan for adult patients with crooked or misaligned teeth
3. Identify patients who qualify and are candidates for tooth repositioning

This course will educate the general dentist on how to offer a conservative, minimally invasive, short-term treatment option for adult patients with crooked or misaligned teeth, which It is a useful alternative to traditional treatment options such as crowns and veneers, or it can be used in conjunction with a restorative treatment. Using proven orthodontic principles and materials, GPs can deliver it this option with ease, confidence and predictability. This cosmetic option allows your patients to smile with confidence.

Course W256

Workshop
9:15 am – 12:15 pm

CE Units: 3.0P
AGD Subject Code: 370

Dentist

Intermediate

Clinical

LEADERSHIP

Leadership is for Everyone



Mickey Bernstein,
DDS, AAACD



Diane Bernstein

EDUCATIONAL OBJECTIVES

1. Gain understanding of our own group behavior
2. Guide a group of people to keep the Circle of Safety strong
3. Modify or create a healthy organizational culture
4. Identify steps to grow personally as an effective leader

This presentation will guide you through how we function in groups and present steps to grow as a leader in your dental practice. Dr Bernstein and Ms. Bernstein will address common issues including burnout, decreased productivity, lack of corporation, lack of trust, or poor case acceptance and will instruct attendees on how to keep the Circle of Safety strong. Attendees will learn new and introspective concepts to grow as a leader, follower, and team member.



Course L250

Afternoon Lecture
2:00 pm – 5:00 pm

CE Units: 3.0L

AGD Subject Code: 770

All Attendees

Foundational

Non-Clinical

PHOTOGRAPHY

Photography Workshop for Accreditation Documentation



Brett Magnuson,
DMD, AAACD

EDUCATIONAL OBJECTIVES

1. Learn photography basics, equipment options and how to perfect images for the AACD Accreditation photography series
2. Manage RAW images, conversion to JPEG, and create an AACD PowerPoint® presentation for mentor communication
3. Understand the Big 3 (F stop, ISO and shutter speed)
4. Learn how to manage light for optimal results
5. Learn how to trouble shoot

This course is recommended for Members in the Accreditation Process (MIP's).

This course will demonstrate techniques for improving the quality and consistency of clinical photography. Dr. Magnuson will teach participants basic camera operation and case documentation for Accreditation. Attendees will learn proper framing for the AACD photo series and will practice the entire photo submission process.

Accredited Members will be on-hand and computers will be provided. Participants may bring a camera and flash they know how to operate that is specifically designed for intra-oral photography. Otherwise, loaner cameras will be available, and participants are encouraged to reserve purchase until the completion of this course.

Participants must bring (1) GB memory card, (1) compressed air, (1) USB jump drive, photographic mirror, clear plastic lip retractors, gloves, and a small flashlight.

Disclaimer: The American Board of Cosmetic Dentistry® does not endorse any particular clinical technique or style, nor does it endorse particular products or materials. It is acknowledged that Accreditation success is not dependent on the technique or the materials used, but on the excellence of the final result.

Course AW201

Afternoon Workshop
2:00 pm – 5:00 pm

CE Units: 3.0P

AGD Subject Code: 138

Attendance limited to 45

Dentist

Lab Technician

Advanced

Non-Clinical

Accreditation Recommended

COMPOSITES

Class IV Restorations Two Ways



Newton Fahl, Jr.,
DDS, MS

Corporate Supporter:
Tokuyama Dental

EDUCATIONAL OBJECTIVES

1. Learn how to complete simple and more elaborate layering to achieve equally great esthetic results
2. Learn how to deal with color and anatomical challenges: finishing a Class IV to blend in seamlessly
3. Complete two contiguous Class IV restorations in one shot with exceptional proximal contacts

This course will focus on two contiguous Class IV restorations on upper central incisors using a highly esthetic restorative composite resin. Dr. Fahl will discuss shade selection and material application for each tooth according to each specific indication. The attendee will restore one central through a simpler layering technique, while the other will require a more polychromatic approach.

Course W260

Workshop
2:00 pm – 5:00 pm

CE Units: 3.0P
AGD Subject Code: 250

Repeated Thursday
W250
9:15 am – 12:15 pm

Dentist

Intermediate

Clinical

DIRECT RESIN

Restoration of the Peg Lateral



Dipesh Parmar,
BDS

Corporate Supporter:
Cosmedent, Inc.

EDUCATIONAL OBJECTIVES

1. Learn an easy three-step resin-layering technique to produce anterior masterpieces
2. Obtain tips on how to create optimal proximal contours and contacts
3. Practice a finishing and polishing process designed to emulate natural tooth morphology

This course is a masterclass designed to bring direct resin aesthetics, occlusion and principles of smile design together to restore the peg lateral incisor. Dr. Parmar will demonstrate an easy three-step resin-layering technique to produce anterior masterpieces. Attendees will practice a finishing and polishing process designed to emulate natural tooth morphology.

Course W261

Workshop
2:00 pm – 5:00 pm

CE Units: 3.0P
AGD Subject Code: 780

Dentist

Lab Technician

Advanced

Intermediate

Clinical

THURSDAY | APRIL 25 | AFTERNOON

COMPOSITES

Stratification Techniques in Mastering Class IV Direct Restorations



Scott Finlay,
DDS, FAACD

Corporate Supporter:
Ivoclar Vivadent, Inc.

EDUCATIONAL OBJECTIVES

1. Understand the concepts of stratification and the effects of light refraction related to tooth form, surface finish and translucency
2. Create a predictable formula for a polychromatic direct restoration
3. Understand preparation design for direct restorations
4. Learn how to effectively and quickly finish restorations

Mastering direct restorations in the esthetic zone requires an intimate understanding of micro esthetics and the concepts of stratification. Replacing segments of tooth structure that harmonize and dissolve invisibly into the surrounding dentition is an invaluable tool for the clinician. In this workshop, participants will have the opportunity to implement the application of the stratification technique using a state of the art, naturally shaded composite system, IPS Empress Direct focusing on class IV restorations.

Course W262

Workshop
2:00 pm – 5:00 pm

CE Units: 3.0P
AGD Subject Code: 250

Repeated Thursday
W252
9:15 am – 12:15 pm

Dentist

Intermediate

Clinical

AACD ANNUAL MEMBERSHIP MEETINGS

Voter Registration
5:00 pm – 5:30 pm

Meeting
5:30 pm – 6:30 pm
Room 9

Shape the AACD's future by attending the annual membership meeting. Learn about pressing topics within the organization and be involved in making decisions that will impact the future of cosmetic dentistry and your Academy. Vote for the next term of leadership. Don't miss this meeting— your participation and input are valuable!





**Can't decide between two courses
happening at the same time?**

CHOOSE BOTH

Preorder your access to recorded sessions from AACD 2019* when you select the "Best Value" option at check out.



*Educators who permit session recording.

FRIDAY | APRIL 26 | AT A GLANCE

7:00 am – 6:00 pm	Registration Open	San Diego Convention Center – West Lobby
7:00 am – 9:00 am	Breakfast	San Diego Convention Center – Rm. 6AB Foyer
7:45 am – 8:45 am	General Session	San Diego Convention Center – Rm. 6AB
9:00 am – 2:00 pm	Rapid Fire Session	San Diego Convention Center – Rm. 6AB
9:15 am – 1:15 pm	Accreditation Written Exam	San Diego Convention Center – Rm. 9
9:15 am – 12:15 pm	Educational Sessions	San Diego Convention Center - Various
11:00 am – 7:00 pm	Exhibit Hall and Silent Auction Open	San Diego Convention Center – Hall AB1 (final bids for Silent Auction end at 7:00 pm)
12:00 pm – 2:00 pm	Exhibit Hall Lunch & Activities	San Diego Convention Center – Hall AB1 Contour Cove Splash Zone
12:30 pm – 1:00 pm	Fashion Show - Jaanuu	San Diego Convention Center – Hall AB1
2:00 pm – 5:00 pm	Educational Sessions	San Diego Convention Center – Various
5:30 pm – 7:00 pm	Exhibit Hall Re-Connect Social	San Diego Convention Center – Hall AB1

GENERAL SESSION

7:45 am – 8:45 am
San Diego Convention Center
– Room 6AB

Justin Patton,
Executive Coach, International Speaker & Energy Guru



RAPID FIRE SESSION

9:00 AM – 2:00 PM
San Diego Convention Center
– Room 6AB

The Rapid-Fire session presents five speakers, each delivering a 50-minute lecture and a 5-minute Q&A period at the end of each presentation. The series of lectures will equip you with insights you can implement on as soon as you get back to work on Monday.

RE-CONNECT SOCIAL

THURSDAY, APRIL 25

5:30 pm - 7:00 pm

FRIDAY, APRIL 26

5:30 pm - 7:00 pm

After a day of education, gather with exhibitors, friends, and colleagues to network over drinks in the Exhibit Hall: talk with exhibitors about the newest technologies and materials; discuss the courses you attended during the day with friends, and spend some time in the Splash Zone and Contour Cove. Drinks are on us.



FRIDAY

RAPID-FIRE SESSION

9:00 AM – 2:00 PM

The Rapid-Fire session presents five speakers, each delivering a 50-minute lecture and a 5-minute Q&A period at the end of each presentation. The series of lectures will equip you with insights you can implement on as soon as you get back to work on Monday.

“The name of the game is being able to deliver treatment to patients when the opportunity comes. The more you know about implant, cosmetic, and restorative treatments, the more your eye is developed to look for it. If you don’t know anything and have no eye for it, then you probably won’t do the work.”

— Nathaniel Hill, DDS,
Professional
Education
Committee Chair

APPLIANCES

Combining Esthetics & Function for Longevity



**Jimmy B.
Eubank,**
DDS, FAACD

EDUCATIONAL OBJECTIVES

1. Evaluate the joint and identify the patients you should not treat
2. Learn practical occlusal techniques that will increase the longevity of your restorations
3. Increase profitability through proper appliance use
4. Understand how and when to use deprogrammers, night guards, and the “E” appliance

This course will address how predictable longevity of restorations can be achieved by a practical understanding of occlusal principles and the proper use of appliances. Dr. Eubank will instruct attendees on how to deliver superior esthetics that will function comfortably and last for an acceptable length of time. Attendees will learn practical esthetic solutions and occlusal techniques to increase the longevity of their restorations.

Course L301
Lecture
9:00 am – 9:55 am
CE Units: 1.0L
AGD Subject
Code: 780

All Attendees

Intermediate

Clinical

NO-PREP VENEERS

Prepress Veneers: A Perfect Solution for Many Patients



**Dennis J.
Wells,**
DDS, AAACD

EDUCATIONAL OBJECTIVES

1. Understand why conservative dentistry is so popular and here to stay
2. Understand the advantages and disadvantages to “additive only” dentistry
3. Understand which cases are suitable for prepress dentistry and which ones are not
4. Demonstrate several successful cases that were treated with prepress veneers
5. Understand specific techniques that will insure success with prepress dentistry

This course will explore the trend to return to more conservative approaches that preserve as much enamel as possible, as well as the pros and cons of minimal prep and no prep restorations. Dr. Wells will discuss a protocol for evaluating the feasibility of no-prep smile design and show numerous successful cases that required absolutely no preparation. Specific techniques will be shown from smile design to final cementation to ensure success with this approach to cosmetic dentistry.



Course L302
Lecture
10:00 am – 10:55 am
CE Units: 1.0L
AGD Subject
Code: 780

All Attendees

Intermediate

Clinical

TREATMENT PLANNING

A Patient's Risk Determines the Restorative Approach



Amanda Seay,
DDS, AAACD

EDUCATIONAL OBJECTIVES

1. Learn how to assign a diagnosis and risk assessment before a treatment plan is adopted
2. Recognize how acceptable compromises can be overlooked without a risk-based understanding of the patient's existing conditions
3. Understand how critical failure modes must be managed to achieve predictable outcomes

An understanding of your patient's risk is essential to correctly determine their ideal course of treatment. This knowledge aids in adopting acceptable compromises that make successful treatment feasible for the patient. This may include phasing the treatment or adopting a more affordable treatment plan. Diagnosis of the patient's risk and prognosis for disease progression will clarify the likely modes of failure, so treatment can be planned that minimizes adverse outcomes and successfully meets the patient's expectations.



Course L303

Lecture
11:00 am – 11:55 am

CE Units: 1.0L
AGD Subject
Code: 780


Dentist

Foundational

Clinical

IMPLANTS

Avoiding Esthetic Implant Disasters



Kyle Stanley,
DDS

EDUCATIONAL OBJECTIVES

1. Understand the importance of restoratively driven guided surgery
2. Learn Partial Extraction Therapy (PET)
3. Employ therapies to maintain crestal and facial bone
4. Understand both restorative and surgical techniques to maximize esthetics

This presentation will showcase the digital workflow and how to avoid problems by using technology in implantology. Dr. Stanley will explain how planning with a restoratively driven mind makes things easier for both surgeons and restorative doctors so the whole team benefits and patients get more predictable treatment. Attendees will learn why the entire implant team must understand the biology of the delicate implant connection zone.



Course L304

Lecture
12:00 pm – 12:55 pm

CE Units: 1.0L
AGD Subject
Code: 780

Dentist

Lab Technician

Intermediate

Clinical

TREATMENT PLANNING

Smile Emulations: Comprehensive Facial Driven Treatment in Complex Implant Cases



Javier Vasquez,
DMD, MDT

EDUCATIONAL OBJECTIVES

1. Understand the importance of proper pre-operative treatment planning
2. Understand how to implement surgical techniques to avoid the impact of the maxillary and loss of vertical dimension and achieve predictability during the implant placement phase and temporization
3. Summarize the pros and cons of different restorative materials and their impact on occlusion
4. Explain the importance of using biomimetic materials

This lecture will cover tridimensional treatment planning from function to esthetics. Dr. Vasquez will cover the concept of digital smile design, facially driven smiles and smile emulations using natural shapes to enhance the facial harmony of the patient. He'll walk through the process, starting from the proper data collection, records, CBCT analysis and using the latest software for 3D integrated data. Attendees will also learn alternative materials to fabricate functional restorations for dento-gingival cases.



Course L305

Lecture
1:00 pm – 1:55 pm

CE Units: 1.0L
AGD Subject
Code: 780

Dentist

Advanced

Intermediate

Clinical

COMMUNICATION

Esthetic Realities for Today and Tomorrow



Peter Pizzi,
CDT, MDT



Sivan Finkel,
DMD

EDUCATIONAL OBJECTIVES

1. Understand the face, white and pink
2. Describe methods for effective diagnostic communication
3. Learn preparation guided ceramic layering and contours
4. Learn the importance of photographic communication and perception

This program will present a methodology to help eliminate the frustrations often encountered during the transfer of information between the dentist and technician for the fabrication of restorations. Mr. Pizzi will focus on the “team concept” of restorative dentistry, the importance of working with the patient, and the importance of the dental team’s ability to effectively control the esthetic outcome. The attendee will learn how to move through the diagnostic process including biomechanical, functional, periodontal and esthetics.

Course L306

Lecture
9:15 am – 12:15 pm

CE Units: 3.0L
AGD Subject Code: 550

All Attendees

Advanced

Intermediate

Clinical

Non-Clinical

COMPOSITES

Keys to Success in Direct Composite Restorative Challenges



Keiichi Hosaka,
DDS, PhD

EDUCATIONAL OBJECTIVES

1. Identify the key points for success in direct composite restorations
2. Understand the limitations of direct composite restorations
3. Explain how to extend a restorations longevity

This course will introduce attendees to the potential clinical advantages and challenges of direct composite restorations (DCRs). Dr. Hosaka will discuss related clinical procedures and techniques based on recent research, with a special focus on adhesive materials. Attendees will learn key points for success with as well as limitations of direct composite restorations.



Course L308

Lecture
9:15 am – 10:45 am

CE Units: 1.5L
AGD Subject Code: 250

Dentist

Beginner

Clinical

COMMUNICATION

Phased Communication with Patients for an Esthetic Approach & Technical Strategies



Dong-Hwan Lee,
DDS, PhD

EDUCATIONAL OBJECTIVES

1. Communicate effectively to identify patients' wants and needs
2. Understand dentogenics, a basic concept of esthetics
3. Use provisionalization for the purposes of esthetic evaluation and communication
4. Consider anterior guidance as it relates to proper function and longevity

This course will address the concrete and specific communication that should happen between dentist and patient prior to clinical procedures to obtain the esthetic results the patient desires. Dr. Lee will discuss how the dentogenic concept can improve a compromised condition in the planning stage and how provisionalization can be used to evaluate and communicate with patients. Attendees will learn how anterior guidance should be considered to achieve the function and longevity of treatments.



Course L309

Lecture
10:45 am – 12:15 pm

CE Units: 1.5L
AGD Subject Code: 550

Dentist

Intermediate

Clinical

ACCREDITATION

Accreditation Written Examination

The Accreditation Written Examination challenges individuals' knowledge in the foundational aspects of cosmetic dentistry. Dentists and laboratory technicians well-versed in all phases of cosmetic dentistry are expected to successfully complete this first step in the AACD Accreditation process. Failure to pass the written examination indicates further education would be beneficial prior to attempting the clinical cases. Pre-registration for the written examination is required. Applications, along with all applicable fees, must be submitted prior to taking the written examination.

Attendance limited to dentists and laboratory technicians.

Course A300 & A301

Examination 9:15 am – 1:15 pm

Justin Patton

Executive Coach,
International Speaker &
Energy Guru



FRIDAY | APRIL 26 | 7:45 AM – 8:45 AM

Patton will be speaking during AACD 2019's Friday general session and will help attendees understand how their energy impacts trust and influence, how leaders can take responsibility for their energy and the downstream impact it creates, and how they can strategically cultivate the type of leadership energy that will set their organization up for future success. If you want to communicate and lead more effectively, this session will provide you with the insights you need to change the energy and empower leaders at all levels.

ACCREDITATION

The Diagnostic Wax-Up: Dental Anatomy and Smile Design



Elizabeth Bakeman,
DDS, FAACD

EDUCATIONAL OBJECTIVES

1. Learn to apply the esthetic components of the proposed treatment plan via a diagnostic wax-up
2. Apply accepted principles of smile design, tooth arrangement and dental anatomy
3. Learn to use the diagnostic mock-up to create treatment previews and preparation guides

This participatory course will focus on the diagnostic mock-up and assist the participant in making the transition from the design phase to the clinical application of a proposed treatment plan. Dr. Bakeman will demonstrate how establishing the esthetic and functional parameters in a three-dimensional way can help clarify and simplify restorative protocols as well as illuminate pathways for the sequencing of complex cases. Attendees will leave with a clear understanding of the additive or subtractive nature of the restorative elements.

Attendance limited to 29.

Disclaimer: The American Board of Cosmetic Dentistry® does not endorse any particular clinical technique or style, nor does it endorse particular products or materials. It is acknowledged that Accreditation success is not dependent on the technique or the materials used, but on the excellence of the final result.

Course AW300

Workshop
9:15 am – 12:15 pm

CE Units: 3.0P
AGD Subject Code: 780

Repeated Friday
AW303
2:00 pm – 5:00 pm

Dentist
Intermediate
Clinical
Accreditation Recommended

DIRECT RESIN

Anatomical Restoration Technique: Universal vs. Injectable



Noboro Takahashi,
DDS

Corporate Supporter:
Shofu

EDUCATIONAL OBJECTIVES

1. Prevent post-operative hypersensitivity in direct restorations
2. Understand the principles and the technical know-how of total etch, self-etch and selective etch bonding techniques
3. Understand posterior occlusal anatomy based on Dr. Takahashi's unique approach
4. Create perfect occlusion in direct method without antagonistic teeth
5. Utilize universal and injectable resins for posterior restorations effectively

This hands-on course will provide an effective and efficient method to produce functional and esthetic direct posterior restorations. Both universal and injectable resin will be utilized in this hands-on course. Dr. Takahashi will discuss the concept of "3D gradation layering method" and "anatomic navigation system," which he formulated. The simplified techniques will be demonstrated step by step, and the attendee will learn how to create natural looking anatomical polychromatic restoration in minutes.

Course W354

Workshop
9:15 am – 12:15 pm

CE Units: 3.0P
AGD Subject Code: 780

Dentist
Intermediate
Clinical

VENEERS

Direct Veneering a Central Incisor, Lateral Incisor and Canine – Simple Layering, Great Form!



Newton Fahl, Jr.,
DDS, MS

Corporate Supporter:
Tokuyama Dental

EDUCATIONAL OBJECTIVES

1. How to be non-invasive when preparing teeth for direct veneers
2. How to achieve great color with only two shades of enamel and some tinting
3. How to visualize and replicate the anatomic determinants found in natural central incisors, lateral incisors, and canines, to make direct veneers absolutely life-like

This course will take the participant through a step by step protocol on how to do direct veneers in a simple and natural way. Dr. Fahl will teach attendees how to finish and polish direct veneers to make a central incisor, lateral incisor, and canine look like the real thing. The attendee will learn tooth preparation, shade selection, uses of tints, and simplified layering.

Course W350

Workshop
9:15 am – 12:15 pm

CE Units: 3.0P
AGD Subject Code: 250

Repeated Friday
W360
2:00 pm – 5:00 pm

Dentist

Intermediate

Clinical

DIRECT RESIN

Blocking out the Dark Tooth with Direct Resin



Dennis Hartlieb,
DDS, AAACD
Corporate Supporter:
Cosmedent, Inc.

EDUCATIONAL OBJECTIVES

1. Create a seamless composite veneer that masks the dark underlying tooth structure
2. Implement simple steps to avoid over-opaquin
3. Understand layering principles, what materials are critical for success to block out dark tooth structure, and the importance of Microfill composites for ultimate esthetics in free hand bonding
4. Create vibrant composite restorations with polishing techniques
5. Execute techniques to simplify and improve the free-hand composite experience

During this course, attendees will practice layering composites with appropriate materials to create the strongest but most polishable restoration. Dr. Hartlieb will demonstrate the “sub-opaquin” technique and a step-by-step application for using direct resin to veneer and mask the discolored tooth. Participants will be able to understand and practice these techniques with tooth morphology and contour when veneering the dark, discolored tooth and will be able to apply these skills when they return to the practice.

Course W351

Workshop
9:15 am – 12:15 pm

CE Units: 3.0P
AGD Subject Code: 250

Dentist

Intermediate

Clinical

COMPOSITES

Direct Posterior Composites: Balancing Esthetics, Efficiency & Performance



Michael Sesemann,
DDS, FAACD

Corporate Supporter:
Ivoclar Vivadent, Inc.

EDUCATIONAL OBJECTIVES

1. Understand proper adhesion protocol and application techniques
2. Understand the spectrum of indications for new bulk-fill resin composite materials
3. Understand proper placement techniques to achieve optimum contacts and anatomy

The predictability and long-term success of posterior composite restorations continue to be concerns for many practitioners due to technique sensitive steps required for proper placement. Dr. Sesemann will address new advancements in resin and photo-polymerization technology, which simplify these procedures without compromising quality. Attendees will learn proper adhesion protocols and how to establish proper form and function while meeting the esthetic demands of today's patients.

Course W352

Workshop
9:15 am – 12:15 pm

CE Units: 3.0P
AGD Subject Code: 250

Repeated Friday
W362
2:00 pm – 5:00 pm

Dentist

Intermediate

Clinical

COMPOSITE BONDING

Driven to Win at Diastema Closures and Class IV Composite Bonding



Todd Snyder,
DDS, FAACD

Corporate Supporter:
Ultradent Products, Inc.

EDUCATIONAL OBJECTIVES

1. Accurately select a shade to color match composites and tooth structure
2. Execute placement techniques to speed up the bonding procedure
3. Learn how to close diastemas easily
4. Use finishing techniques to consistently reproduce surface texture and polish

This program will provide techniques and tips for using a beautiful composite system to quickly create a natural looking restoration that consistently and effortlessly blends into the dentition. Dr. Snyder will demonstrate a systematic approach, and attendees will learn techniques and tips that can simplify the process and create great results.

Attendance limited to 40.

Course W353

Workshop
9:15 am – 12:15 pm

CE Units: 3.0P
AGD Subject Code: 250

Repeated Friday
W363
2:00 pm – 5:00 pm

Dentist

Intermediate

Clinical

MARKETING

Laboratory Dollars and Sense: Looking Under the Hood of a Modern Dental Laboratory



Leon Hermanides,
CDT

EDUCATIONAL OBJECTIVES

1. Identify traits of an effective leader
2. Generate ideas for creating an effective business strategy
3. Explain why does branding matters

This course will address the difficulties many skilled dental technicians have effectively leading their companies. Mr. Hermanides will discuss the many facets of the technician/owner role including branding the company, building a loyal customer base, delivering a consistent product, growing and inspiring a team to support the strategy and ultimately ensuring the financial viability of the company. Attendees will learn that their business skills can enrich the experience of their company for their employees, patients and customers.



Course L350

Lecture
2:00 pm – 5:00 pm

CE Units: 3.0L
AGD Subject Code: 550

Lab Technician

Intermediate

Foundational

Non-Clinical

PHILANTHROPY

Stories of Survival: 20 Years of Impact and We've Only Just Begun



Nancy Lashley Sullivan

EDUCATIONAL OBJECTIVES

1. Energize your team through Give Back A Smile
2. Learn how you can differentiate your Brand with the AACDCF and GBAS
3. Understand how authentic philanthropy can become a sincere and vital marketing method for your practice

The AACD Charitable Foundation has affected survivors, their families, their communities, volunteer dentists and their teams, and labs and their artists; and we've only just begun. Join us to celebrate our survivors' stories and get ready to begin your story. This course is designed to show dentists, technicians, and staff how to build a team effort of community, caring and compassion and how philanthropy can differentiate your brand and bolster your marketing.



Course L351

Lecture
2:00 pm – 5:00 pm

CE Units: 3.0L
AGD Subject Code: 130

All Attendees

Foundational

Non-Clinical

FELLOWSHIP

Fellowship Calibration



Bradley J. Olson,
DDS, FAACD

EDUCATIONAL OBJECTIVES

1. Calibrate examination expectations to current standards
2. Evaluate and test Fellowship cases
3. Review the evolution of the Accreditation criteria
4. Learn how to objectively use these criteria in the examination process

Fellowship Examiners must attend this calibration to maintain examiner status.

Attendance limited to Fellowship Examiners.

Fellowship Examiners Required

Course A302

Lecture

1:00 pm – 2:00 pm

CE Units: 1.0L

AGD Subject Code: 780

Dentist

Lab Technician

Advanced

Clinical

FELLOWSHIP

Fellowship Workshop for Accredited Members



Bradley J. Olson,
DDS, FAACD

EDUCATIONAL OBJECTIVES

1. Understand the Fellowship Protocol
2. Review successful and unsuccessful Fellowship cases
3. Review the evolution of the Accreditation criteria
4. Learn how to objectively use the criteria in the examination process

This workshop will assist attendees with preparation for attaining the highest credential available to members in the Academy. Dr. Olson will be giving a brief discussion, with emphasis on examination criteria, using multiple cases as the participant guide.

Attendance limited to Accredited Members.

Disclaimer: The American Board of Cosmetic Dentistry® does not endorse any particular clinical technique or style, nor does it endorse particular products or materials. It is acknowledged that Accreditation success is not dependent on the technique or the materials used, but on the excellence of the final result.

Fellowship Recommended

Course AW303

Workshop

2:00 pm – 5:00 pm

CE Units: 3.0P

AGD Subject Code: 780

Dentist

Lab Technician

Advanced

Clinical

ACCREDITATION

The Diagnostic Wax-Up: Dental Anatomy and Smile Design



Elizabeth Bakeman,
DDS, FAACD

EDUCATIONAL OBJECTIVES

1. Learn to apply the esthetic components of the proposed treatment plan via a diagnostic wax-up
2. Apply accepted principles of smile design, tooth arrangement and dental anatomy
3. Learn to use the diagnostic mock-up to create treatment previews and preparation guides

This participatory course will focus on the diagnostic mock-up and assist the participant in making the transition from the design phase to the clinical application of a proposed treatment plan. Dr. Bakeman will demonstrate how establishing the esthetic and functional parameters in a three-dimensional way can help clarify and simplify restorative protocols as well as illuminate pathways for the sequencing of complex cases. Attendees will leave with a clear understanding of the additive or subtractive nature of the restorative elements.

Attendance limited to 29.

Disclaimer: The American Board of Cosmetic Dentistry® does not endorse any particular clinical technique or style, nor does it endorse particular products or materials. It is acknowledged that Accreditation success is not dependent on the technique or the materials used, but on the excellence of the final result.

Course AW307

Workshop
2:00 pm – 5:00 pm

CE Units: 3.0P
AGD Subject Code: 780

Dentist

Intermediate

Clinical

**Accreditation
Recommended**

ACCREDITATION

Case Type IV: Composite Artistry Simplified



Amanda Seay,
DDS, AAACD

EDUCATIONAL OBJECTIVES

1. Use hue, chroma, opacity, translucency and value when matching a composite restoration to the natural tooth
2. Layer the composite to mimic the natural tooth in a polychromatic approach
3. Learn a step-by-step approach to creating harmonious tooth anatomy and contours using transitional line angles

This workshop will illustrate the versatility of using a naturally shaded composite system to create invisible Class IV restorations. A practical discussion of color fundamentals will be presented, and participants will learn when to use different composite systems. Additional topics of discussion will include shade selection, material placement and finishing and polishing techniques. Participants will learn a systematic technique to achieve proper contour, form, texture and how to achieve a beautiful result. Participants are encouraged to bring magnification loupes.

Disclaimer: The American Board of Cosmetic Dentistry® does not endorse any particular clinical technique or style, nor does it endorse particular products or materials. It is acknowledged that Accreditation success is not dependent on the technique or the materials used, but on the excellence of the final result.

Course AW310

Workshop
2:00 pm – 5:00 pm

CE Units: 3.0P
AGD Subject Code: 250

Dentist

Lab Technician

Foundational

Clinical

**Accreditation
Recommended**

veneers

Direct Veneering a Central Incisor, Lateral Incisor & Canine: Simple Layering, Great Form!



**Newton Fahl, Jr.,
DDS, MS**

Corporate Supporter:
Tokuyama Dental

EDUCATIONAL OBJECTIVES

1. How to be non-invasive when preparing teeth for direct veneers
2. How to achieve great color with only two shades of enamel and some tinting
3. How to visualize and replicate the anatomic determinants found in natural central incisors, lateral incisors, and canines, to make direct veneers absolutely life-like

This course will take the participant through a step by step protocol on how to do direct veneers in a simple and natural way. Dr. Fahl will teach attendees how to finish and polish direct veneers to make a central incisor, lateral incisor, and canine look like the real thing. The attendee will learn tooth preparation, shade selection, uses of tints, and simplified layering.

Course W360

Workshop
2:00 pm – 5:00 pm

CE Units: 3.0P
AGD Subject Code: 250

Repeated Friday
W350
9:15 am – 12:15 pm

Dentist

Intermediate

Clinical

DIRECT RESIN

Blocking Out the Dark Tooth with Direct Resin



**Javier Quiros,
DDS**

Corporate Supporter:
Cosmedent, Inc.

EDUCATIONAL OBJECTIVES

1. Identify a step by step recipe for success from smile design to mock up and wax up to bonding,
2. Implement the direct/indirect technique to maximize the use and longevity of composite veneers
3. Create thin, natural looking veneers with composite resin, tints and opaques
4. Execute effective rubber dam isolation and adhesion
5. Select and apply materials effectively to create beautiful smiles

This course will cover how to make a beautiful composite veneer that will rival any porcelain veneer. Dr. Quiros will demonstrate the direct/indirect technique for composite resin veneers. Participants will become familiar with the different types of materials specifically created for esthetic dentistry and learn how to layer, contour, finish and polish resin composite.

Course W361

Workshop
2:00 pm – 5:00 pm

CE Units: 3.0P
AGD Subject Code: 250

Dentist

Intermediate

Clinical

COMPOSITES

Direct Posterior Composites: Balancing Esthetics, Efficiency & Performance



Michael Sesemann,
DDS, FAACD

Corporate Supporter:
Ivoclar Vivadent, Inc.

EDUCATIONAL OBJECTIVES

1. Understand proper adhesion protocol and application techniques
2. Understand the spectrum of indications for new bulk-fill resin composite materials
3. Understand proper placement techniques to achieve optimum contacts and anatomy

The predictability and long-term success of posterior composite restorations continue to be concerns for many practitioners due to technique sensitive steps required for proper placement. Dr. Sesemann will address new advancements in resin and photo-polymerization technology, which simplify these procedures without compromising quality. Attendees will learn proper adhesion protocols and how to establish proper form and function while meeting the esthetic demands of today's patients.

Course W362

Workshop
2:00 pm – 5:00 pm

CE Units: 3.0P
AGD Subject Code: 250

Repeated Friday
W352
9:00 am – 12:15 pm

Dentist

Intermediate

Clinical

COMPOSITE BONDING

Driven to Win at Diastema Closures and Class IV Composite Bonding



Todd Snyder,
DDS, FAACD

Corporate Supporter:
Ultradent Products, Inc.

EDUCATIONAL OBJECTIVES

1. Accurately select a shade to color match composites and tooth structure
2. Execute placement techniques to speed up the bonding procedure
3. Learn how to close diastemas easily
4. Use finishing techniques to consistently reproduce surface texture and polish

This program will provide techniques and tips for using a beautiful composite system to quickly create a natural looking restoration that consistently and effortlessly blends into the dentition. Dr. Snyder will demonstrate a systematic approach, and attendees will learn techniques and tips that can simplify the process and create great results.

Attendance limited to 40.

Course W363

Workshop
2:00 pm – 5:00 pm

CE Units: 3.0P
AGD Subject Code: 250

Repeated Friday
W353
9:15 am – 12:15 pm

Dentist

Intermediate

Clinical

SATURDAY | APRIL 27 | AT A GLANCE

7:30 am – 2:00 pm	Registration Open	San Diego Convention Center – West Lobby
7:30 am – 9:00 am	Exhibit Hall Breakfast	San Diego Convention Center – Hall AB1
7:30 am – 2:00 pm	Exhibit Hall Open	San Diego Convention Center – Hall AB1
9:15 am – 12:15 pm	Educational Sessions	San Diego Convention Center – various
9:00 am – 2:00 pm	Silent Auction Item Pickup	San Diego Convention Center – Hall AB1
12:00 pm – 2:00 pm	Exhibit Hall Lunch	San Diego Convention Center – Hall AB1
2:00 pm – 5:00 pm	Educational Sessions	San Diego Convention Center - various
6:00 pm – 11:00 pm	Celebration of Excellence	Marriott Marquis – Marina Ballroom

CELEBRATION OF EXCELLENCE

6:00 pm – 11:00 pm
Marriott Marquis
– Marina Ballroom

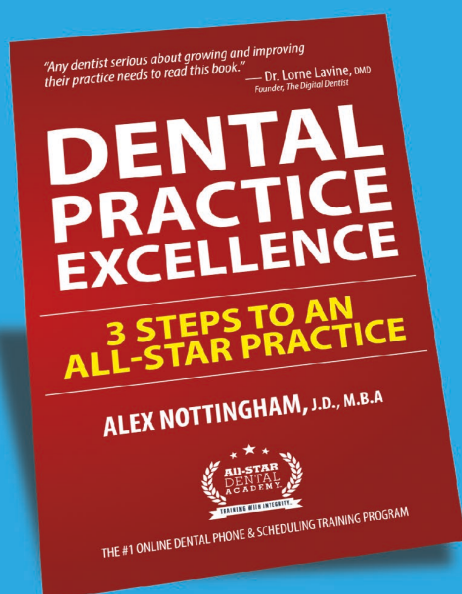
The culminating social event of every AACD scientific session, the **Celebration of Excellence**, is more than a night of fine dining and dancing—it's our community's opportunity to recognize and appreciate the accomplishments of some outstanding individuals, including the newly Accredited Members, Accredited Fellows and Evy award recipients. If you really want to be among the best of the best, the Celebration of Excellence is where you need to be.

The Celebration of Excellence is a formal event inspired by San Diego's naval history, so dress blues, whites and golds are recommended, but black-tie is also acceptable.



THREE SIMPLE STEPS TO DENTAL PRACTICE SUCCESS

Special offer! Get instant access to a
FREE pdf version of our practice-changing book
“Dental Practice Excellence:
3 Steps to an All-Star Practice”



DOWNLOAD your copy TODAY at book.allstardentalpractice.com



SATURDAY | APRIL 27 | MORNING & AFTERNOON

BONDING

Crescendo of Techniques for Anterior Bonded Restorations



Pascal Magne,
DMD, PhD

EDUCATIONAL OBJECTIVES

1. Review the latest scientific discoveries about no-post no-crown restorations
2. Identify the core values of biomimetic restorative dentistry
3. Explain ultraconservative approaches
4. Identify important procedures to improve the success of direct composite resin restorations
5. Define the keys to the success of indirect ceramic restorations

This course will be an intense lecture program designed to elevate practitioners' skills in anterior bonded restorations using direct composite resins and indirect porcelain veneers. Dr. Magne will present approaches that conserve the maximum amount of intact tissue and comply with biomimetic principles. Attendees will learn how to evaluate treatment options beginning with the simplest procedures such as chemical treatments and freehand composites and then more sophisticated approaches such as laminate veneers.

Course L400

Lecture

9:15 am – 12:15 pm &
2:00 pm – 5:00 pm

CE Units: 6.0L

AGD Subject Code: 250

Dentist

Lab Technician

Intermediate

Clinical

COMMUNICATION

Ceramic Gingival Recovery



Pablo Caetano,
MDT

EDUCATIONAL OBJECTIVES

1. Analyze elements for developing natural works
2. Identify the best way to create gingival ceramics
3. Detail structures with specific drawings
4. Communicate effectively to achieve favorable results

This course will present a detailed analysis of natural elements that must be understood and transferred to DentoGingival Prostheses. The presenter will share clinical cases showing the effectiveness of a well-designed project, discuss effective communication strategies for dentists, technicians and patient and suggest protocols for developing cases. Attendees will learn the steps that should be followed, from planning to execution, for an effective outcome.

Course L401

Lecture

9:15 am – 12:15 pm

CE Units: 3.0L

AGD Subject Code: 670

Lab Technician

Intermediate

Non-Clinical

COMPOSITE RESIN

Fear No More: A Guide to Restoring the Fractured Incisal Edge with Composite Resin



Arthur R. Volker,
DDS, MSED

Corporate Supporter:
Cosmedent, Inc.

EDUCATIONAL OBJECTIVES

1. Understand the components of the polychromatic incisal edge
2. Select the appropriate composite resins to maximize function and aesthetics
3. Understand the impact of polish and texture on final outcomes
4. Utilize hue, value and chroma to determine color for anterior restorations
5. Properly utilize tints and opaques
6. Predictably restore the fractured incisal edge

A restoration that induces more trepidation than any other, the class IV composite contains many elements that must be mastered to achieve an aesthetic and functional result. This intensive hands-on course will provide attendees with the foundation necessary to confidently repair an incisal fracture and to immediately implement these principles into daily practice.

Course W450

Workshop
9:15 am – 12:15 am

CE Units: 3.0P
AGD Subject Code: 780

Dentist

Intermediate

Clinical

PATIENT COMMUNICATION

The Zone of Excellence for the Cosmetic Team



W. Johnston Rowe, Jr.,
DDS, AAACD

EDUCATIONAL OBJECTIVES

1. Learn basic elements of smile design
2. Understand the AACD Accreditation process, protocols and case types
3. Learn to use Accreditation tools to achieve cosmetic excellence in clinical cases

This course is an introduction to cosmetic dentistry for team members with a special emphasis on the Accreditation process. It will cover AACD global, macro, and micro, and elements of smile design as well as contemporary treatment options used in comprehensive cosmetic dentistry. After completing this course, team members will be able to better communicate with patients and support their doctors in their cosmetic practice as well as identify potential Accreditation cases and visualize potential treatment options for cosmetic enhancements.



Course L403

Lecture
9:15 am – 12:15 pm

CE Units: 3.0L
AGD Subject Code: 550

All Attendees

Foundational

Clinical

PATIENT CARE

Ramp It Up! Becoming an All-Star Player on Your Team



Deb Ham



**Jaime Kemp,
BS**

EDUCATIONAL OBJECTIVES

1. Become familiar with the Accreditation requirements in order to support your doctor throughout the process
2. Learn how to communicate effectively and take on the vital role of connecting with patients
3. Gain a deeper understanding of the impact we make on people's lives when we deliver world-class cosmetic dentistry

This course will provide a team member's perspective on delivering Accreditation level service and care. Attendees will gather details on how to hone their skills and increase their contributions to their team. Two members of Dr. Dennis Wells' team will share experiences and techniques which have helped them grow professionally over the years. Deb and Jaime guarantee you will have fun and leave with a new understanding of your important role . . . and maybe a prize!

Course L451

Lecture

2:00 pm – 5:00 pm

CE Units: 3.0L

AGD Subject Code: 550

Dental Team

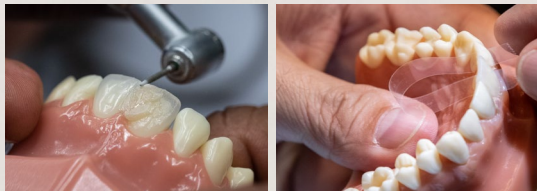
Foundational

Non-clinical



DO MORE COSMETIC CASES CONFIDENTLY

Learn how in AACD Con•tin•uum hands-on workshops.



- Tackle single crowns that don't match the adjacent natural teeth with ease and meet patient demand for maxillary anterior porcelain veneers after taking the **Anterior Esthetics** workshop with **Michael R. Sesemann, DDS, FAACD**.
- Treat fractures, redo poor bonding, close diastemas and more with conservative and beautiful direct resin restorations after taking **Contour, Color and Creativity in Direct Composite Restorations** with **Brian P. LeSage, DDS, FAACD**.
- Take on implant cases and deliver results that are indistinguishable from a natural tooth after taking **Replacing a Missing Tooth in the Esthetic Zone** with **Elizabeth M. Bakeman, DDS, FAACD**.

Learn how in AACD Con•tin•uum hands-on workshops.
Visit AACD.com/continuum for more information.

AACD American Academy
of Cosmetic Dentistry®

Real Patient. Real Result. Dentistry by Michael R. Sesemann, DDS, FAACD.





EXHIBITORS LISTING

3M Oral Care	Ivoclar Vivadent, Inc.
AD2 (Advanced Dental Designs, Inc)	Kettenbach
BioHorizons	Kuraray America
BirdEye	LendingUSA
Bisco Dental Products	McGill & Hill Group
Brasseler USA	Nadia International
Cain Watters & Associates	Nobel Biocare
Care Credit	Orofacial Therapeutics
CareCru	Pacific Training Institute for Facial Aesthetics
Carestream Dental	Panadent Corp.
Ceatus Media Group	Patient News
Clinician's Choice Dental Products	Philips Oral Healthcare
Cosmedent	PhotoMed International
DenMat	Power Dental U.S.A., Inc.
Designs For Vision, Inc.	PracticeCFO
Doctor Logic	Quintessence Publishing
Doctor Multimedia	RGP Dental Inc.
DoWell Dental Products	Rosemont Media
Einstein Medical	Shofu Dental Corporation
Esthetic Professionals	Six Month Smiles
Fotona	Sleep Group Solutions
Garfield Refining Co.	Smile Line by Style Italiano
Garrison Dental Solutions	SurgiTel
GC America Inc.	Tokuyama Dental America
Glidewell Dental	Ultradent Products, Inc.
Great Lakes Dental Technologies	Ultralight Optics, Inc.
Hu-Friedy Mfg. Co, LLC	Vita
Incredible Marketing	White Towel Services
Infinity Dental Web	Zeiss
	Zero Gravity Skin

SPECIAL THANKS TO OUR EDUCATIONAL SPONSORS:



SPEAKER BIOS

Adamo Notarantonio, DDS, FAACD

earned his DDS in 2002 from the State University of New York at Stony Brook School of Dental Medicine and is an Accredited Member of the AACD. He is a partner at Huntington Bay Dental in Huntington, NY.

Amanda Seay, DDS, AAACD

earned her DDS degree from New York University College of Dentistry in 2002. She is an Accredited Member of the AACD and maintains a private practice in Mount Pleasant, SC.

Arthur Volker, DDS, MSED

earned his DDS from Columbia University's School of Dental and Oral Surgery. He is in practice in Sunnyside, NY.

Bradley J. Olson, DDS, FAACD

earned his DDS degree in 1983 from the University of Maryland and is an Accredited Fellow Member of the AACD. He maintains a private practice located in Waldorf, MD.

Brett Magnuson, DMD, AAACD

earned his DMD degree in 1978 from Southern Illinois University and is an Accredited Member of the AACD. He maintains a private practice located in Kalamazoo, MI.

Brian LeSage, DDS, FAACD

earned his DDS degree in 1983 from the University of Maryland Dental School and is an Accredited Fellow Member of the AACD. He is the owner of the Beverly Hills Institute of Dental Esthetics located in Beverly Hills, CA.

Brooks Haney, DDS

earned his Doctor of Dental Surgery degree at Baylor College of Dentistry. He is the owner of Smiles of North Dallas in Richardson, TX.

Charles Loretto

earned his Bachelor of Arts in marketing from the University of Texas at Arlington. He is the Director of Business Development and Marketing at Cain Watters & Associates.

Christy Ratcliff, CPA, CVA

earned her BBA and MS from Texas A&M University. She is a Certified Public Accountant and a Certified Valuation Analyst and joined NDP in 2014 to lead the valuation and consulting service lines.

Corky Willhite, DDS, FAACD

earned his DDS degree from Louisiana State University School of Dentistry in 1979. He is an Accredited Fellow Member of the AACD and maintains a private practice in Metairie, LA.

Deb Ham

earned her High School Diploma in 1979 at the Notre Dame Academy. She is an office manager in Nashville, TN.

Dennis Hartlieb, DDS, AAACD

earned his DDS degree in 1988 from the University of Michigan School of Dentistry and is an Accredited Member of the AACD. He maintains a full-time practice in the Chicago suburb of Glenview, IL.

Dennis J. Wells, DDS, AAACD

earned his DDS degree in 1983 from the University of Tennessee and is an Accredited Member of the AACD. He maintains a private practice in Brentwood, TN.

Diane Bernstein

earned her Radiology Technology degree in 1974 at Baptist Memorial Hospital. She is a partner for Bernstein Dental Consulting in Eads, TN.

Dipesh Parmar, BDS

earned his BDS from the University of Birmingham, United Kingdom. He is a partner at Acorn Implant and Dental Practice in Birmingham, United Kingdom.

Dong-Hwan Lee, DDS, PhD

earned his DDS degree in 1992 from Seoul National University. He is a clinical professor at Samsung Medical Center in Seoul, Korea.

Elizabeth Bakeman, DDS, FAACD

earned her DDS degree in 1983 from the University of Michigan. She is an Accredited Fellow Member of the AACD and is the owner of Elizabeth M. Bakeman, DDS, The Art of Dentistry, located in Grand Rapids, MI.

Frank Milnar, DDS, AAACD

earned his DDS degree in 1976 from the University of Minnesota and is an Accredited Member of the AACD. He is the owner of Killian, Milnar, and Associates, located in St. Paul, MN.

Jaime Kemp, BS

earned her BS in Biology in 2004 at Trevecca Nazarene University. She is the marketing and scheduling coordinator at Nashville Center for Aesthetic Dentistry in Brentwood, TN.

Jan Roberts, DMD

earned her DMD degree in 1977 from the University of British Columbia in Canada. She is the co-founder for the Pacific Training Institute for Facial Aesthetics in Vancouver, Canada.

Javier Quirós, DDS

earned his DDS from the University of Costa Rica. He is in practice in Costa Rica.

Javier Tapia-Guadix, DDS, CG

earned his DDS degree in 2003 from the University of Madrid. He maintains a private practice in Madrid, Spain.

Javier Vasquez, DMD, MDT

earned his DMD degree in 1998 in Colombia. He maintains a private practice in Miami, FL.

Jimmy Eubank, DDS, FAACD

earned his DDS in 1974 at the University of Texas and is an Accredited Fellow Member of the AACD. He is the owner of Esthetics Unlimited in Plano, TX.

K. William Mopper, DDS, FAACD

earned his BA and DDS degrees from the University of Iowa and earned his MS degree at the University of Illinois. He is an Accredited Fellow Member of the AACD. He is the owner of Cosmedent in Chicago, IL.

Keiichi Hosaka, DDS, PhD

earned his DDS degree in 2003 from Tokyo Medical and Dental University. He is an assistant professor in Tokyo, Japan.

Kimberly Miller, RDH, BSDH

earned her BSDH in 1981 from Loma Linda University. She is a Lead Profitability Coach with Inspired Hygiene, an international speaker and monthly columnist for RDH magazine.

Kyle Stanley, DDS

earned his DDS degree in 2010 from Herman Ostrow School of Dentistry of USC. He is a partner at Helm Nejad Stanley Dentistry in Beverly Hills, CA.

Leon P. Hermanides, CDT

earned a National Higher Diploma in Dental Technology in 1992 from Dyrban, South Africa. He is the founder and president of Protea Dental Studio in Redmond, WA.

Lisa Philp, RDH

earned her RDH in 1987 at East Tennessee State University. She is the Chief Visionary Officer of Transitions Group North America; a full-service coaching company for dentistry.

Michael R. Sesemann, DDS, FAACD

earned his DDS degree in 1981 from the University of Nebraska Medical Center School of Dentistry and is an Accredited Fellow Member of the AACD. He is the founder and president of Nebraska Institute of Comprehensive Dentistry located in Omaha, NE.

You Don't Know **WHAT YOU** Don't Know

For everything **you didn't learn in dental school,**
here's the **AACD Virtual Campus**

Catch up on comprehensive cosmetic dentistry education in the AACD Virtual Campus. With more than 140 recorded lectures from previous scientific sessions & 75 available CE credits, you're bound to discover something new.

Visit www.aacd.com/virtualcampus to start learning.



VIRTUAL AACD | **LEARN ANYTIME ANYWHERE**
CAMPUS MEMBERS

Mickey Bernstein, DDS, AAACD

earned his degree in 1975 from the University of Tennessee College of Dentistry. He is an Accredited Member and past president of the AACD. He is a consultant for Bernstein Dental Consulting in Eads, TN.

Nancy Lashley Sullivan

is the founder of Athena Marketing, specializing in dental marketing and branding for dentists, corporations, consultants and organizations. She is a partner of Smiles4Oregon in Springfield, OR.

Nelson Rego, CDT, AAACD

is an Accredited Member of the AACD. He is the owner of Smile Designs by Rego located in Santa Fe Springs, CA.

Newton Fahl, DDS, MS

earned his DDS degree in 1987 from the State University of Londrina in Brazil and his MS degree in 1989 from the University of Iowa. He is the owner of the Fahl Center in Curitiba, Brazil.

Noboro Takahashi, DDS

earned his DDS from Tokyo Medical and Dental University. He maintains a private practice in Tokyo, Japan.

Pablo Caetano, MDT

earned his MDT degree in 2002. He is the owner of NewLab Prótese Dentária lab in Uberlandia, Brazil.

Pascal Magne, DMD, PhD

earned his DMD in 1989 from the University of Geneva. He is an associate professor at the University of Southern California.

Peter Pizzi CDT, MDT

is the owner of Pizzi Dental Studio in Staten Island, NY.

Scott Finlay, DDS, FAACD

earned his DDS degree in 1982 from the University of Maryland, Baltimore College of Dental Surgery. He is an Accredited Fellow Member of the AACD, is Senior Faculty for the Dawson Academy, and maintains a private practice located in Annapolis, MD.

Sivan Finkel, DMD

earned his DMD in 2010 at Rutgers School of Dental Medicine. He is a co-owner at the Dental Parlour in New York City, NY.

Stephen Chu, DMD, CDT

earned his DMD from the University of Pennsylvania School of Dental Medicine in 1984. He is in practice at New York Center for Specialized Dentistry in New York City, NY.

T. Wade Coleman, JD

earned a bachelor's degree in accounting from The Citadel, and a Juris Doctorate degree from Charlotte School of Law.

Todd Snyder, DDS, FAACD

earned his DDS from the UCLA School of Dentistry and is an Accredited Fellow Member of the AACD. He maintains a private practice in Laguna Niguel, CA.

Warren Roberts, DMD


earned his DMD degree from the University of British Columbia in Canada. He is the co-founder and Clinical Director for the Pacific Training Institute for Facial Aesthetics in Vancouver, Canada.

W. Johnston Rowe, Jr., DDS, AAACD

earned his DDS degree from University of Tennessee College of Dentistry and is an Accredited Member of the AACD. He maintains a private practice in Jonesboro, AK.

Tetric® Evo Line

One composite system for all indications



“The bulk fill materials are *my choice* for simplicity, predictability and esthetics.”

– Dr. Jason Olitsky
Jacksonville, FL

“It’s a great system for both anterior and posterior restorations!”

– Dr. Ed Lowe
Vancouver, BC

“I like the simplicity, handling and esthetics for my everyday posterior restorations.”

– Dr. Amanda Seay
Charleston, SC

“Bulk, Sculpt and Cure... it’s really that easy.”

– Dr. Michael Sesemann
Omaha, NE

Everyone’s Talking Tetric!

See what people are saying about Tetric Evo Line composites at TetricEvoLine.us today!



ivoclarvivadent.com
EXPLORE SHOP LEARN

For more information, call us at 1-800-533-6825 in the U.S., 1-800-263-8182 in Canada.
©2018 Ivoclar Vivadent, Inc. Ivoclar Vivadent and Tetric are registered trademarks of Ivoclar Vivadent, Inc.

ivoclar
vivadent®
passion vision innovation



IPS e.max® ZirCAD®

ZIRCONIA NEVER LOOKED SO GOOD!



IPS e.max® ZirCAD® Multi is the new multi-translucent zirconia from Ivoclar Vivadent. With up to 30% higher flexural strength and 50% higher fracture toughness compared to common high translucency zirconia* materials, IPS e.max ZirCAD Multi offers both high strength and premium esthetics.

When prescribing zirconia restorations, don't settle for less than the most esthetic, high strength **multi translucent zirconia!**

Clinical dentistry by Dr. Franklin Shull and Matt Roberts, CDT

ivoclarvivadent.com
EXPLORE SHOP LEARN

For more information, call us at 1-800-533-6825 in the U.S., 1-800-263-8182 in Canada.
© 2018 Ivoclar Vivadent, Inc. Ivoclar Vivadent, ZirCAD and IPS e.max are registered trademarks of Ivoclar Vivadent, Inc.
*5Y-TZP


**ivoclar
vivadent®**
passion vision innovation